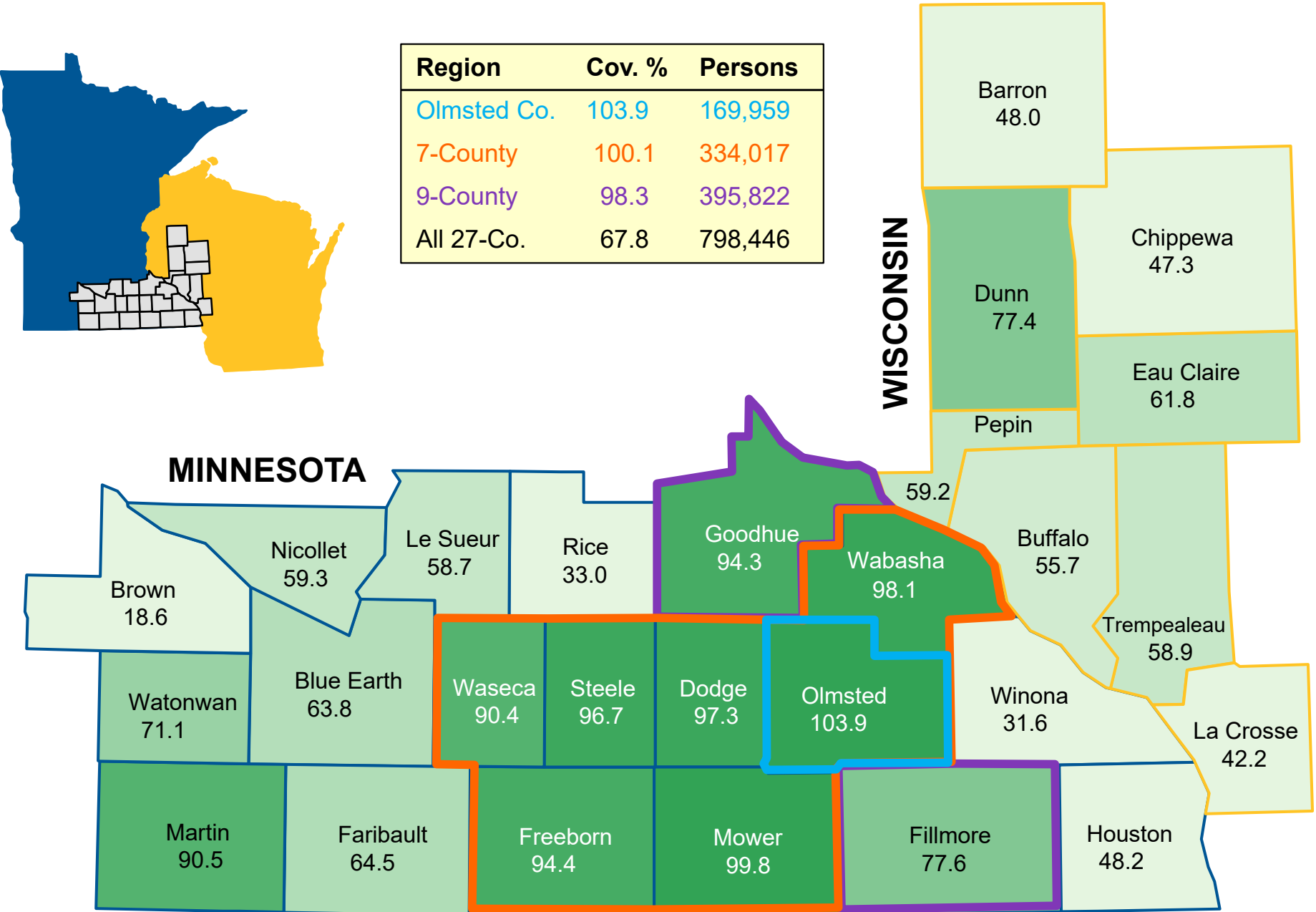


Percent coverage of REP Census (v. 2022) versus the US Census Decennial and Intercensal population estimates (Vintage 2022)																								Cos.					
Co. No.	State	County	Sex	Source	2000	2001	2002	2003	2004	2005	2006	2007	2008	2009	2010	2011	2012	2013	2014	2015	2016	2017	2018	2019	2020	2021	2022	7	9
1	MINNESOTA	OLMSTED	All	Coverage %	104.7	105.1	104.6	104.4	104.1	104.4	104.8	104.6	104.2	103.3	103.0	103.1	103.3	103.2	103.3	102.8	103.8	103.8	102.6	101.7	101.3	103.9	99.6		
2	MINNESOTA	DODGE	All	Coverage %	92.2	91.9	90.1	89.7	88.9	88.2	87.3	88.4	90.0	91.7	92.4	93.2	93.6	93.3	93.5	93.6	93.8	94.2	94.2	95.1	97.0	97.3	92.9		
3	MINNESOTA	MOWER	All	Coverage %	41.1	41.0	39.8	38.1	37.1	36.7	36.3	37.5	44.4	58.0	81.3	92.7	95.8	96.0	95.5	95.4	96.9	96.8	96.8	98.4	100.4	99.8	94.1		
4	MINNESOTA	GOODHUE	All	Coverage %	32.7	33.2	33.5	33.6	33.6	33.2	34.2	35.2	36.4	39.6	44.7	48.8	54.2	77.0	90.0	91.3	91.1	91.9	92.2	92.8	93.5	94.3	88.2		
5	MINNESOTA	FILLMORE	All	Coverage %	67.3	68.3	68.1	68.1	68.1	67.9	67.4	67.6	67.9	68.5	69.5	70.3	71.1	72.3	73.1	75.7	72.5	73.7	72.8	74.0	75.6	77.6	73.1		
6	MINNESOTA	WABASHA	All	Coverage %	58.8	59.2	58.7	59.0	59.1	59.4	57.4	57.4	62.4	76.3	84.1	85.8	86.5	89.8	91.1	91.4	89.7	90.3	92.1	93.0	97.1	98.1	91.9		
7	MINNESOTA	WINONA	All	Coverage %	21.3	21.8	21.6	21.4	21.0	20.6	20.3	19.9	20.9	23.5	24.9	25.7	26.8	27.8	28.3	28.9	28.6	28.8	28.8	28.8	31.2	31.6	27.5		
8	MINNESOTA	HOUSTON	All	Coverage %	6.0	6.1	6.2	6.2	6.0	6.1	6.3	6.7	18.7	43.1	50.5	52.2	53.1	53.1	52.3	51.0	50.3	49.6	49.5	47.7	48.2	48.2	42.0		
9	MINNESOTA	FREEBORN	All	Coverage %	25.7	26.2	26.0	25.3	24.7	24.5	24.4	25.2	32.7	47.8	78.0	91.9	96.2	97.4	97.4	96.8	97.1	95.9	94.5	94.8	94.1	94.4	87.9		
10	MINNESOTA	STEELE	All	Coverage %	20.9	21.7	22.6	23.5	23.6	23.0	23.1	23.8	33.9	62.4	86.9	93.6	96.7	97.5	97.1	96.7	97.1	97.0	96.7	96.9	96.8	96.7	89.7		
11	MINNESOTA	RICE	All	Coverage %	9.1	9.3	9.6	9.7	9.8	9.6	8.6	8.5	11.3	15.9	19.0	23.8	27.4	28.9	29.3	29.5	28.8	28.0	27.1	27.1	32.7	33.0	24.7		
12	MINNESOTA	BLUE EARTH	All	Coverage %	6.4	6.2	6.0	6.0	6.0	6.1	6.4	6.8	25.7	42.3	48.6	50.2	51.6	53.4	54.9	56.1	57.4	57.9	57.5	58.5	63.0	63.8	53.4		
13	MINNESOTA	WASECA	All	Coverage %	15.7	16.0	16.2	16.6	17.1	17.4	17.1	17.7	48.5	76.4	87.0	92.1	94.7	95.2	94.5	93.9	93.5	93.1	91.9	90.8	91.0	90.4	82.5		
14	MINNESOTA	FARIBAULT	All	Coverage %	17.1	16.1	15.8	16.1	15.8	15.9	16.5	16.9	25.0	36.4	60.0	72.9	80.1	81.3	81.4	80.8	79.5	75.2	67.0	63.9	64.8	64.5	55.5		
15	MINNESOTA	MARTIN	All	Coverage %	18.8	19.1	18.9	19.1	19.9	20.6	20.7	20.6	28.2	40.7	69.5	84.0	90.7	91.8	91.1	90.6	91.5	91.5	90.1	89.9	90.6	90.5	81.9		
16	MINNESOTA	WATONWAN	All	Coverage %	8.2	8.7	8.7	9.4	9.9	9.7	10.1	10.7	35.8	54.2	70.8	77.3	77.1	74.6	74.5	74.6	73.9	73.7	72.9	72.2	72.1	71.1	62.6		
17	MINNESOTA	BROWN	All	Coverage %	7.1	7.0	7.0	6.8	6.6	6.6	6.3	6.4	15.8	22.7	25.8	25.9	25.2	24.3	25.2	25.8	25.5	24.8	23.2	22.0	21.9	18.6	13.9		
18	MINNESOTA	NICOLLET	All	Coverage %	5.5	5.7	5.8	6.1	6.1	6.2	6.4	6.8	28.7	45.2	51.1	52.3	52.7	53.4	54.0	55.0	55.8	55.7	55.0	54.0	58.5	59.3	49.9		
19	MINNESOTA	LE SUEUR	All	Coverage %	5.1	5.3	5.3	5.4	5.4	5.3	5.5	5.8	22.1	34.1	38.8	46.2	56.1	62.5	64.7	65.4	65.7	63.7	60.3	57.7	59.7	58.7	50.3		
20	WISCONSIN	EAU CLAIRE	All	Coverage %	2.4	2.1	2.0	2.1	2.2	2.3	2.4	2.7	34.6	50.5	55.8	56.7	57.2	56.9	57.1	56.8	56.7	56.5	56.1	56.0	59.4	61.8	54.9		
21	WISCONSIN	TREMPEALEAU	All	Coverage %	3.1	3.1	3.2	3.1	3.0	3.1	3.3	3.7	25.0	50.0	57.1	57.9	58.0	57.8	57.3	56.0	55.9	56.9	56.8	55.5	56.9	58.9	51.8		
22	WISCONSIN	LA CROSSE	All	Coverage %	2.6	2.7	2.7	2.6	2.7	2.7	2.8	3.0	14.5	37.7	44.2	45.6	45.9	45.7	45.0	44.0	43.6	42.0	40.0	38.0	41.1	42.2	34.2		
23	WISCONSIN	BUFFALO	All	Coverage %	7.8	8.1	8.5	8.5	8.5	8.7	8.6	8.9	30.8	50.8	58.8	61.3	62.8	63.6	63.9	63.4	63.1	62.3	59.6	56.9	56.2	55.7	48.5		
24	WISCONSIN	PEPIN	All	Coverage %	8.6	8.6	9.1	9.2	9.5	9.5	9.4	8.9	25.8	43.4	52.4	55.3	57.6	60.7	62.8	62.6	61.1	62.0	60.1	57.3	57.8	59.2	52.9		
25	WISCONSIN	DUNN	All	Coverage %	2.6	2.5	2.4	2.5	2.6	2.9	3.0	3.3	32.6	56.5	69.6	73.9	75.2	75.3	75.6	74.4	74.6	74.1	73.2	73.0	75.4	77.4	68.9		
26	WISCONSIN	BARRON	All	Coverage %	2.0	1.9	1.9	1.8	1.8	2.0	2.1	2.3	19.6	30.7	35.7	37.9	39.9	41.7	43.6	44.2	44.3	43.9	43.7	43.9	46.0	48.0	41.2		
27	WISCONSIN	CHIPPEWA	All	Coverage %	1.6	1.5	1.4	1.4	1.4	1.6	1.7	1.9	22.9	34.3	38.2	39.0	39.9	40.1	40.2	40.2	40.7	41.4	41.8	42.0	45.1	47.3	41.3		
7 Co	MN	Int J Epi, 7 Co.	All	Coverage %	67.3	67.8	67.8	67.7	67.6	67.9	68.0	68.5	73.8	83.0	92.9	97.0	98.6	99.0	99.1	98.7	99.3	99.3	98.6	98.5	98.9	100.1	94.8		
9 Co	MN	IJE + 2, 9 Co.	All	Coverage %	63.0	63.5	63.5	63.5	63.4	63.6	63.8	64.4	68.9	76.9	85.8	89.7	91.7	94.9	96.6	96.6	96.8	97.0	96.5	97.0	98.3	92.9			
1-27	MN & WI	All 27 Counties	Total	Coverage %	25.2	25.4	25.4	25.4	25.5	25.5	25.6	25.9	38.5	51.2	58.7	61.8	63.6	65.1	65.9	65.9	66.0	65.8	65.0	64.6	66.7	67.8	61.0		

Persons identified in the REP using the REP Census (v. 2021) timelines.

7 Co	MN	Int J Epi, 7 Co.	All	Counts	194,374	197,643	199,195	200,911	202,450	204,447	206,903	210,151	228,076	257,922	290,292	304,565	310,283	313,474	314,665	314,877	318,551	320,805	320,374	321,403	328,918	334,017	316,604
9 Co	MN	IJE + 2, 9 Co.	All	Counts	223,047	226,911	228,697	230,541	232,106	233,871	236,667	240,525	259,051	290,512	325,441	341,694	350,125	363,995	371,310	372,664	375,845	378,857	378,421	380,085	389,439	395,822	374,575
27 Co	MN & WI	All 27 Counties	All	Counts	266,731	270,775	272,607	274,690	276,675	279,005	281,956	287,533	430,165	574,641	661,711	698,332	720,238	739,887	750,302	751,529	755,796	756,764	750,329	747,866	785,304	798,446	720,751

Figure. Coverage of REP Census (v. 2022) compared to US Census on 1 July 2021



Percent coverage of REP Census (v. 2022) versus the US Census Decennial and Intercensal population estimates (Vintage 2022)

Co.	State	County	Sex	Age Group	2000	2001	2002	2003	2004	2005	2006	2007	2008	2009	2010	2011	2012	2013	2014	2015	2016	2017	2018	2019	2020	2021	2022	
1	MINNESOTA	OLMSTED	F	00-04 yrs	108.2	110.9	107.9	109.2	109.1	111.9	111.6	112.1	111.6	108.9	108.1	108.8	108.1	106.4	107.3	104.1	104.7	105.3	104.3	101.2	100.0	100.6	98.5	
1	MINNESOTA	OLMSTED	F	05-09 yrs	102.1	102.7	104.7	106.3	103.3	103.9	103.6	101.8	100.4	100.5	101.3	101.1	102.4	102.7	102.4	103.1	103.3	102.2	101.0	98.9	98.5	99.3	95.6	
1	MINNESOTA	OLMSTED	F	10-14 yrs	98.9	97.6	98.9	98.4	99.2	99.1	98.0	98.2	98.7	98.2	98.5	96.7	97.8	98.4	99.1	95.9	97.9	98.5	97.2	95.6	93.3	96.2	94.0	
1	MINNESOTA	OLMSTED	F	15-19 yrs	115.2	115.6	116.1	114.5	113.5	113.7	112.6	114.3	113.6	114.6	112.9	109.9	110.0	111.0	111.4	109.6	111.2	110.7	111.4	106.4	101.5	106.9	103.4	
1	MINNESOTA	OLMSTED	F	20-24 yrs	142.7	143.0	140.1	138.2	138.4	138.2	140.6	142.9	143.5	137.8	137.6	138.6	139.1	133.3	130.3	130.3	130.7	132.5	130.0	128.9	123.5	128.1	115.2	
1	MINNESOTA	OLMSTED	F	25-29 yrs	113.3	117.1	115.8	114.7	115.7	117.9	116.8	114.6	115.9	113.2	111.1	113.5	114.6	115.8	118.7	118.2	119.7	120.3	116.1	112.8	115.1	118.6	111.1	
1	MINNESOTA	OLMSTED	F	30-34 yrs	108.7	108.8	107.5	107.6	107.4	109.2	110.2	108.9	106.6	107.0	107.4	106.4	106.6	106.4	106.4	106.4	107.8	110.7	111.8	109.2	112.4	116.7	120.0	114.2
1	MINNESOTA	OLMSTED	F	35-39 yrs	103.4	103.9	103.1	103.4	102.3	103.2	103.1	103.1	101.8	103.0	104.0	104.6	105.1	104.3	104.2	104.3	103.9	103.9	104.7	104.2	105.2	109.7	105.4	
1	MINNESOTA	OLMSTED	F	40-44 yrs	102.4	101.5	102.0	100.9	101.5	100.3	102.6	102.7	102.1	101.9	102.2	103.5	102.1	102.2	102.6	103.5	104.3	103.7	101.7	101.6	101.6	103.3	102.4	
1	MINNESOTA	OLMSTED	F	45-49 yrs	100.5	100.1	100.0	100.3	99.8	100.6	99.3	99.8	98.1	99.3	99.3	99.9	102.0	101.6	103.4	102.4	103.2	102.3	103.0	101.4	100.4	102.5	99.4	
1	MINNESOTA	OLMSTED	F	50-54 yrs	100.9	101.2	99.9	99.7	99.4	98.5	99.8	100.4	101.4	100.5	100.3	99.7	99.5	100.4	101.2	100.0	100.9	102.7	101.7	100.4	101.1	103.2	101.4	
1	MINNESOTA	OLMSTED	F	55-59 yrs	100.9	100.2	99.5	99.0	98.5	100.3	101.8	101.9	102.2	100.2	99.7	101.1	100.8	100.2	101.3	101.5	103.2	102.7	102.7	100.3	100.1	101.9	101.3	
1	MINNESOTA	OLMSTED	F	60-64 yrs	101.2	101.9	101.9	100.8	101.9	101.5	102.3	100.8	102.1	102.1	100.8	100.7	101.2	101.8	101.5	100.9	101.4	101.7	99.0	100.4	102.9	105.2	105.2	
1	MINNESOTA	OLMSTED	F	65-69 yrs	100.9	101.2	104.0	101.4	102.6	102.6	100.8	99.6	99.6	99.8	100.5	102.1	101.6	102.4	102.7	101.6	102.1	102.2	101.0	99.0	99.4	101.3	101.7	
1	MINNESOTA	OLMSTED	F	70-74 yrs	103.1	102.7	101.4	102.5	102.3	103.0	101.8	103.0	102.4	102.9	101.8	101.3	101.9	101.4	101.4	100.7	102.8	101.9	100.1	101.6	101.7	101.7	100.0	
1	MINNESOTA	OLMSTED	F	75-79 yrs	98.5	99.9	100.4	99.6	102.2	105.1	103.8	103.8	103.9	102.3	103.1	102.1	104.2	101.6	103.1	100.9	102.3	101.0	98.8	98.0	99.3	102.6	100.7	
1	MINNESOTA	OLMSTED	F	80-84 yrs	99.2	97.0	97.6	98.5	98.1	97.5	97.2	97.1	96.0	98.9	99.9	100.6	100.3	104.0	102.4	100.6	99.2	103.1	100.6	99.0	96.8	97.6	99.5	
1	MINNESOTA	OLMSTED	F	85+ yrs	97.2	96.2	95.4	95.8	94.5	95.2	94.0	95.7	97.2	95.7	97.5	97.1	96.6	96.0	95.2	94.0	93.5	92.8	90.2	91.0	81.5	81.7	81.7	
1	MINNESOTA	OLMSTED	M	00-04 yrs	107.4	112.0	111.5	112.7	109.0	108.6	110.2	108.9	112.8	109.9	107.9	107.3	108.1	106.3	107.4	105.3	105.7	106.4	104.1	101.6	100.5	101.8	99.3	
1	MINNESOTA	OLMSTED	M	05-09 yrs	102.3	104.1	103.6	103.9	103.6	104.5	104.6	104.3	101.3	100.9	101.9	103.7	102.7	105.4	104.1	104.7	104.7	105.1	102.2	100.1	99.4	100.6	97.8	
1	MINNESOTA	OLMSTED	M	10-14 yrs	100.9	101.3	100.9	99.9	100.3	99.8	99.7	100.1	98.5	99.7	99.2	99.4	100.4	100.2	101.1	100.2	100.7	99.4	100.1	99.6	94.6	96.5	94.6	
1	MINNESOTA	OLMSTED	M	15-19 yrs	110.2	108.2	108.9	109.0	109.2	110.4	110.4	110.5	108.8	107.6	107.6	106.4	106.1	105.2	105.2	106.6	108.5	109.0	106.1	104.0	99.7	102.3	98.4	
1	MINNESOTA	OLMSTED	M	20-24 yrs	125.1	128.7	126.0	120.3	119.1	119.7	118.9	120.7	122.5	122.6	123.3	121.0	120.2	119.6	113.9	112.8	114.5	113.0	112.7	110.7	109.4	111.9	96.8	
1	MINNESOTA	OLMSTED	M	25-29 yrs	108.4	104.5	102.5	103.4	104.7	103.5	106.3	103.5	100.8	98.6	97.9	99.2	99.8	100.8	103.5	104.2	103.0	103.3	100.4	98.7	107.0	111.4	96.1	
1	MINNESOTA	OLMSTED	M	30-34 yrs	102.7	104.5	103.9	103.1	101.0	102.0	99.2	98.4	97.8	96.8	96.2	98.2	97.6	96.7	96.5	97.6	98.8	100.3	99.4	102.2	108.2	114.7	101.7	
1	MINNESOTA	OLMSTED	M	35-39 yrs	99.3	99.1	98.5	96.9	96.7	97.1	98.5	99.9	99.3	98.1	96.6	96.7	97.1	97.0	96.7	95.1	96.7	96.8	95.9	96.2	97.5	102.3	94.7	
1	MINNESOTA	OLMSTED	M	40-44 yrs	97.8	97.3	95.9	97.1	96.8	95.7	96.8	96.7	94.9	94.7	95.6	95.7	96.0	97.4	97.2	96.4	96.6	95.6	95.8	95.0	95.0	98.6	92.5	
1	MINNESOTA	OLMSTED	M	45-49 yrs	98.4	98.9	96.8	95.3	95.7	95.8	96.0	96.1	96.5	95.4	95.0	94.7	95.1	94.3	94.4	95.4	96.7	95.4	96.7	95.7	95.4	97.3	92.3	
1	MINNESOTA	OLMSTED	M	50-54 yrs	95.3	96.2	96.8	97.4	97.8	96.4	98.3	97.6	96.0	96.0	96.1	97.1	96.5	96.8	97.0	96.1	98.4	97.3	97.0	95.3	92.7	95.5	93.4	
1	MINNESOTA	OLMSTED	M	55-59 yrs	97.4	96.5	96.6	96.4	94.7	96.2	97.5	98.0	97.9	97.3	96.4	96.0	97.4	97.3	97.5	97.6	98.3	98.3	98.4	97.3	94.5	96.8	93.5	
1	MINNESOTA	OLMSTED	M	60-64 yrs	97.6	96.7	97.4	98.9	98.7	97.9	99.9	98.7	98.1	97.3	97.2	96.9	96.2	97.3	97.9	98.4	99.6	99.3	98.1	99.3	97.0	97.9	95.3	
1	MINNESOTA	OLMSTED	M	65-69 yrs	101.2	101.4	102.1	102.3	103.5	103.6	103.6	104.2	103.3	101.4	100.0	99.3	98.1	97.0	97.4	98.8	100.0	99.1	97.8	98.6	96.6	97.5	97.5	
1	MINNESOTA	OLMSTED	M	70-74 yrs	100.7	102.0	101.2	102.5	103.9	103.2	101.4	101.9	105.3	102.2	101.2	102.4	103.4	101.8	101.0	99.4	101.2	99.5	98.1	98.5	98.5	98.7	97.8	
1	MINNESOTA	OLMSTED	M	75-79 yrs	101.2	99.2	100.3	102.8	100.6	101.1	103.5	103.0	101.3	102.3	101.0	98.0	100.0	102.6	103.6	100.6	104.0	104.3	100.8	98.7	100.4	102.5	100.0	
1	MINNESOTA	OLMSTED	M	80-84 yrs	95.6	96.9	98.3	96.4	99.4	103.7	99.4	100.6	101.8	98.9	100.0	100.1	99.6	101.1	101.3	98.6	99.7	100.8	101.8	102.8	101.3	104.5	104.9	
1	MINNESOTA	OLMSTED	M	85+ yrs	94.9	95.8	92.2	95.5	92.8	88.8	93.8	94.3	92.1	94.1	98.1	96.2	98.3	95.6	94.5	95.4	96.8	95.9	92.4	92.9	95.3	93.4	91.9	

Percent coverage of REP Census (v. 2022) versus the US Census Decennial and Intercensal population estimates (Vintage 2022)

Co.	State	County	Sex	Age Group	2000	2001	2002	2003	2004	2005	2006	2007	2008	2009	2010	2011	2012	2013	2014	2015	2016	2017	2018	2019	2020	2021	2022
2	MINNESOTA	DODGE	F	00-04 yrs	91.9	93.5	89.2	91.5	88.8	92.9	90.5	89.5	91.4	92.7	92.5	92.7	94.9	97.4	97.0	101.5	95.6	98.5	99.7	98.1	98.0	101.0	97.8
2	MINNESOTA	DODGE	F	05-09 yrs	87.4	88.2	88.6	88.7	85.1	80.7	79.4	80.0	85.6	85.4	87.7	91.4	91.3	91.0	90.8	91.5	91.5	93.7	95.3	96.3	99.0	97.2	95.0
2	MINNESOTA	DODGE	F	10-14 yrs	88.2	88.1	84.4	83.7	84.4	80.9	80.8	83.7	83.6	87.7	87.1	87.4	88.2	86.8	88.7	93.4	91.8	93.0	95.7	92.4	92.5	97.1	91.6
2	MINNESOTA	DODGE	F	15-19 yrs	102.6	99.6	96.2	98.4	94.3	90.5	93.3	92.9	96.8	99.2	99.0	99.7	97.6	97.2	97.5	96.8	100.7	102.9	103.7	106.9	106.5	108.6	103.4
2	MINNESOTA	DODGE	F	20-24 yrs	126.2	120.3	121.4	118.1	122.5	113.9	108.6	121.8	132.7	142.6	134.4	133.7	127.5	121.1	114.2	110.1	110.2	111.2	107.7	108.5	111.5	105.1	104.1
2	MINNESOTA	DODGE	F	25-29 yrs	100.6	93.1	96.0	88.1	85.0	90.1	92.8	94.2	95.6	96.1	96.4	103.4	101.9	100.9	106.3	107.5	109.9	104.5	103.6	107.3	104.7	104.0	97.2
2	MINNESOTA	DODGE	F	30-34 yrs	91.9	93.9	90.0	88.0	90.9	88.6	83.5	88.2	89.7	91.2	95.3	97.0	98.1	99.2	96.7	96.3	99.6	99.4	96.8	105.5	109.6	110.3	105.3
2	MINNESOTA	DODGE	F	35-39 yrs	92.4	91.5	88.1	88.3	84.7	85.7	87.6	89.6	87.9	90.3	90.8	87.6	92.0	91.0	89.5	92.6	95.7	98.0	97.1	96.0	102.6	100.9	98.6
2	MINNESOTA	DODGE	F	40-44 yrs	91.2	92.1	94.6	90.5	88.7	89.3	85.6	85.5	89.1	89.6	91.5	91.4	91.3	91.6	94.4	92.2	87.2	88.1	90.8	92.2	97.7	101.0	97.7
2	MINNESOTA	DODGE	F	45-49 yrs	93.3	90.9	88.7	94.9	95.0	93.3	93.2	93.8	93.1	94.5	94.2	98.7	93.6	91.9	92.5	91.5	92.7	93.6	91.4	95.1	95.5	93.0	95.6
2	MINNESOTA	DODGE	F	50-54 yrs	83.8	89.3	94.2	88.5	88.6	87.6	83.6	85.0	87.2	91.3	89.7	90.6	94.4	94.0	94.0	98.9	97.9	94.4	93.8	95.3	95.9	98.6	98.2
2	MINNESOTA	DODGE	F	55-59 yrs	89.9	89.5	89.4	90.8	90.7	83.4	88.0	88.7	91.6	92.1	94.7	94.6	92.8	96.0	95.6	93.3	91.9	93.6	95.5	95.8	102.0	102.6	96.8
2	MINNESOTA	DODGE	F	60-64 yrs	86.0	87.8	89.9	88.7	85.9	95.5	92.5	91.9	90.0	94.0	89.4	92.1	94.5	93.4	91.3	97.2	99.0	94.0	95.2	94.6	94.0	96.6	96.4
2	MINNESOTA	DODGE	F	65-69 yrs	90.6	88.7	85.7	89.7	94.9	94.1	92.8	98.8	91.5	94.5	97.2	96.0	91.9	93.3	97.9	92.3	93.4	95.7	92.4	92.8	99.4	98.9	98.0
2	MINNESOTA	DODGE	F	70-74 yrs	96.2	92.3	89.4	92.8	83.2	87.6	90.9	88.5	93.1	100.4	97.6	96.7	100.0	94.2	95.2	97.9	95.1	95.2	92.0	92.0	92.1	94.1	92.6
2	MINNESOTA	DODGE	F	75-79 yrs	85.1	89.6	85.2	84.2	91.1	92.1	91.7	96.7	96.3	94.9	98.0	100.8	100.4	100.8	93.3	96.6	99.6	98.9	97.9	103.1	101.8	99.0	94.9
2	MINNESOTA	DODGE	F	80-84 yrs	98.0	89.0	91.9	86.5	79.9	78.3	87.5	88.0	88.8	98.4	97.4	95.5	88.2	91.3	94.6	100.0	104.8	100.0	104.6	91.7	102.0	107.1	107.2
2	MINNESOTA	DODGE	F	85+ yrs	87.3	94.1	88.1	87.0	95.5	97.8	89.3	91.5	92.0	86.8	94.6	98.4	97.2	100.4	96.6	93.6	88.1	91.0	89.7	93.4	99.3	97.7	98.8
2	MINNESOTA	DODGE	M	00-04 yrs	93.5	95.4	95.0	94.1	91.2	92.9	91.3	91.9	95.9	95.7	92.6	95.2	99.0	94.2	93.9	94.2	93.1	92.0	95.8	99.6	95.6	97.3	94.7
2	MINNESOTA	DODGE	M	05-09 yrs	92.6	89.6	88.5	89.8	87.0	88.3	85.6	82.3	83.9	88.3	89.0	90.3	90.5	91.2	95.9	93.9	93.0	95.9	95.4	94.2	95.5	93.8	91.2
2	MINNESOTA	DODGE	M	10-14 yrs	87.3	87.1	82.2	83.0	84.1	86.1	85.4	87.6	87.5	86.3	89.7	87.2	86.6	90.8	90.4	90.3	93.1	89.8	93.0	98.1	94.3	94.1	94.1
2	MINNESOTA	DODGE	M	15-19 yrs	95.2	94.5	90.8	92.0	90.5	85.6	83.0	80.3	85.6	90.0	90.4	89.6	93.2	93.2	92.0	93.6	95.0	97.2	99.1	100.4	96.8	102.9	96.5
2	MINNESOTA	DODGE	M	20-24 yrs	114.4	114.2	104.4	99.7	104.4	98.1	99.6	106.4	104.0	104.1	109.3	108.9	107.0	101.5	98.2	93.2	95.6	97.2	98.6	98.8	105.5	102.0	85.6
2	MINNESOTA	DODGE	M	25-29 yrs	97.3	98.2	89.1	88.5	90.6	83.0	87.3	85.5	89.5	86.7	89.1	91.8	90.6	92.3	91.5	92.6	96.6	96.3	86.7	81.8	93.8	90.0	77.1
2	MINNESOTA	DODGE	M	30-34 yrs	91.0	83.8	80.0	83.4	83.0	83.9	80.7	86.1	86.2	83.1	89.6	87.1	89.5	87.2	89.1	85.2	84.6	85.1	88.3	88.6	92.2	92.9	82.4
2	MINNESOTA	DODGE	M	35-39 yrs	86.6	90.1	85.5	84.7	79.7	82.5	78.7	77.7	78.4	84.9	83.2	87.5	88.9	90.0	85.8	87.8	87.6	89.2	86.5	88.5	91.4	93.2	82.5
2	MINNESOTA	DODGE	M	40-44 yrs	84.7	83.6	85.4	87.4	84.1	85.6	85.3	82.6	82.2	80.5	83.8	82.5	87.6	85.9	86.8	86.8	86.7	88.1	89.2	90.0	88.4	90.1	82.4
2	MINNESOTA	DODGE	M	45-49 yrs	86.5	86.5	89.3	88.1	88.1	81.3	79.8	82.9	83.7	84.1	87.6	88.6	86.4	86.8	87.4	88.0	85.0	87.2	86.2	85.1	85.1	87.1	81.3
2	MINNESOTA	DODGE	M	50-54 yrs	86.5	89.4	88.4	84.7	87.5	85.9	86.9	85.6	87.5	92.0	86.8	85.1	86.3	86.7	89.4	89.1	91.2	89.4	91.1	92.2	88.8	87.0	81.6
2	MINNESOTA	DODGE	M	55-59 yrs	83.7	83.2	87.8	87.6	85.6	86.6	84.1	88.5	87.6	87.2	88.2	90.7	89.3	90.0	92.2	88.9	88.0	88.1	89.4	93.3	98.0	95.3	90.0
2	MINNESOTA	DODGE	M	60-64 yrs	90.4	93.2	86.4	88.6	89.2	88.7	88.2	87.7	89.8	92.0	91.2	85.8	88.2	89.5	90.2	89.1	92.3	92.1	90.5	90.2	89.2	92.7	89.8
2	MINNESOTA	DODGE	M	65-69 yrs	90.0	91.9	85.4	90.6	91.6	92.3	92.1	85.7	91.6	96.2	95.9	98.6	99.7	97.0	97.9	93.0	88.0	87.8	88.9	88.9	92.0	90.9	89.2
2	MINNESOTA	DODGE	M	70-74 yrs	89.4	86.9	89.2	82.7	82.6	88.2	87.7	93.0	94.7	95.4	92.3	95.2	94.2	94.8	93.8	96.1	95.7	101.2	97.6	95.4	97.3	92.9	91.6
2	MINNESOTA	DODGE	M	75-79 yrs	87.8	90.7	78.0	81.4	82.7	82.2	82.9	91.8	84.5	88.4	93.6	92.0	91.2	94.0	93.2	97.5	100.0	96.0	95.7	97.4	105.9	105.8	103.8
2	MINNESOTA	DODGE	M	80-84 yrs	90.0	90.7	90.9	87.5	96.1	98.5	95.6	91.5	103.7	99.3	103.7	112.0	111.0	99.3	94.7	95.4	94.1	95.7	96.1	97.1	105.5	107.1	105.9
2	MINNESOTA	DODGE	M	85+ yrs	91.8	97.8	93.9	88.1	80.7	86.0	95.9	97.6	94.0	96.2	93.3	93.6	100.0	93.7	95.0	92.6	90.9	91.6	88.6	83.6	91.8	86.3	84.1

Percent coverage of REP Census (v. 2022) versus the US Census Decennial and Intercensal population estimates (Vintage 2022)

Co.	State	County	Sex	Age Group	2000	2001	2002	2003	2004	2005	2006	2007	2008	2009	2010	2011	2012	2013	2014	2015	2016	2017	2018	2019	2020	2021	2022
3	MINNESOTA	MOWER	F	00-04 yrs	28.9	27.3	28.4	26.9	26.9	26.8	27.3	28.8	29.9	37.7	65.1	98.1	100.2	102.2	99.4	99.5	100.9	102.8	102.5	101.2	102.0	101.7	98.6
3	MINNESOTA	MOWER	F	05-09 yrs	28.4	26.4	28.7	29.0	28.1	27.1	25.7	26.7	28.7	33.6	69.1	89.3	94.5	96.4	94.7	98.5	100.3	100.4	96.9	92.8	93.8	96.9	94.0
3	MINNESOTA	MOWER	F	10-14 yrs	27.1	29.0	28.7	28.3	27.3	28.2	26.8	25.1	31.3	39.4	67.9	87.6	93.0	89.4	94.7	95.4	96.1	99.6	102.7	102.6	100.0	99.6	93.9
3	MINNESOTA	MOWER	F	15-19 yrs	33.6	35.0	35.9	33.7	34.0	32.2	34.1	32.7	40.6	52.1	88.3	100.6	103.8	104.2	102.7	105.0	106.1	108.0	107.6	106.7	108.5	111.1	104.7
3	MINNESOTA	MOWER	F	20-24 yrs	42.3	39.5	39.3	37.4	35.4	35.1	36.0	40.5	46.6	63.7	101.2	126.0	122.3	121.9	118.5	117.5	114.1	121.6	115.2	118.5	121.6	119.5	111.4
3	MINNESOTA	MOWER	F	25-29 yrs	39.1	36.4	35.9	35.9	37.8	36.2	34.9	36.0	42.0	57.8	88.5	99.8	108.6	110.9	112.0	110.0	109.6	110.0	111.2	113.8	118.1	115.9	108.4
3	MINNESOTA	MOWER	F	30-34 yrs	38.1	40.7	40.3	37.7	36.1	36.6	36.9	35.6	42.7	58.6	88.3	96.7	103.0	103.1	103.0	103.3	103.7	103.8	104.7	107.5	112.1	112.8	107.0
3	MINNESOTA	MOWER	F	35-39 yrs	41.6	41.6	40.4	37.2	37.1	39.3	37.3	37.6	43.0	57.6	84.8	93.1	94.5	96.6	95.8	96.8	98.1	101.3	100.1	103.5	106.9	102.9	97.7
3	MINNESOTA	MOWER	F	40-44 yrs	39.4	41.7	41.9	41.0	39.8	37.3	35.1	38.3	44.2	62.2	85.7	91.7	95.6	91.9	93.0	91.7	97.4	94.8	96.6	97.7	101.8	99.3	95.0
3	MINNESOTA	MOWER	F	45-49 yrs	38.8	39.7	39.0	37.0	38.2	38.5	41.3	42.2	51.6	66.2	86.0	92.0	95.0	96.4	94.8	95.2	93.0	95.2	95.5	97.0	98.2	98.1	96.6
3	MINNESOTA	MOWER	F	50-54 yrs	40.5	41.7	41.0	37.0	36.5	36.3	36.3	38.1	47.2	67.4	87.9	95.4	93.2	95.8	94.3	93.6	95.8	95.9	96.0	98.6	100.8	100.5	96.4
3	MINNESOTA	MOWER	F	55-59 yrs	47.9	45.4	45.4	42.5	40.0	39.3	38.9	41.3	48.1	71.1	88.4	92.3	92.8	93.1	94.3	95.1	97.1	97.0	96.7	96.1	98.2	99.0	95.2
3	MINNESOTA	MOWER	F	60-64 yrs	50.2	50.7	45.1	41.1	39.8	37.6	39.5	39.3	52.5	73.5	92.4	95.6	96.7	96.5	98.0	95.6	96.3	95.7	96.6	96.9	101.9	104.5	103.2
3	MINNESOTA	MOWER	F	65-69 yrs	54.1	53.9	52.1	49.8	47.2	47.5	46.5	48.0	55.8	79.1	94.4	95.4	98.0	97.7	96.9	97.6	97.2	98.6	99.7	101.0	101.5	101.4	99.4
3	MINNESOTA	MOWER	F	70-74 yrs	57.4	59.7	55.9	51.9	50.3	52.5	51.0	51.4	62.3	84.3	100.1	101.2	100.5	98.9	100.3	101.1	100.3	101.1	101.0	101.3	103.8	102.8	104.0
3	MINNESOTA	MOWER	F	75-79 yrs	61.2	56.9	55.3	50.3	50.7	49.4	50.9	49.0	60.6	80.4	94.6	98.9	98.9	100.2	100.6	102.0	102.2	101.4	100.7	103.0	108.0	108.0	104.3
3	MINNESOTA	MOWER	F	80-84 yrs	55.3	54.5	51.1	47.0	45.5	47.4	47.3	51.5	67.2	88.3	98.4	99.9	98.9	95.7	94.5	99.1	99.7	97.3	104.2	103.1	107.5	108.0	105.6
3	MINNESOTA	MOWER	F	85+ yrs	47.9	49.1	45.5	41.4	39.5	38.1	37.2	40.0	54.0	77.9	96.0	97.2	96.1	96.1	95.8	92.5	91.1	92.2	89.5	89.3	88.4	89.5	87.5
3	MINNESOTA	MOWER	M	00-04 yrs	30.6	32.5	30.7	31.5	33.0	33.7	35.1	33.8	37.1	44.5	68.4	97.9	100.4	106.1	106.0	104.4	106.0	107.3	103.3	104.8	103.1	99.9	95.8
3	MINNESOTA	MOWER	M	05-09 yrs	29.8	27.6	30.4	29.7	27.7	26.1	26.9	27.9	33.1	39.4	72.9	90.9	97.4	99.6	97.9	97.9	98.3	103.0	102.7	101.7	102.5	100.3	96.2
3	MINNESOTA	MOWER	M	10-14 yrs	29.9	29.6	29.8	29.7	27.7	26.6	25.4	27.9	32.2	37.5	70.0	86.1	90.6	90.1	91.7	96.0	97.3	95.6	96.5	98.0	95.7	95.2	95.2
3	MINNESOTA	MOWER	M	15-19 yrs	31.6	33.8	32.4	30.8	31.4	30.3	29.3	29.1	34.5	44.5	68.9	88.0	95.1	93.6	92.0	93.8	95.8	96.0	93.7	97.2	96.8	97.2	89.3
3	MINNESOTA	MOWER	M	20-24 yrs	35.9	34.5	29.8	31.5	30.0	31.9	30.1	32.4	36.4	42.2	72.8	90.1	99.4	93.1	90.8	89.0	88.5	92.2	92.5	97.8	100.7	99.0	83.8
3	MINNESOTA	MOWER	M	25-29 yrs	33.0	34.9	32.8	30.6	31.6	30.3	28.6	28.3	34.0	41.9	66.6	85.4	96.7	95.8	91.5	87.2	87.5	85.6	84.3	94.3	102.5	102.7	87.0
3	MINNESOTA	MOWER	M	30-34 yrs	34.6	35.7	34.5	32.2	31.5	29.4	28.2	31.1	35.2	42.8	67.3	80.4	85.5	87.0	89.7	89.0	85.0	89.0	88.9	91.5	99.6	96.7	83.2
3	MINNESOTA	MOWER	M	35-39 yrs	33.0	34.7	35.5	34.9	33.5	33.3	32.5	31.6	36.0	47.7	69.1	84.0	85.2	87.7	85.0	83.5	85.4	86.5	87.3	95.8	99.1	94.4	82.3
3	MINNESOTA	MOWER	M	40-44 yrs	38.0	38.0	36.0	34.3	33.7	33.2	33.3	35.9	41.8	52.4	74.0	82.2	86.3	84.7	82.8	82.3	85.9	84.4	86.3	90.2	93.4	91.9	81.1
3	MINNESOTA	MOWER	M	45-49 yrs	40.4	39.5	39.6	39.9	37.4	38.1	37.0	38.0	42.4	57.1	75.0	83.8	86.8	86.2	85.7	85.3	83.4	83.1	84.2	86.8	86.3	86.2	81.0
3	MINNESOTA	MOWER	M	50-54 yrs	42.8	41.1	39.4	38.3	37.5	36.3	35.9	38.1	46.9	60.8	80.4	83.5	88.5	88.3	88.3	88.2	89.3	88.7	88.4	91.1	93.1	90.3	80.0
3	MINNESOTA	MOWER	M	55-59 yrs	45.1	44.2	40.7	36.6	35.1	35.2	34.6	37.0	47.0	65.7	83.6	89.1	90.7	91.9	91.0	90.6	88.0	91.2	91.1	89.7	88.3	89.7	84.1
3	MINNESOTA	MOWER	M	60-64 yrs	51.4	53.5	50.3	48.2	43.4	40.6	38.4	39.4	47.8	67.6	83.7	90.0	91.1	92.8	91.4	90.7	91.1	92.4	93.3	95.6	94.0	90.0	87.4
3	MINNESOTA	MOWER	M	65-69 yrs	61.0	61.2	58.3	57.1	54.5	51.1	50.9	51.4	63.6	81.1	91.2	89.0	90.6	90.8	91.4	91.2	94.3	92.6	92.3	94.3	97.1	99.0	95.7
3	MINNESOTA	MOWER	M	70-74 yrs	65.7	59.5	62.2	60.5	56.4	58.9	60.4	60.0	70.0	85.5	92.9	98.5	100.6	99.3	99.2	97.0	93.7	93.4	95.2	93.5	95.8	99.9	92.8
3	MINNESOTA	MOWER	M	75-79 yrs	67.0	69.1	65.6	61.5	60.5	62.4	60.2	65.1	69.1	86.3	97.5	99.6	99.4	98.6	102.6	97.9	101.5	101.6	105.4	103.7	105.3	99.3	99.3
3	MINNESOTA	MOWER	M	80-84 yrs	71.3	68.7	61.7	62.4	61.6	62.9	66.9	65.0	76.8	88.1	98.8	97.0	100.2	102.8	93.9	97.9	97.1	93.1	93.1	97.6	100.0	103.9	99.8
3	MINNESOTA	MOWER	M	85+ yrs	62.7	60.5	57.8	52.7	51.7	55.4	50.5	59.3	69.1	84.1	95.9	101.1	98.0	95.0	99.4	98.0	99.4	97.0	98.1	93.3	105.6	105.4	95.8

Percent coverage of REP Census (v. 2022) versus the US Census Decennial and Intercensal population estimates (Vintage 2022)

Co.	State	County	Sex	Age Group	2000	2001	2002	2003	2004	2005	2006	2007	2008	2009	2010	2011	2012	2013	2014	2015	2016	2017	2018	2019	2020	2021	2022
4	MINNESOTA	GOODHUE	F	00-04 yrs	27.7	27.1	27.6	30.2	27.5	27.1	28.4	28.5	28.7	31.2	37.5	41.1	45.6	61.9	91.6	93.6	94.6	92.2	89.7	88.9	87.3	88.1	82.7
4	MINNESOTA	GOODHUE	F	05-09 yrs	25.2	25.4	25.2	26.3	25.4	25.8	23.9	25.7	27.3	28.7	32.6	40.3	42.7	63.6	84.6	91.0	86.2	90.9	89.3	85.7	87.8	88.4	80.7
4	MINNESOTA	GOODHUE	F	10-14 yrs	24.5	25.1	24.2	23.7	22.8	23.2	25.5	26.4	25.7	27.3	34.6	40.8	43.3	64.0	80.6	85.2	88.5	91.7	91.3	89.1	87.5	89.3	86.6
4	MINNESOTA	GOODHUE	F	15-19 yrs	33.2	33.9	32.8	33.4	32.7	32.8	32.3	33.3	34.4	39.1	44.5	48.7	54.5	76.1	94.5	98.4	98.9	99.7	101.5	103.8	98.9	104.5	101.8
4	MINNESOTA	GOODHUE	F	20-24 yrs	43.5	43.6	39.5	36.6	40.7	40.1	40.3	38.8	43.4	50.6	59.8	67.7	72.3	99.1	116.1	110.3	108.1	112.7	107.8	112.0	115.4	110.6	97.6
4	MINNESOTA	GOODHUE	F	25-29 yrs	35.5	35.0	37.6	39.0	38.1	36.0	38.4	35.8	36.4	42.5	45.8	51.6	58.4	92.3	110.4	107.6	113.0	106.2	105.3	102.7	103.2	100.8	95.7
4	MINNESOTA	GOODHUE	F	30-34 yrs	31.3	32.6	33.1	33.1	30.6	30.7	32.6	35.4	36.1	37.6	42.7	46.9	53.8	83.7	98.3	95.7	95.7	95.2	98.1	107.2	109.4	109.1	95.3
4	MINNESOTA	GOODHUE	F	35-39 yrs	32.5	32.7	33.2	30.8	30.2	30.5	32.4	32.8	35.0	38.1	43.0	46.0	51.2	78.9	89.9	91.7	90.5	91.7	92.6	93.5	97.7	98.6	92.4
4	MINNESOTA	GOODHUE	F	40-44 yrs	30.2	30.4	32.0	33.1	34.2	34.1	34.8	34.5	33.8	37.3	44.1	48.0	53.3	77.4	87.7	89.9	91.0	89.5	92.6	91.2	90.6	93.6	88.7
4	MINNESOTA	GOODHUE	F	45-49 yrs	34.1	34.2	33.1	33.3	34.2	31.1	32.0	33.8	36.3	42.3	48.4	50.1	53.4	78.9	88.1	89.7	89.7	90.3	92.0	89.0	93.3	91.2	87.3
4	MINNESOTA	GOODHUE	F	50-54 yrs	31.8	32.3	32.9	33.7	34.1	35.4	36.5	36.9	35.7	39.9	44.8	47.9	54.2	80.2	89.6	90.9	90.0	89.1	90.9	90.8	90.0	92.9	88.3
4	MINNESOTA	GOODHUE	F	55-59 yrs	36.8	37.3	36.6	35.0	34.2	33.9	36.4	37.2	40.8	42.6	48.7	51.8	54.2	81.5	91.6	88.9	89.1	91.6	89.3	90.5	91.3	92.2	87.5
4	MINNESOTA	GOODHUE	F	60-64 yrs	40.8	40.8	39.5	40.8	41.1	39.7	39.9	40.1	40.3	45.5	49.3	52.6	58.0	82.9	90.5	92.0	92.7	91.3	94.0	94.6	94.1	94.0	91.3
4	MINNESOTA	GOODHUE	F	65-69 yrs	47.7	45.6	46.2	44.4	45.7	44.4	45.4	44.8	48.6	54.6	57.6	57.5	65.3	85.6	93.6	93.0	94.2	96.5	94.6	95.7	96.0	96.9	93.7
4	MINNESOTA	GOODHUE	F	70-74 yrs	45.9	47.2	45.6	45.2	46.4	47.1	46.4	48.7	51.5	54.8	60.0	63.5	70.4	91.4	95.2	97.4	94.6	95.5	92.8	92.5	95.4	97.9	97.6
4	MINNESOTA	GOODHUE	F	75-79 yrs	46.8	50.4	50.7	49.8	46.9	49.7	50.7	51.8	55.2	59.8	65.7	64.8	73.8	94.4	100.9	98.7	98.4	99.3	99.8	98.1	98.8	98.7	98.3
4	MINNESOTA	GOODHUE	F	80-84 yrs	39.3	38.6	42.5	43.2	42.6	43.3	47.0	49.0	52.5	54.5	59.2	62.8	72.8	91.6	97.9	99.0	97.5	100.3	100.0	102.7	104.4	108.2	101.9
4	MINNESOTA	GOODHUE	F	85+ yrs	30.0	30.9	32.9	34.7	35.7	35.2	37.4	41.6	43.2	47.8	52.8	57.2	67.1	89.7	95.9	94.8	94.6	93.9	90.5	90.6	98.1	97.5	104.9
4	MINNESOTA	GOODHUE	M	00-04 yrs	29.7	29.3	29.5	28.4	29.4	26.4	25.9	27.9	30.5	31.0	37.5	44.2	47.8	61.7	91.4	93.9	93.8	95.9	97.2	91.7	88.1	85.7	85.3
4	MINNESOTA	GOODHUE	M	05-09 yrs	26.9	27.7	26.9	26.4	26.4	27.0	27.5	27.8	28.5	29.4	30.7	38.0	43.0	63.3	82.6	90.1	90.1	92.3	92.2	95.1	95.5	95.7	87.0
4	MINNESOTA	GOODHUE	M	10-14 yrs	24.9	26.6	28.6	28.2	27.7	27.1	27.4	28.9	29.1	31.6	38.2	42.2	44.5	66.8	85.7	85.6	89.0	90.0	93.1	89.3	89.0	88.6	84.2
4	MINNESOTA	GOODHUE	M	15-19 yrs	28.7	28.2	27.9	28.8	29.4	30.6	30.5	32.9	34.0	36.6	38.1	42.5	47.8	66.3	86.2	91.9	90.1	90.4	94.0	97.5	93.7	96.1	85.5
4	MINNESOTA	GOODHUE	M	20-24 yrs	37.0	37.8	34.2	33.3	32.5	29.5	30.8	32.4	32.9	35.3	44.5	50.8	57.3	74.0	92.1	92.3	90.4	92.5	94.8	100.4	102.1	99.1	83.8
4	MINNESOTA	GOODHUE	M	25-29 yrs	25.3	26.4	30.3	32.4	30.9	29.8	29.3	28.0	27.0	29.7	33.2	37.6	42.9	71.9	90.0	90.5	89.5	90.5	87.6	87.0	93.2	93.8	78.6
4	MINNESOTA	GOODHUE	M	30-34 yrs	27.2	27.3	27.1	28.1	27.3	27.1	28.9	28.9	30.6	31.7	36.6	39.7	45.9	68.4	81.2	87.6	84.0	84.6	85.5	89.8	97.4	100.0	86.6
4	MINNESOTA	GOODHUE	M	35-39 yrs	27.6	28.3	30.6	30.7	29.9	28.4	27.1	28.8	29.2	31.3	36.6	41.6	46.0	71.1	83.0	82.3	82.5	83.0	83.9	84.0	87.6	92.6	79.9
4	MINNESOTA	GOODHUE	M	40-44 yrs	27.9	27.8	26.7	27.8	28.2	28.4	30.0	31.8	33.8	35.4	36.7	40.5	46.3	71.9	81.8	84.8	83.6	86.0	86.1	87.0	87.0	87.0	79.0
4	MINNESOTA	GOODHUE	M	45-49 yrs	28.3	28.6	29.9	29.8	30.5	30.6	31.1	30.3	33.0	35.3	41.2	46.1	50.6	73.7	85.8	84.9	82.9	81.9	80.0	82.2	84.7	87.4	80.5
4	MINNESOTA	GOODHUE	M	50-54 yrs	31.6	32.4	32.2	30.2	30.4	29.4	32.3	33.8	32.8	35.4	41.6	44.9	48.9	71.5	81.3	84.4	84.3	84.4	86.4	87.8	84.3	84.9	75.5
4	MINNESOTA	GOODHUE	M	55-59 yrs	35.6	36.5	34.6	35.0	33.1	31.8	33.7	35.1	36.1	39.2	43.0	46.9	52.6	75.4	84.1	83.5	83.5	84.0	83.4	84.4	84.4	88.3	80.8
4	MINNESOTA	GOODHUE	M	60-64 yrs	40.0	41.1	41.8	42.0	43.0	40.1	40.8	40.0	38.8	43.9	47.8	49.0	54.6	77.7	85.2	85.4	84.5	87.1	89.6	91.4	87.1	84.8	79.4
4	MINNESOTA	GOODHUE	M	65-69 yrs	46.3	44.9	45.8	46.0	47.0	47.7	46.7	49.1	51.2	54.9	59.2	62.3	66.1	84.0	88.5	89.6	90.6	90.7	91.5	93.5	92.8	91.5	88.0
4	MINNESOTA	GOODHUE	M	70-74 yrs	48.9	50.4	53.2	49.8	50.1	54.2	53.6	54.9	57.6	59.6	63.7	67.2	74.2	91.5	95.1	95.4	94.9	92.4	91.9	90.4	90.4	93.4	94.3
4	MINNESOTA	GOODHUE	M	75-79 yrs	52.9	54.6	56.5	59.8	56.3	53.4	54.4	58.5	59.4	64.5	66.8	66.6	82.5	97.0	100.3	99.6	102.8	102.4	97.8	98.6	97.3	98.6	94.2
4	MINNESOTA	GOODHUE	M	80-84 yrs	47.7	50.1	54.3	54.6	54.3	55.8	59.2	57.4	66.2	68.0	68.7	73.9	81.4	96.6	102.2	99.8	97.2	101.1	105.3	105.7	104.2	105.8	102.6
4	MINNESOTA	GOODHUE	M	85+ yrs	38.5	37.9	38.3	44.4	44.2	45.5	47.3	51.9	52.8	55.1	61.2	64.8	68.4	89.7	96.2	97.0	100.7	102.0	99.6	102.2	112.7	111.2	110.3

Percent coverage of REP Census (v. 2022) versus the US Census Decennial and Intercensal population estimates (Vintage 2022)

Co.	State	County	Sex	Age Group	2000	2001	2002	2003	2004	2005	2006	2007	2008	2009	2010	2011	2012	2013	2014	2015	2016	2017	2018	2019	2020	2021	2022
5	MINNESOTA	FILLMORE	F	00-04 yrs	69.0	71.2	76.7	72.6	72.3	71.8	67.1	66.7	68.2	67.8	63.7	66.0	67.7	65.5	65.3	71.1	66.8	67.8	65.8	67.5	78.3	73.3	
5	MINNESOTA	FILLMORE	F	05-09 yrs	60.6	60.8	61.7	64.4	64.6	61.6	62.0	62.2	60.4	60.5	61.0	62.5	66.3	67.5	68.3	69.2	65.9	68.0	64.3	62.8	63.8	65.6	64.3
5	MINNESOTA	FILLMORE	F	10-14 yrs	57.4	59.2	58.5	59.3	59.8	58.2	58.0	60.1	59.3	61.8	61.4	63.0	62.9	64.8	65.5	71.9	65.7	72.0	66.5	62.8	63.9	66.5	61.0
5	MINNESOTA	FILLMORE	F	15-19 yrs	75.5	76.4	71.2	70.8	68.6	68.6	68.9	70.7	73.4	76.4	73.4	70.2	73.7	75.9	75.3	76.0	71.3	73.0	72.0	73.0	73.3	73.8	72.4
5	MINNESOTA	FILLMORE	F	20-24 yrs	95.5	112.4	104.6	102.2	99.1	98.7	92.6	89.4	95.4	99.8	100.9	101.8	90.9	88.9	85.8	90.0	80.7	81.3	85.6	97.2	93.9	92.7	79.1
5	MINNESOTA	FILLMORE	F	25-29 yrs	76.8	79.4	86.3	86.2	88.6	87.2	90.2	86.4	88.6	77.7	78.0	80.7	80.7	86.3	90.9	93.5	89.5	86.3	82.9	80.5	90.2	90.3	82.2
5	MINNESOTA	FILLMORE	F	30-34 yrs	73.4	69.9	68.0	68.9	67.6	65.1	65.1	67.3	69.4	74.1	76.3	77.7	82.0	86.4	85.5	90.0	85.9	82.9	83.5	91.3	93.4	93.8	86.3
5	MINNESOTA	FILLMORE	F	35-39 yrs	74.5	77.5	76.1	74.0	76.4	74.9	69.0	71.7	69.9	68.5	72.2	75.7	77.8	74.4	77.7	79.5	81.3	83.4	83.8	83.6	88.1	90.2	82.4
5	MINNESOTA	FILLMORE	F	40-44 yrs	66.8	69.0	70.1	71.8	71.9	73.1	74.7	72.1	72.3	72.9	73.6	76.0	73.5	76.6	76.1	79.1	76.3	78.2	74.5	79.0	77.2	83.1	81.8
5	MINNESOTA	FILLMORE	F	45-49 yrs	69.1	66.9	67.6	67.0	68.3	68.5	69.5	70.4	72.1	73.1	71.5	71.1	74.9	77.7	81.2	84.0	75.2	75.6	80.5	83.9	82.1	81.4	81.9
5	MINNESOTA	FILLMORE	F	50-54 yrs	66.0	68.7	67.4	67.1	67.8	66.2	66.4	68.0	67.4	69.0	69.5	70.3	71.9	73.0	72.7	77.2	76.6	77.9	78.4	83.7	88.8	89.0	79.7
5	MINNESOTA	FILLMORE	F	55-59 yrs	63.7	67.2	67.4	69.7	67.8	69.0	68.8	66.6	68.3	67.3	68.6	71.5	72.6	74.0	74.4	74.7	72.9	74.6	75.5	80.6	83.0	84.3	85.0
5	MINNESOTA	FILLMORE	F	60-64 yrs	70.7	68.6	69.3	68.3	68.7	68.4	69.6	68.9	66.1	66.1	65.7	66.8	70.3	72.1	69.7	75.4	74.4	75.5	75.4	76.9	81.8	82.0	76.6
5	MINNESOTA	FILLMORE	F	65-69 yrs	61.8	60.3	61.0	63.7	66.3	71.8	72.0	75.5	73.9	73.4	76.4	76.9	77.3	75.4	75.9	76.2	69.2	76.1	76.2	78.2	83.2	85.3	82.4
5	MINNESOTA	FILLMORE	F	70-74 yrs	68.9	69.3	63.7	63.7	62.8	63.0	60.7	63.9	67.6	72.8	75.1	77.5	80.3	81.4	78.7	80.3	79.8	79.1	82.3	81.3	84.6	88.1	87.5
5	MINNESOTA	FILLMORE	F	75-79 yrs	67.3	64.1	63.9	66.7	63.5	67.8	71.3	69.4	71.2	69.2	68.6	69.0	68.5	74.2	74.6	80.7	79.6	82.5	81.2	84.5	88.7	87.6	88.0
5	MINNESOTA	FILLMORE	F	80-84 yrs	60.8	60.4	59.2	60.5	60.0	64.1	63.8	62.3	61.0	63.3	68.5	75.3	71.7	71.0	72.9	77.5	71.4	77.5	77.3	82.5	84.1	90.2	85.2
5	MINNESOTA	FILLMORE	F	85+ yrs	57.7	57.3	57.9	57.0	60.8	57.8	65.7	69.3	68.8	68.1	69.1	67.7	67.5	66.6	69.0	67.9	68.6	65.5	66.8	65.5	60.9	64.5	64.4
5	MINNESOTA	FILLMORE	M	00-04 yrs	68.4	69.1	71.7	70.6	68.0	67.1	65.0	66.1	61.3	63.9	63.4	64.1	62.0	65.5	63.4	68.3	67.5	67.9	63.0	64.3	68.3	63.4	61.2
5	MINNESOTA	FILLMORE	M	05-09 yrs	61.9	66.0	63.8	60.8	63.8	62.1	61.3	61.7	64.4	61.6	62.9	62.1	64.9	63.3	67.4	67.9	65.6	64.3	61.0	57.2	58.9	63.0	58.7
5	MINNESOTA	FILLMORE	M	10-14 yrs	61.5	59.8	61.3	63.0	63.9	60.7	61.7	58.6	58.9	59.6	61.4	63.5	65.5	68.1	67.5	71.5	68.8	71.6	64.3	60.1	58.7	61.4	58.3
5	MINNESOTA	FILLMORE	M	15-19 yrs	73.0	72.0	70.3	71.9	70.1	70.3	67.5	68.3	67.8	71.8	73.0	70.8	69.7	70.8	72.7	78.4	74.1	78.4	79.1	77.9	75.1	76.2	70.7
5	MINNESOTA	FILLMORE	M	20-24 yrs	85.8	89.1	87.6	83.8	76.9	74.4	68.7	70.9	73.7	78.9	87.5	84.1	79.2	75.6	77.6	71.5	63.4	68.5	70.7	74.2	81.4	81.3	64.4
5	MINNESOTA	FILLMORE	M	25-29 yrs	70.8	72.1	73.2	72.2	72.4	68.5	71.1	67.8	67.1	63.2	68.2	62.2	62.2	70.9	73.7	81.0	73.5	68.9	64.9	65.4	67.4	68.4	57.9
5	MINNESOTA	FILLMORE	M	30-34 yrs	68.5	68.7	66.5	62.1	63.4	66.8	63.3	64.2	62.6	65.9	65.0	67.9	67.0	66.2	69.5	74.0	72.7	70.5	71.9	72.1	72.5	76.3	62.8
5	MINNESOTA	FILLMORE	M	35-39 yrs	61.7	64.8	65.9	66.8	66.6	64.4	62.6	60.5	60.7	62.3	66.7	69.7	72.0	70.1	72.7	70.7	66.1	68.1	64.5	66.8	73.0	77.4	70.7
5	MINNESOTA	FILLMORE	M	40-44 yrs	62.2	65.1	65.7	65.5	65.7	64.6	64.3	64.5	63.1	64.4	65.5	65.8	70.0	70.6	70.5	72.4	71.6	71.0	66.7	67.0	67.9	69.6	64.3
5	MINNESOTA	FILLMORE	M	45-49 yrs	62.7	64.6	62.3	65.7	64.9	65.9	65.9	65.3	68.1	66.7	67.0	66.9	68.9	71.1	74.0	71.6	70.2	72.1	65.7	67.6	67.1	74.0	69.3
5	MINNESOTA	FILLMORE	M	50-54 yrs	61.6	63.5	65.7	62.9	66.4	65.4	65.0	63.5	65.4	65.6	69.2	66.3	68.9	69.6	72.1	75.5	70.1	71.4	72.5	70.6	70.9	70.3	69.6
5	MINNESOTA	FILLMORE	M	55-59 yrs	65.6	65.4	63.6	63.0	62.1	62.9	63.8	66.3	63.8	67.9	66.4	68.4	68.1	69.9	67.5	72.9	69.8	68.7	66.0	75.1	77.1	77.7	73.2
5	MINNESOTA	FILLMORE	M	60-64 yrs	63.8	61.8	63.5	65.5	66.9	69.0	64.8	64.3	66.4	64.9	65.3	69.4	70.0	67.7	71.3	71.1	71.2	70.4	72.9	71.5	73.3	74.8	69.8
5	MINNESOTA	FILLMORE	M	65-69 yrs	68.2	70.8	70.6	68.4	68.5	70.3	64.9	67.4	67.8	68.8	72.0	69.5	69.2	73.8	71.7	72.8	68.6	73.6	74.6	78.7	75.1	77.2	72.7
5	MINNESOTA	FILLMORE	M	70-74 yrs	60.2	62.0	63.3	66.2	67.8	69.2	75.5	75.4	71.8	71.7	72.8	72.8	73.2	75.9	78.0	84.1	76.2	78.0	79.6	79.1	78.1	78.9	76.3
5	MINNESOTA	FILLMORE	M	75-79 yrs	69.9	65.3	65.3	61.3	60.8	61.1	63.8	64.3	63.8	67.6	70.3	76.3	77.5	77.6	78.6	80.9	77.7	83.8	83.2	85.2	83.3	86.4	84.2
5	MINNESOTA	FILLMORE	M	80-84 yrs	68.8	68.8	73.3	74.1	71.5	72.7	69.9	68.6	67.3	68.9	70.4	70.9	74.7	77.4	79.2	79.9	85.0	81.2	81.3	85.8	91.2	93.2	92.5
5	MINNESOTA	FILLMORE	M	85+ yrs	68.9	66.2	59.0	65.2	65.0	69.1	67.9	72.6	75.5	69.8	67.3	68.9	69.1	69.6	67.8	72.2	73.5	76.1	75.4	75.4	79.8	81.7	87.6

Percent coverage of REP Census (v. 2022) versus the US Census Decennial and Intercensal population estimates (Vintage 2022)

Co.	State	County	Sex	Age Group	2000	2001	2002	2003	2004	2005	2006	2007	2008	2009	2010	2011	2012	2013	2014	2015	2016	2017	2018	2019	2020	2021	2022
6	MINNESOTA	WABASHA	F	00-04 yrs	57.6	57.5	58.4	55.8	54.9	57.1	54.3	55.6	58.7	74.2	84.8	86.8	92.7	92.4	90.2	89.8	89.9	90.3	86.0	87.1	89.8	94.1	92.5
6	MINNESOTA	WABASHA	F	05-09 yrs	50.5	49.9	52.1	52.8	48.9	46.6	46.1	47.3	46.8	62.1	78.6	81.4	83.1	85.8	90.8	90.7	89.5	86.5	84.6	81.3	87.2	88.6	85.0
6	MINNESOTA	WABASHA	F	10-14 yrs	45.7	47.7	49.0	48.1	49.2	50.5	47.9	49.0	52.5	65.6	77.1	83.0	78.0	85.8	89.4	88.2	83.7	86.4	84.4	81.9	87.2	90.0	85.1
6	MINNESOTA	WABASHA	F	15-19 yrs	65.7	61.9	60.7	60.8	60.5	61.8	61.3	60.1	61.6	84.4	91.3	90.9	90.4	96.5	98.5	98.4	103.7	105.5	103.1	99.0	102.8	106.2	99.4
6	MINNESOTA	WABASHA	F	20-24 yrs	83.9	91.5	81.6	78.9	77.2	73.6	72.9	79.4	85.4	109.4	122.3	130.5	124.6	120.2	116.6	114.8	104.8	107.1	106.3	105.8	115.0	116.2	100.6
6	MINNESOTA	WABASHA	F	25-29 yrs	68.5	68.6	67.0	70.5	75.3	76.1	71.7	68.7	70.9	82.4	89.6	95.3	100.8	102.4	105.6	108.6	105.4	104.6	101.3	98.3	107.0	102.9	95.5
6	MINNESOTA	WABASHA	F	30-34 yrs	65.3	67.0	59.3	62.2	61.3	63.0	59.2	61.4	64.7	78.4	85.8	86.6	88.7	94.6	92.2	95.5	95.9	95.8	102.6	105.9	113.5	117.1	109.3
6	MINNESOTA	WABASHA	F	35-39 yrs	64.2	61.6	60.8	58.7	62.1	63.2	62.9	59.8	67.0	80.1	85.8	86.2	90.6	93.5	93.5	91.7	90.2	89.0	90.5	96.6	103.3	101.4	100.3
6	MINNESOTA	WABASHA	F	40-44 yrs	60.1	62.7	62.3	64.0	62.2	64.8	61.8	60.9	62.6	79.3	79.5	83.5	84.9	92.6	92.5	94.0	91.1	94.1	93.5	95.0	98.9	100.2	96.5
6	MINNESOTA	WABASHA	F	45-49 yrs	61.0	58.7	58.1	55.1	57.3	57.2	59.6	57.9	65.7	73.0	83.3	83.6	80.9	86.5	86.9	87.5	86.1	91.4	95.6	96.2	104.9	108.6	99.4
6	MINNESOTA	WABASHA	F	50-54 yrs	57.1	59.4	59.8	61.7	62.6	61.2	56.0	56.1	60.0	76.3	83.8	84.7	85.7	89.0	91.4	89.9	90.3	90.5	89.3	93.8	95.4	103.3	99.1
6	MINNESOTA	WABASHA	F	55-59 yrs	59.5	57.3	55.5	55.1	59.3	65.1	61.3	60.3	64.7	78.4	82.4	77.6	80.7	86.2	87.5	89.8	90.0	92.8	93.9	99.9	104.7	102.1	97.4
6	MINNESOTA	WABASHA	F	60-64 yrs	62.8	61.2	61.5	65.7	62.3	57.3	53.4	53.5	61.8	76.3	84.3	84.3	85.2	88.6	89.5	92.9	86.9	91.8	94.0	93.9	100.0	102.1	99.2
6	MINNESOTA	WABASHA	F	65-69 yrs	63.9	66.1	69.0	66.8	67.4	67.9	61.0	60.7	74.1	85.1	91.9	91.6	83.4	87.2	90.6	93.5	91.2	92.2	99.9	101.0	107.1	103.0	104.0
6	MINNESOTA	WABASHA	F	70-74 yrs	58.4	59.4	63.5	68.1	67.3	71.8	66.1	68.3	74.4	88.7	92.2	93.8	95.3	98.2	95.6	95.4	98.5	92.5	96.3	98.3	102.0	104.6	101.8
6	MINNESOTA	WABASHA	F	75-79 yrs	69.2	68.0	63.2	69.8	70.1	67.3	70.2	67.3	77.2	88.3	92.3	89.0	90.5	97.7	97.5	100.3	98.2	99.3	108.9	103.4	110.3	108.5	102.4
6	MINNESOTA	WABASHA	F	80-84 yrs	56.5	60.9	61.4	63.6	71.4	72.7	70.0	63.8	75.8	94.2	92.9	94.9	94.8	89.4	89.8	91.8	91.1	93.9	99.7	100.7	103.8	102.1	99.1
6	MINNESOTA	WABASHA	F	85+ yrs	48.6	51.2	56.0	56.2	56.4	57.1	59.6	59.2	75.8	94.0	93.2	87.7	84.2	87.2	88.3	83.5	81.0	81.9	86.9	79.6	69.7	70.3	69.4
6	MINNESOTA	WABASHA	M	00-04 yrs	63.1	65.3	62.4	63.4	59.9	60.0	56.8	58.4	63.0	76.7	88.8	88.4	91.8	90.9	91.7	91.2	91.4	89.3	88.1	88.5	91.9	94.3	89.5
6	MINNESOTA	WABASHA	M	05-09 yrs	55.8	57.9	58.1	57.5	59.1	55.6	54.9	54.5	59.3	71.2	81.7	83.4	85.2	86.0	92.3	92.0	87.8	84.2	81.7	80.4	82.5	86.3	83.8
6	MINNESOTA	WABASHA	M	10-14 yrs	48.6	49.8	46.5	48.6	49.7	50.6	49.7	49.1	52.9	73.1	81.1	87.8	84.2	87.3	87.0	91.7	88.3	89.1	86.9	85.6	83.6	86.5	79.9
6	MINNESOTA	WABASHA	M	15-19 yrs	56.8	56.4	58.9	57.0	54.4	53.6	51.4	55.7	58.9	74.2	87.3	89.4	92.0	97.4	96.3	96.6	96.9	100.8	99.7	98.2	101.9	99.2	91.7
6	MINNESOTA	WABASHA	M	20-24 yrs	76.1	75.0	72.2	65.4	65.1	63.1	65.3	60.3	63.8	82.4	98.6	101.2	95.9	96.5	103.0	101.0	94.6	91.6	101.4	103.5	106.7	108.3	84.9
6	MINNESOTA	WABASHA	M	25-29 yrs	61.2	61.9	60.8	65.8	58.1	58.5	52.5	56.7	60.7	66.4	74.1	83.6	92.1	97.8	90.1	96.9	94.6	89.6	88.6	87.1	94.1	93.6	71.5
6	MINNESOTA	WABASHA	M	30-34 yrs	51.7	51.3	50.0	52.1	56.9	56.6	54.8	54.8	59.7	67.8	75.7	74.8	81.3	83.8	86.2	86.5	85.1	86.6	88.4	95.2	98.6	103.1	87.8
6	MINNESOTA	WABASHA	M	35-39 yrs	52.1	52.5	51.0	48.5	50.8	47.9	49.6	50.5	55.2	63.6	73.6	76.0	75.8	80.7	85.3	85.5	83.1	87.7	89.8	92.9	93.6	94.6	87.5
6	MINNESOTA	WABASHA	M	40-44 yrs	57.0	54.5	52.3	53.6	48.7	51.4	49.0	50.2	49.1	66.5	71.6	75.5	77.5	81.6	83.6	81.2	79.9	76.4	84.5	85.3	91.9	95.2	84.6
6	MINNESOTA	WABASHA	M	45-49 yrs	48.4	51.1	52.1	52.1	56.5	56.0	52.8	50.5	57.3	66.0	75.1	76.5	74.9	80.2	83.6	80.9	80.5	80.6	81.7	85.7	85.8	90.5	80.0
6	MINNESOTA	WABASHA	M	50-54 yrs	50.4	50.5	52.2	54.1	52.8	52.2	52.8	52.9	56.3	70.8	78.6	79.0	82.7	87.3	84.1	84.8	81.9	81.3	83.8	89.1	93.5	91.7	85.9
6	MINNESOTA	WABASHA	M	55-59 yrs	55.2	53.0	53.7	52.0	52.5	54.1	48.3	48.7	56.2	71.2	77.5	81.6	79.1	83.3	87.0	87.8	86.1	88.7	89.3	92.0	91.8	90.7	83.5
6	MINNESOTA	WABASHA	M	60-64 yrs	59.8	60.6	59.7	59.6	57.6	61.2	56.7	55.1	58.1	74.0	79.6	78.9	82.4	86.7	86.0	83.7	86.2	87.6	89.1	89.6	95.7	96.6	93.0
6	MINNESOTA	WABASHA	M	65-69 yrs	61.6	64.4	65.1	66.7	69.3	65.3	62.9	62.2	71.2	77.5	84.4	85.3	83.1	81.3	87.1	86.6	82.8	85.3	90.8	89.7	90.7	94.7	90.5
6	MINNESOTA	WABASHA	M	70-74 yrs	71.5	72.0	69.3	66.5	67.3	69.3	69.3	67.1	75.0	89.0	91.7	90.6	94.8	96.1	91.9	94.9	91.4	89.2	91.9	90.9	97.8	93.7	94.6
6	MINNESOTA	WABASHA	M	75-79 yrs	69.8	70.8	71.6	70.1	75.5	73.9	72.4	68.5	71.6	79.9	86.1	91.7	93.4	91.7	99.7	94.8	94.7	95.3	104.1	103.9	110.2	105.3	94.8
6	MINNESOTA	WABASHA	M	80-84 yrs	65.7	65.0	69.9	68.7	68.1	67.8	72.9	73.5	79.1	92.2	90.0	91.0	88.5	90.9	92.4	93.8	93.6	98.8	100.4	100.0	108.5	107.3	107.8
6	MINNESOTA	WABASHA	M	85+ yrs	62.2	58.2	63.2	72.4	74.4	73.4	68.6	69.4	76.8	87.4	90.6	86.6	86.0	84.6	84.4	81.0	74.4	72.6	78.8	82.7	91.9	88.3	84.2

Percent coverage of REP Census (v. 2022) versus the US Census Decennial and Intercensal population estimates (Vintage 2022)

Co.	State	County	Sex	Age Group	2000	2001	2002	2003	2004	2005	2006	2007	2008	2009	2010	2011	2012	2013	2014	2015	2016	2017	2018	2019	2020	2021	2022
7	MINNESOTA	WINONA	F	00-04 yrs	24.0	25.0	25.8	24.3	23.8	24.0	23.5	20.8	22.2	26.0	25.0	26.3	30.3	31.9	30.7	30.5	31.7	29.4	28.7	29.3	32.0	32.3	29.4
7	MINNESOTA	WINONA	F	05-09 yrs	20.2	22.0	21.3	21.2	21.5	21.7	21.0	23.4	22.3	24.4	25.1	25.1	27.2	27.6	27.2	29.0	28.5	31.2	31.5	29.1	31.0	31.8	28.4
7	MINNESOTA	WINONA	F	10-14 yrs	19.2	20.1	21.3	21.3	20.7	21.0	18.8	18.3	21.7	24.2	25.9	26.5	28.1	28.7	29.3	31.5	30.4	30.1	27.8	28.6	32.0	33.6	30.8
7	MINNESOTA	WINONA	F	15-19 yrs	13.0	12.6	11.9	12.5	12.4	12.1	11.5	11.1	11.9	13.3	14.3	14.1	14.4	15.3	16.3	16.5	16.5	17.1	17.5	17.9	21.7	19.4	16.1
7	MINNESOTA	WINONA	F	20-24 yrs	13.8	13.6	12.9	11.8	11.3	10.1	9.7	9.4	9.6	11.4	11.6	12.3	12.4	13.1	13.2	14.0	13.5	14.2	14.4	14.1	17.5	19.9	13.0
7	MINNESOTA	WINONA	F	25-29 yrs	25.9	27.0	27.4	27.3	30.0	29.4	28.9	27.0	26.3	28.2	30.7	31.9	34.4	34.2	34.6	33.4	32.1	32.6	33.5	31.8	38.6	39.6	32.5
7	MINNESOTA	WINONA	F	30-34 yrs	27.5	28.4	29.2	27.7	26.4	25.7	23.7	25.1	28.5	31.4	32.2	35.5	37.3	35.4	36.0	34.9	34.5	36.2	37.6	38.2	40.7	39.2	34.4
7	MINNESOTA	WINONA	F	35-39 yrs	22.9	23.5	25.0	25.0	27.1	26.8	27.2	26.5	27.3	30.3	33.4	32.1	32.8	36.4	35.9	37.8	37.1	35.9	36.8	35.8	38.9	40.0	33.6
7	MINNESOTA	WINONA	F	40-44 yrs	22.7	23.5	25.2	25.0	23.8	23.0	23.0	23.8	25.8	28.3	31.0	34.7	35.0	37.7	37.6	39.0	35.3	36.0	36.6	35.8	39.0	39.7	36.8
7	MINNESOTA	WINONA	F	45-49 yrs	19.5	21.5	21.7	20.9	22.2	22.8	23.1	22.1	23.5	27.2	28.6	29.5	31.4	34.2	35.8	36.4	38.2	36.3	35.1	35.3	38.2	38.6	34.9
7	MINNESOTA	WINONA	F	50-54 yrs	23.3	23.2	22.2	21.6	20.1	20.4	20.4	19.2	20.8	26.0	29.1	30.5	32.5	34.6	35.4	35.2	34.7	34.7	35.1	35.3	37.0	38.7	33.8
7	MINNESOTA	WINONA	F	55-59 yrs	24.8	25.3	24.3	25.1	24.5	23.6	22.6	22.4	24.7	26.5	28.6	28.6	29.9	30.1	32.9	33.6	35.7	36.4	35.3	34.5	35.4	34.0	31.3
7	MINNESOTA	WINONA	F	60-64 yrs	23.5	25.4	25.5	25.8	26.2	27.1	25.5	25.3	26.6	30.2	30.1	29.5	29.7	32.0	31.5	33.3	33.6	33.0	31.6	33.5	37.0	37.0	33.4
7	MINNESOTA	WINONA	F	65-69 yrs	26.8	26.8	27.8	27.5	27.6	26.3	27.0	26.6	27.1	30.2	31.5	33.6	34.6	35.0	35.7	34.4	35.3	35.2	36.5	35.7	37.8	39.3	36.3
7	MINNESOTA	WINONA	F	70-74 yrs	30.5	29.1	28.5	29.9	27.6	25.9	27.7	27.0	27.7	31.1	33.0	34.1	34.6	37.2	37.3	39.0	39.1	38.8	36.9	36.0	37.0	38.4	37.8
7	MINNESOTA	WINONA	F	75-79 yrs	31.3	32.7	30.5	31.2	29.4	30.4	28.3	28.1	28.2	29.9	30.7	33.3	35.6	36.0	36.2	37.7	40.0	41.1	39.9	39.1	40.5	40.4	40.9
7	MINNESOTA	WINONA	F	80-84 yrs	29.2	30.6	31.7	30.2	29.7	25.8	27.0	23.3	24.8	27.6	28.4	30.5	30.8	31.9	32.0	35.4	36.2	37.2	39.6	37.8	40.9	42.5	40.0
7	MINNESOTA	WINONA	F	85+ yrs	19.1	20.3	20.8	20.8	20.5	22.4	20.6	21.8	22.7	23.2	24.5	26.5	27.0	27.4	28.1	27.5	28.7	28.6	27.2	26.6	28.9	28.2	27.7
7	MINNESOTA	WINONA	M	00-04 yrs	26.4	27.1	26.5	27.6	25.7	27.3	25.3	25.5	25.1	29.4	31.5	32.1	33.7	31.2	32.7	35.0	31.8	31.1	32.5	32.3	33.3	32.2	30.2
7	MINNESOTA	WINONA	M	05-09 yrs	21.0	22.0	22.2	22.4	24.3	22.9	23.7	23.2	24.2	26.3	27.1	28.4	31.8	33.7	31.8	32.2	32.7	31.1	30.5	31.1	31.8	32.9	27.2
7	MINNESOTA	WINONA	M	10-14 yrs	19.5	20.6	20.9	20.3	19.8	20.5	19.1	20.2	21.5	24.6	27.4	28.7	31.3	30.7	30.5	31.0	30.6	31.7	31.5	30.7	33.1	33.9	29.4
7	MINNESOTA	WINONA	M	15-19 yrs	15.6	14.7	15.2	15.1	14.7	14.3	14.3	13.4	14.3	15.6	16.3	15.7	16.2	18.5	20.0	19.5	19.5	20.0	20.6	19.6	21.4	21.1	19.5
7	MINNESOTA	WINONA	M	20-24 yrs	12.3	11.9	10.9	10.1	9.7	9.2	9.5	8.8	9.3	10.5	10.7	11.7	11.7	11.5	11.5	12.6	12.1	12.0	12.8	13.4	15.2	15.4	10.4
7	MINNESOTA	WINONA	M	25-29 yrs	21.0	22.9	20.9	22.2	23.5	23.1	22.1	20.5	19.7	21.1	24.1	24.3	25.1	28.0	28.7	24.3	23.1	23.2	21.2	22.5	27.3	28.8	21.7
7	MINNESOTA	WINONA	M	30-34 yrs	23.5	23.7	21.6	20.9	19.8	17.9	19.0	18.4	19.7	24.6	26.7	28.7	29.8	31.1	29.0	30.9	30.1	29.7	30.6	28.3	31.7	33.4	24.5
7	MINNESOTA	WINONA	M	35-39 yrs	20.4	21.9	23.5	24.2	23.1	24.4	22.9	22.4	21.9	26.0	28.5	27.7	30.0	31.3	31.4	30.3	31.1	30.4	30.1	30.2	34.2	32.8	26.8
7	MINNESOTA	WINONA	M	40-44 yrs	21.3	22.7	22.6	23.5	23.0	21.7	21.9	21.6	22.5	26.4	28.9	29.3	30.7	31.9	31.5	31.4	28.4	27.2	28.0	29.5	33.5	34.0	27.5
7	MINNESOTA	WINONA	M	45-49 yrs	20.5	20.0	21.2	20.8	22.5	22.3	21.6	21.9	22.2	26.7	28.4	30.7	30.9	29.3	29.2	30.8	32.1	32.9	31.1	29.7	31.1	30.7	25.6
7	MINNESOTA	WINONA	M	50-54 yrs	20.5	23.4	21.7	21.5	20.1	20.9	21.9	20.1	21.7	24.4	26.9	27.6	30.7	31.7	33.8	34.1	33.1	32.2	30.7	30.1	31.6	33.0	28.8
7	MINNESOTA	WINONA	M	55-59 yrs	25.3	25.3	24.4	25.0	24.0	21.3	21.4	22.0	24.4	25.9	27.4	26.5	27.4	31.2	30.5	30.5	31.1	32.0	33.1	32.6	33.0	32.8	28.1
7	MINNESOTA	WINONA	M	60-64 yrs	26.4	27.6	27.8	27.1	26.5	26.7	26.1	23.8	25.1	28.0	30.0	31.4	29.6	29.5	30.7	32.6	29.9	30.9	30.8	30.5	30.2	31.7	29.7
7	MINNESOTA	WINONA	M	65-69 yrs	29.6	29.7	31.0	31.3	26.9	26.2	26.3	28.0	28.1	31.0	33.7	35.2	35.9	33.7	34.3	35.0	35.6	34.8	36.7	35.5	38.1	36.3	33.9
7	MINNESOTA	WINONA	M	70-74 yrs	36.2	36.8	35.5	31.8	32.2	31.7	33.4	32.4	35.5	34.4	34.4	35.7	37.5	39.0	39.9	40.0	40.0	38.8	36.9	38.4	37.4	39.1	37.1
7	MINNESOTA	WINONA	M	75-79 yrs	33.8	34.7	34.4	35.6	35.3	32.9	32.6	31.6	32.1	32.4	34.1	35.7	40.2	42.9	44.1	44.0	40.8	40.2	38.5	40.1	42.2	40.1	37.8
7	MINNESOTA	WINONA	M	80-84 yrs	37.2	34.7	32.9	33.9	32.2	33.6	33.2	31.7	34.7	36.6	36.0	36.2	36.9	41.1	41.1	43.2	42.0	43.1	44.0	42.4	45.2	47.1	42.7
7	MINNESOTA	WINONA	M	85+ yrs	25.6	28.6	31.1	31.3	28.4	25.5	26.0	27.8	28.5	29.8	31.5	34.1	34.1	33.9	33.5	36.7	36.1	36.6	36.5	41.7	49.7	48.8	49.5

Percent coverage of REP Census (v. 2022) versus the US Census Decennial and Intercensal population estimates (Vintage 2022)

Co.	State	County	Sex	Age Group	2000	2001	2002	2003	2004	2005	2006	2007	2008	2009	2010	2011	2012	2013	2014	2015	2016	2017	2018	2019	2020	2021	2022
8	MINNESOTA	HOUSTON	F	00-04 yrs	3.2	2.8	3.7	4.3	5.0	3.4	3.3	2.5	9.8	48.3	49.8	50.1	50.7	49.5	49.2	47.5	40.6	41.4	38.3	35.0	38.0	35.7	32.0
8	MINNESOTA	HOUSTON	F	05-09 yrs	2.7	2.5	2.0	3.0	3.0	4.0	3.7	4.1	8.2	39.3	44.9	47.5	47.9	47.3	48.1	46.3	46.7	45.4	43.5	39.8	42.9	42.5	32.7
8	MINNESOTA	HOUSTON	F	10-14 yrs	2.8	2.3	2.3	2.7	2.2	2.6	3.3	4.0	10.0	37.9	47.8	47.0	43.6	47.2	47.0	43.9	44.5	42.7	44.1	42.0	41.6	41.1	38.7
8	MINNESOTA	HOUSTON	F	15-19 yrs	4.5	4.2	3.4	3.2	4.5	5.1	3.7	3.7	17.2	45.4	54.4	55.6	57.6	61.0	65.6	62.1	57.7	56.5	55.2	52.8	53.2	56.1	47.6
8	MINNESOTA	HOUSTON	F	20-24 yrs	6.3	6.7	7.3	7.3	7.7	8.9	7.0	7.7	26.7	68.3	87.5	95.4	84.7	78.9	71.9	66.9	61.8	64.6	62.9	59.7	64.4	60.0	48.4
8	MINNESOTA	HOUSTON	F	25-29 yrs	5.6	6.0	5.1	5.9	4.0	5.4	6.9	7.2	22.4	49.6	56.4	56.8	64.0	67.2	71.1	62.6	64.4	63.0	54.8	47.0	51.9	53.7	45.2
8	MINNESOTA	HOUSTON	F	30-34 yrs	5.9	5.6	4.8	5.5	6.4	4.6	4.1	5.6	18.6	41.1	52.4	54.3	55.9	59.3	55.8	54.4	54.0	53.8	54.0	51.2	53.2	51.6	42.0
8	MINNESOTA	HOUSTON	F	35-39 yrs	4.9	5.3	6.1	4.6	3.2	4.5	6.0	6.6	18.3	43.0	48.2	49.7	51.1	48.4	47.7	48.6	50.6	51.4	50.8	50.7	48.3	48.7	42.5
8	MINNESOTA	HOUSTON	F	40-44 yrs	4.4	4.9	5.6	5.8	5.1	5.7	5.2	6.2	20.2	41.8	50.1	51.2	51.2	50.9	47.8	45.2	46.6	48.7	48.7	46.0	44.4	48.7	39.6
8	MINNESOTA	HOUSTON	F	45-49 yrs	5.9	6.2	6.0	5.6	5.2	5.0	5.8	6.2	18.2	41.0	48.2	48.6	51.2	48.6	49.2	50.3	50.4	46.9	48.0	44.2	47.5	48.1	41.2
8	MINNESOTA	HOUSTON	F	50-54 yrs	6.1	6.7	6.1	6.1	6.5	7.3	6.2	5.0	18.5	43.9	49.0	48.9	48.1	47.4	46.5	50.7	51.8	52.9	52.9	54.6	54.6	51.5	42.3
8	MINNESOTA	HOUSTON	F	55-59 yrs	7.6	7.1	7.9	7.7	6.0	5.8	6.9	5.7	21.9	43.9	49.1	50.7	53.4	53.9	50.6	48.8	48.4	45.4	47.4	47.0	49.7	52.7	50.5
8	MINNESOTA	HOUSTON	F	60-64 yrs	9.8	9.2	7.7	7.1	8.4	8.8	9.4	10.8	24.3	42.9	45.6	49.8	49.4	51.1	52.9	51.9	52.4	57.0	55.6	50.9	50.4	48.2	39.5
8	MINNESOTA	HOUSTON	F	65-69 yrs	9.5	10.8	10.1	7.6	8.2	8.4	9.2	8.6	27.4	51.8	55.7	53.7	56.0	53.5	50.9	50.4	51.3	51.1	52.0	51.9	53.1	54.8	53.7
8	MINNESOTA	HOUSTON	F	70-74 yrs	10.5	12.5	12.5	12.8	10.5	10.2	11.6	9.5	27.3	45.2	56.3	61.0	60.3	55.7	60.6	55.5	52.6	56.7	55.4	51.7	53.2	53.8	49.8
8	MINNESOTA	HOUSTON	F	75-79 yrs	11.0	9.2	10.3	10.9	10.4	10.6	8.5	11.0	30.9	46.8	49.3	49.9	51.6	55.9	55.1	63.2	60.9	57.7	58.4	61.0	60.6	60.6	58.9
8	MINNESOTA	HOUSTON	F	80-84 yrs	9.6	13.1	14.9	12.3	12.0	10.7	10.5	7.9	35.0	49.8	52.3	51.9	56.2	53.0	47.8	46.6	49.2	49.4	55.9	55.6	62.9	61.2	58.4
8	MINNESOTA	HOUSTON	F	85+ yrs	6.3	5.9	6.5	7.1	7.4	6.0	6.9	6.9	31.6	54.9	58.2	52.7	51.1	52.9	50.0	51.1	49.2	46.7	43.1	40.7	45.0	47.2	46.6
8	MINNESOTA	HOUSTON	M	00-04 yrs	2.3	3.1	3.5	6.0	4.2	3.3	3.9	4.6	10.3	41.2	43.4	49.6	50.5	52.4	50.2	46.7	45.0	38.2	35.1	32.8	32.1	31.6	30.4
8	MINNESOTA	HOUSTON	M	05-09 yrs	2.7	2.9	2.7	3.4	3.0	2.7	2.7	2.8	9.9	35.3	43.6	42.8	46.2	47.9	47.7	46.6	47.1	46.0	46.9	43.4	41.7	38.0	32.4
8	MINNESOTA	HOUSTON	M	10-14 yrs	2.7	3.2	2.2	2.6	2.9	2.7	2.7	3.2	9.0	35.9	41.8	44.6	47.2	44.8	41.1	42.9	42.6	42.5	41.9	39.4	39.0	40.5	36.6
8	MINNESOTA	HOUSTON	M	15-19 yrs	5.5	4.2	4.6	3.1	3.5	3.9	4.9	5.6	12.5	41.5	52.2	51.9	51.6	53.9	54.7	51.7	49.7	51.4	47.5	43.2	42.2	44.2	36.2
8	MINNESOTA	HOUSTON	M	20-24 yrs	7.6	6.8	5.4	6.4	6.0	6.2	8.1	8.7	18.3	51.5	72.4	78.9	77.7	70.8	65.1	58.2	59.1	53.6	58.8	56.4	54.0	53.1	41.1
8	MINNESOTA	HOUSTON	M	25-29 yrs	5.1	9.2	9.0	5.3	4.7	5.9	3.8	4.1	16.2	43.5	55.3	61.7	63.5	65.8	64.7	63.1	58.3	55.0	49.0	48.7	50.9	47.1	35.5
8	MINNESOTA	HOUSTON	M	30-34 yrs	4.3	3.5	3.9	4.5	5.5	4.7	4.3	6.0	15.0	34.0	47.1	49.1	52.0	53.1	54.0	54.1	50.6	49.8	54.1	50.1	51.7	54.1	41.0
8	MINNESOTA	HOUSTON	M	35-39 yrs	5.5	4.9	5.6	5.2	5.4	5.0	4.0	3.5	11.2	33.5	41.4	50.5	49.1	50.4	50.0	48.5	46.5	47.2	44.9	47.2	46.3	47.1	36.2
8	MINNESOTA	HOUSTON	M	40-44 yrs	4.0	3.8	4.2	4.5	5.0	5.8	5.7	7.4	15.2	40.4	50.1	49.5	51.3	46.6	45.2	46.6	44.7	45.6	45.1	43.8	46.6	44.7	38.2
8	MINNESOTA	HOUSTON	M	45-49 yrs	6.9	7.2	5.6	5.4	5.5	5.2	5.1	5.4	14.9	39.9	47.6	52.9	52.1	53.4	51.0	49.1	50.8	48.2	48.6	44.6	42.5	42.6	34.3
8	MINNESOTA	HOUSTON	M	50-54 yrs	5.4	6.6	7.0	6.5	6.7	6.4	7.0	7.6	14.9	36.7	45.0	48.0	50.4	50.5	51.7	51.0	51.2	48.1	49.3	45.5	46.4	46.9	37.7
8	MINNESOTA	HOUSTON	M	55-59 yrs	8.8	7.8	9.4	9.1	6.8	6.5	6.3	7.7	19.8	38.9	45.3	46.7	49.0	47.8	48.2	46.8	46.3	45.7	46.5	49.1	47.1	46.8	40.2
8	MINNESOTA	HOUSTON	M	60-64 yrs	10.7	9.7	8.1	10.0	10.8	10.4	10.9	10.7	21.8	41.7	46.1	45.5	46.8	50.4	49.7	49.4	49.2	48.2	49.2	49.9	47.1	48.4	41.7
8	MINNESOTA	HOUSTON	M	65-69 yrs	15.1	12.2	13.2	14.0	14.9	14.7	12.6	14.6	33.6	50.1	55.6	53.0	53.1	47.7	47.2	48.1	47.4	47.9	52.2	50.9	50.8	50.6	46.9
8	MINNESOTA	HOUSTON	M	70-74 yrs	14.4	15.1	14.5	12.9	9.9	11.7	12.2	14.2	28.9	52.5	55.5	60.1	58.1	61.9	59.5	56.8	53.6	51.9	50.2	51.8	51.8	48.5	48.2
8	MINNESOTA	HOUSTON	M	75-79 yrs	13.6	16.2	16.6	17.5	16.1	14.3	15.9	14.8	31.1	47.0	53.0	50.7	49.8	54.0	58.6	55.9	59.9	56.6	59.8	60.8	57.9	54.4	52.4
8	MINNESOTA	HOUSTON	M	80-84 yrs	8.3	8.9	9.4	10.2	10.2	12.7	18.3	17.9	39.9	47.3	48.2	50.5	50.7	50.0	46.3	46.9	45.9	48.3	54.7	55.3	53.1	59.1	56.6
8	MINNESOTA	HOUSTON	M	85+ yrs	7.7	8.2	9.1	10.4	6.9	7.7	5.8	10.8	27.1	48.6	55.0	53.5	53.8	50.4	48.9	44.8	43.7	44.4	42.1	38.1	41.1	37.8	39.6

Percent coverage of REP Census (v. 2022) versus the US Census Decennial and Intercensal population estimates (Vintage 2022)

Co.	State	County	Sex	Age Group	2000	2001	2002	2003	2004	2005	2006	2007	2008	2009	2010	2011	2012	2013	2014	2015	2016	2017	2018	2019	2020	2021	2022
9	MINNESOTA	FREEBORN	F	00-04 yrs	9.8	10.4	10.7	10.1	9.3	9.8	10.0	12.1	15.0	27.4	59.5	103.0	105.5	103.9	102.8	105.4	104.4	102.1	103.1	101.4	96.7	98.1	95.9
9	MINNESOTA	FREEBORN	F	05-09 yrs	8.8	9.1	8.9	8.5	9.0	8.9	10.1	10.2	13.4	20.5	63.6	83.5	92.9	94.0	96.9	98.3	100.4	99.6	96.6	96.3	95.5	96.2	88.3
9	MINNESOTA	FREEBORN	F	10-14 yrs	10.2	10.5	10.8	10.6	10.3	10.4	9.6	9.9	14.7	25.1	66.6	84.3	90.8	91.6	93.0	92.3	96.2	95.7	96.4	96.3	95.0	96.1	93.0
9	MINNESOTA	FREEBORN	F	15-19 yrs	14.6	15.8	16.5	16.1	16.7	15.4	13.5	14.8	23.1	39.4	80.6	96.3	101.7	103.6	105.8	106.5	107.7	103.3	102.3	104.3	99.8	100.3	97.7
9	MINNESOTA	FREEBORN	F	20-24 yrs	18.4	19.3	20.2	19.0	18.9	18.5	17.9	19.8	32.4	54.1	108.5	130.7	130.2	130.8	120.6	116.9	116.1	112.9	108.6	108.7	104.9	103.1	92.9
9	MINNESOTA	FREEBORN	F	25-29 yrs	18.6	19.9	20.4	18.9	19.7	20.6	20.9	20.5	31.7	50.4	89.3	108.3	110.1	112.7	120.9	120.5	116.1	116.3	110.7	101.9	97.2	96.2	88.8
9	MINNESOTA	FREEBORN	F	30-34 yrs	19.6	22.8	22.9	21.9	18.4	18.1	20.8	21.8	30.7	52.1	89.3	101.4	102.8	103.5	100.5	98.8	105.0	102.2	99.8	103.1	104.2	105.0	97.8
9	MINNESOTA	FREEBORN	F	35-39 yrs	18.3	19.0	19.1	18.9	20.6	18.7	19.5	23.3	36.5	52.4	89.1	97.5	97.5	98.5	100.9	99.4	101.4	96.7	92.4	93.9	95.7	98.4	90.2
9	MINNESOTA	FREEBORN	F	40-44 yrs	20.9	20.5	20.8	19.2	16.8	17.6	18.3	19.3	28.4	51.1	81.9	92.2	98.8	102.5	99.6	99.1	99.6	100.0	97.1	96.0	96.5	95.6	89.8
9	MINNESOTA	FREEBORN	F	45-49 yrs	24.3	24.9	22.9	24.5	22.4	21.6	20.4	23.6	33.0	50.5	80.3	90.8	92.1	92.9	96.3	97.4	98.5	96.8	93.7	92.9	96.2	96.5	91.3
9	MINNESOTA	FREEBORN	F	50-54 yrs	29.9	30.1	27.8	27.0	27.3	27.5	25.5	23.7	31.8	51.6	80.6	89.8	96.4	97.3	97.1	97.0	96.7	93.3	89.8	93.9	94.5	95.8	91.9
9	MINNESOTA	FREEBORN	F	55-59 yrs	36.9	36.3	34.1	30.8	31.3	31.4	30.3	31.1	41.0	58.2	86.0	93.0	95.2	95.6	93.8	92.6	95.1	94.8	91.6	91.8	92.3	92.9	86.2
9	MINNESOTA	FREEBORN	F	60-64 yrs	43.1	42.0	37.9	37.7	35.4	36.2	33.4	33.8	42.3	62.7	88.1	94.3	96.9	98.3	98.9	98.8	94.8	94.5	91.7	92.2	91.0	92.9	88.7
9	MINNESOTA	FREEBORN	F	65-69 yrs	50.1	49.9	48.8	44.5	43.8	41.3	43.9	42.7	47.6	64.8	90.0	90.4	94.7	97.4	97.5	100.0	102.8	101.5	97.6	95.6	96.5	94.9	90.6
9	MINNESOTA	FREEBORN	F	70-74 yrs	49.4	52.6	53.2	54.0	53.2	51.3	49.8	48.6	54.2	71.4	90.6	98.0	99.6	95.7	96.4	96.7	94.5	95.9	94.5	94.2	97.0	96.9	93.3
9	MINNESOTA	FREEBORN	F	75-79 yrs	54.6	53.7	52.7	50.7	50.3	51.5	51.8	54.1	61.8	77.6	94.7	97.6	98.4	99.6	101.0	96.9	99.0	100.6	97.6	95.8	97.9	96.8	94.3
9	MINNESOTA	FREEBORN	F	80-84 yrs	52.6	55.0	54.1	52.8	54.6	55.0	48.9	50.9	55.0	75.4	94.5	97.2	99.2	98.2	98.7	100.8	101.2	98.7	99.3	97.3	98.9	102.6	99.8
9	MINNESOTA	FREEBORN	F	85+ yrs	41.8	44.9	44.5	44.2	41.9	42.3	47.6	48.7	52.5	67.3	90.7	96.6	96.4	96.8	95.9	95.8	94.7	95.3	90.3	92.2	98.0	92.4	94.0
9	MINNESOTA	FREEBORN	M	00-04 yrs	14.4	13.5	16.3	13.9	12.0	13.6	13.3	15.7	19.5	29.5	61.7	103.2	103.4	103.4	104.7	106.6	102.8	101.7	99.8	102.2	95.7	99.4	93.3
9	MINNESOTA	FREEBORN	M	05-09 yrs	11.2	12.3	13.7	12.9	12.4	11.8	11.4	13.3	19.9	28.0	65.6	86.1	94.2	98.0	98.4	96.5	100.5	99.2	100.3	100.7	97.9	99.8	93.2
9	MINNESOTA	FREEBORN	M	10-14 yrs	11.1	10.4	11.2	12.4	11.8	11.1	10.9	10.2	14.1	28.1	66.6	87.1	95.3	95.8	97.1	97.5	100.5	97.9	97.4	97.3	94.8	95.3	89.0
9	MINNESOTA	FREEBORN	M	15-19 yrs	11.0	12.1	13.6	12.9	10.3	11.7	12.7	11.5	17.4	30.6	63.2	89.6	98.7	97.4	94.1	96.2	97.1	98.3	98.6	101.7	96.2	97.0	89.3
9	MINNESOTA	FREEBORN	M	20-24 yrs	15.3	14.7	11.6	11.4	11.4	12.2	12.8	13.6	22.3	35.2	73.6	98.1	102.0	105.7	101.1	93.2	94.5	93.9	100.7	101.3	99.7	99.5	81.4
9	MINNESOTA	FREEBORN	M	25-29 yrs	11.8	13.4	12.3	12.5	12.0	11.7	9.9	9.7	19.7	32.9	62.8	82.4	89.7	95.5	97.5	93.4	93.8	87.2	88.7	89.4	87.0	87.8	77.0
9	MINNESOTA	FREEBORN	M	30-34 yrs	15.9	14.5	16.4	16.3	14.0	13.2	11.8	12.8	20.8	37.5	67.5	83.4	89.0	89.7	90.5	88.8	89.0	89.4	91.5	98.6	100.5	100.6	81.0
9	MINNESOTA	FREEBORN	M	35-39 yrs	17.1	16.6	15.8	15.7	15.3	13.3	13.6	16.0	21.5	36.9	65.6	79.4	86.5	89.4	87.5	86.6	87.7	83.5	86.3	87.2	88.0	89.8	77.2
9	MINNESOTA	FREEBORN	M	40-44 yrs	19.5	18.8	18.1	17.1	16.8	15.0	14.9	14.4	21.0	35.9	67.5	80.2	89.3	89.5	88.6	88.6	87.5	88.0	85.9	88.0	86.2	85.3	78.5
9	MINNESOTA	FREEBORN	M	45-49 yrs	22.0	20.9	19.9	18.9	19.2	19.6	18.8	19.7	25.8	40.2	69.6	79.6	85.8	87.9	89.6	90.5	89.0	92.0	90.4	89.0	88.2	86.6	76.4
9	MINNESOTA	FREEBORN	M	50-54 yrs	23.3	26.1	25.8	25.2	23.4	22.4	21.7	23.5	31.0	43.4	70.8	80.6	87.4	90.1	89.8	86.9	88.1	86.2	83.9	88.6	88.7	89.6	82.4
9	MINNESOTA	FREEBORN	M	55-59 yrs	33.6	31.7	30.6	29.7	27.8	28.0	27.4	27.5	36.2	48.8	75.5	85.4	88.7	92.0	88.8	88.5	88.0	87.7	86.4	87.6	84.3	83.8	77.0
9	MINNESOTA	FREEBORN	M	60-64 yrs	44.8	41.2	38.1	37.6	35.1	35.7	34.5	34.4	42.2	56.8	77.5	85.9	91.5	92.1	94.9	94.2	93.3	89.6	87.6	83.5	84.8	84.1	77.6
9	MINNESOTA	FREEBORN	M	65-69 yrs	45.8	50.0	50.2	48.3	47.1	48.4	46.8	45.9	56.4	70.4	89.0	91.4	93.7	92.3	94.5	92.5	91.0	91.1	91.2	93.2	88.6	89.0	81.0
9	MINNESOTA	FREEBORN	M	70-74 yrs	53.1	53.4	51.1	51.5	53.4	49.3	52.6	53.2	58.7	72.4	89.7	93.3	95.4	98.6	96.8	94.9	93.7	94.4	89.5	87.5	88.7	90.9	90.7
9	MINNESOTA	FREEBORN	M	75-79 yrs	61.5	63.8	65.6	62.8	57.4	57.9	55.5	55.1	64.4	76.8	90.2	95.3	97.2	95.9	97.8	100.4	98.9	100.6	98.1	94.9	95.4	97.2	90.8
9	MINNESOTA	FREEBORN	M	80-84 yrs	58.7	62.8	62.4	61.8	65.9	65.6	69.8	70.5	76.9	83.9	94.6	98.7	96.6	96.2	97.2	93.2	92.7	93.2	92.9	92.1	97.2	92.8	96.8
9	MINNESOTA	FREEBORN	M	85+ yrs	53.6	59.8	56.7	54.6	53.7	53.0	58.1	55.0	60.5	76.8	90.8	96.8	96.8	97.3	97.2	99.0	95.0	91.8	89.5	87.1	91.7	92.8	91.2

Percent coverage of REP Census (v. 2022) versus the US Census Decennial and Intercensal population estimates (Vintage 2022)

Co.	State	County	Sex	Age Group	2000	2001	2002	2003	2004	2005	2006	2007	2008	2009	2010	2011	2012	2013	2014	2015	2016	2017	2018	2019	2020	2021	2022
10	MINNESOTA	STEELE	F	00-04 yrs	9.7	10.4	11.5	13.4	12.8	11.9	11.3	10.1	17.1	57.3	91.0	96.6	98.7	99.4	99.3	98.5	102.8	99.7	98.3	98.5	94.1	90.5	84.4
10	MINNESOTA	STEELE	F	05-09 yrs	9.4	9.8	10.1	10.5	8.6	8.1	8.8	8.9	16.0	43.3	82.2	90.6	95.6	99.8	99.8	95.3	95.1	94.1	93.0	93.3	95.1	91.1	87.1
10	MINNESOTA	STEELE	F	10-14 yrs	10.1	9.1	10.3	11.0	10.4	9.6	9.0	9.0	18.4	45.5	78.1	86.4	87.9	93.4	90.9	94.7	96.2	96.2	96.2	94.5	90.7	88.8	83.2
10	MINNESOTA	STEELE	F	15-19 yrs	14.3	15.5	17.1	17.7	17.7	15.5	14.9	14.5	29.5	63.3	92.8	98.9	101.4	101.1	103.3	103.7	104.3	104.6	106.5	106.6	103.3	104.2	97.4
10	MINNESOTA	STEELE	F	20-24 yrs	17.9	20.9	22.6	20.7	21.6	22.6	23.2	22.9	41.9	84.4	120.2	135.5	134.0	120.6	117.8	111.2	115.1	115.5	116.4	117.1	114.6	114.0	101.0
10	MINNESOTA	STEELE	F	25-29 yrs	16.5	17.5	21.1	24.2	22.6	24.4	24.0	24.1	40.3	74.6	98.2	99.5	106.6	112.5	111.2	114.4	116.7	113.4	106.5	104.3	108.0	103.2	96.7
10	MINNESOTA	STEELE	F	30-34 yrs	15.8	16.9	17.7	20.9	22.7	20.5	20.8	23.1	32.7	66.8	94.7	103.8	103.7	104.0	104.7	103.8	104.2	101.1	106.4	107.9	108.4	106.8	99.4
10	MINNESOTA	STEELE	F	35-39 yrs	18.9	21.5	23.2	22.4	20.6	19.5	19.7	20.0	30.8	66.5	87.7	93.6	99.3	101.4	99.3	99.7	102.1	104.5	101.0	98.3	100.0	103.0	94.2
10	MINNESOTA	STEELE	F	40-44 yrs	22.3	20.7	22.0	23.1	24.2	22.4	20.4	21.2	30.2	61.1	86.8	94.2	97.2	96.5	98.0	96.6	93.7	96.9	99.5	99.5	101.6	100.9	96.8
10	MINNESOTA	STEELE	F	45-49 yrs	24.0	25.1	24.7	26.7	26.8	25.6	25.1	23.4	31.9	64.9	87.4	91.9	97.6	98.3	93.8	94.3	97.2	97.4	95.7	96.9	97.1	99.3	93.2
10	MINNESOTA	STEELE	F	50-54 yrs	26.2	27.4	29.6	27.4	27.0	25.6	25.5	26.7	38.5	68.1	84.4	92.6	94.4	94.2	94.9	96.1	97.6	99.9	98.7	97.3	99.8	102.3	97.6
10	MINNESOTA	STEELE	F	55-59 yrs	30.0	32.8	30.3	30.5	31.0	30.3	30.6	31.5	39.7	66.3	89.2	91.4	94.6	96.0	97.1	93.2	95.3	95.8	97.5	97.3	98.3	98.9	95.4
10	MINNESOTA	STEELE	F	60-64 yrs	33.5	34.8	36.1	36.0	38.1	37.2	36.7	35.4	44.2	74.4	89.5	92.6	94.9	95.7	97.2	98.9	95.0	97.4	97.3	97.9	96.7	101.1	93.6
10	MINNESOTA	STEELE	F	65-69 yrs	41.6	41.3	42.9	42.7	41.3	41.9	44.7	46.9	57.4	81.6	91.3	92.5	95.1	98.5	96.9	98.0	99.9	100.6	100.1	98.2	101.1	101.3	100.9
10	MINNESOTA	STEELE	F	70-74 yrs	44.2	44.8	47.4	53.1	49.1	48.8	47.3	46.8	58.4	82.6	91.6	96.2	95.9	96.9	99.3	96.6	96.7	96.6	100.4	99.1	101.8	102.0	99.0
10	MINNESOTA	STEELE	F	75-79 yrs	48.0	51.7	51.5	52.4	55.4	54.7	53.4	55.0	62.1	86.7	96.6	96.4	95.3	96.7	97.2	96.2	97.7	97.9	97.3	101.5	99.5	100.5	99.0
10	MINNESOTA	STEELE	F	80-84 yrs	44.1	46.9	48.2	52.9	55.7	51.7	58.2	55.1	65.6	87.7	93.8	90.9	94.0	93.5	93.2	96.1	93.4	94.2	94.2	96.3	94.2	96.1	97.1
10	MINNESOTA	STEELE	F	85+ yrs	32.4	33.3	30.5	34.8	38.9	39.5	40.5	44.5	58.7	86.7	91.3	95.1	94.0	92.8	90.3	88.7	91.0	88.9	88.8	88.9	86.9	84.1	82.9
10	MINNESOTA	STEELE	M	00-04 yrs	9.9	11.2	14.0	15.3	15.1	13.6	12.6	15.3	23.1	62.6	95.9	100.6	103.9	104.6	101.9	100.8	104.5	101.4	103.2	102.3	98.0	98.4	97.2
10	MINNESOTA	STEELE	M	05-09 yrs	9.1	9.6	10.1	10.2	10.2	11.0	11.0	10.7	20.5	48.7	80.0	92.8	98.7	97.5	99.2	102.0	98.2	99.6	95.0	95.4	95.2	93.4	86.7
10	MINNESOTA	STEELE	M	10-14 yrs	11.8	10.3	10.7	12.0	11.0	9.6	9.4	11.0	19.0	44.3	78.0	89.3	94.8	98.3	97.8	95.8	96.5	97.0	96.8	95.1	90.8	88.6	85.3
10	MINNESOTA	STEELE	M	15-19 yrs	11.6	11.9	12.7	13.8	15.5	14.4	14.0	13.6	22.3	50.8	79.8	87.9	97.0	95.7	97.4	97.3	97.5	97.9	99.2	103.1	99.7	99.6	88.8
10	MINNESOTA	STEELE	M	20-24 yrs	12.4	12.4	12.0	12.4	13.0	12.3	12.9	13.5	24.9	58.3	97.9	113.5	112.4	106.9	100.7	96.9	95.9	95.2	91.7	97.9	100.0	98.0	78.1
10	MINNESOTA	STEELE	M	25-29 yrs	12.8	15.0	14.2	13.6	13.6	11.6	11.5	14.4	25.0	44.9	76.8	91.2	93.9	96.0	96.7	100.7	94.7	87.4	86.9	86.7	93.9	91.6	74.8
10	MINNESOTA	STEELE	M	30-34 yrs	12.9	13.9	15.2	15.2	14.5	16.0	14.8	15.2	25.7	49.1	80.3	86.6	91.9	93.1	92.7	91.4	92.8	91.3	88.9	90.8	96.2	96.9	83.3
10	MINNESOTA	STEELE	M	35-39 yrs	14.9	14.4	15.2	15.8	15.7	15.3	16.5	25.7	52.1	78.8	90.5	93.1	99.0	95.8	95.2	91.6	89.8	88.8	88.9	90.5	91.4	77.9	
10	MINNESOTA	STEELE	M	40-44 yrs	17.7	18.5	19.3	19.5	18.0	16.8	17.7	18.4	27.9	53.8	79.3	84.9	87.8	90.1	90.2	91.6	90.6	93.4	94.0	94.2	90.8	90.9	79.1
10	MINNESOTA	STEELE	M	45-49 yrs	21.6	20.6	21.6	20.2	21.7	22.5	20.8	22.4	31.2	53.7	76.5	84.8	90.4	92.5	91.9	91.5	89.2	89.8	92.1	92.0	92.2	95.1	85.4
10	MINNESOTA	STEELE	M	50-54 yrs	23.1	24.7	24.8	27.1	26.3	27.3	26.8	25.6	33.5	57.6	79.5	86.3	89.1	88.7	89.0	90.1	92.5	93.4	91.9	92.3	89.7	88.8	81.2
10	MINNESOTA	STEELE	M	55-59 yrs	30.4	30.8	28.1	29.2	29.4	28.4	29.8	32.2	41.4	64.8	83.2	87.3	91.5	90.9	91.3	90.8	91.8	92.3	94.1	91.3	90.5	93.2	85.7
10	MINNESOTA	STEELE	M	60-64 yrs	35.8	37.7	37.7	40.0	37.5	36.5	39.0	40.0	49.3	70.3	84.2	88.0	89.3	91.0	91.5	90.3	92.4	94.3	94.3	95.9	95.0	95.8	87.0
10	MINNESOTA	STEELE	M	65-69 yrs	46.7	49.2	48.2	47.8	46.2	45.2	47.1	47.1	56.7	79.0	91.3	91.2	95.9	94.4	95.4	95.9	92.1	91.9	92.2	93.3	93.5	94.5	93.1
10	MINNESOTA	STEELE	M	70-74 yrs	52.9	52.4	51.6	55.2	55.8	52.9	54.1	54.8	64.2	81.0	90.5	94.8	93.2	96.9	95.1	94.3	95.4	95.2	97.4	96.6	96.5	96.0	90.8
10	MINNESOTA	STEELE	M	75-79 yrs	55.4	57.5	57.1	58.2	62.9	64.0	62.5	62.4	72.5	96.1	97.5	96.1	96.7	96.8	98.5	95.2	95.9	95.7	98.5	99.0	100.0	100.4	95.6
10	MINNESOTA	STEELE	M	80-84 yrs	45.6	54.2	59.6	60.0	62.6	59.6	64.4	65.3	71.9	89.8	98.7	97.8	98.1	97.5	96.8	98.4	96.0	95.4	93.1	94.7	96.2	95.3	94.6
10	MINNESOTA	STEELE	M	85+ yrs	46.9	48.7	49.3	54.3	58.5	55.8	58.6	60.3	70.4	84.7	87.3	90.7	87.7	88.2	87.7	84.0	86.0	86.0	83.2	79.7	83.9	81.7	81.6

Percent coverage of REP Census (v. 2022) versus the US Census Decennial and Intercensal population estimates (Vintage 2022)

Co.	State	County	Sex	Age Group	2000	2001	2002	2003	2004	2005	2006	2007	2008	2009	2010	2011	2012	2013	2014	2015	2016	2017	2018	2019	2020	2021	2022
11	MINNESOTA	RICE	F	00-04 yrs	3.0	2.8	2.8	2.6	3.3	3.8	3.5	4.2	5.2	9.1	13.3	23.6	30.8	30.4	31.8	29.3	28.7	27.6	25.6	23.8	27.8	25.7	22.0
11	MINNESOTA	RICE	F	05-09 yrs	2.9	2.3	2.2	2.0	2.1	2.3	2.7	2.6	4.6	7.2	10.9	19.7	24.0	26.8	28.3	30.6	29.2	27.6	25.5	23.6	28.9	30.9	22.1
11	MINNESOTA	RICE	F	10-14 yrs	3.1	3.0	3.2	3.7	3.3	3.3	3.1	2.7	4.4	8.2	11.3	17.7	23.7	27.9	25.6	25.7	26.9	24.8	23.7	24.8	32.2	30.7	22.3
11	MINNESOTA	RICE	F	15-19 yrs	2.7	3.0	3.2	3.6	3.5	3.8	4.0	4.0	5.0	8.6	11.2	14.8	17.9	19.1	18.9	20.0	20.1	20.1	19.4	20.2	27.1	26.2	18.5
11	MINNESOTA	RICE	F	20-24 yrs	3.8	3.3	3.5	3.8	4.8	4.4	4.6	4.3	6.1	9.6	14.0	18.5	21.2	21.1	20.1	20.5	18.7	18.8	19.1	20.4	27.4	27.3	18.0
11	MINNESOTA	RICE	F	25-29 yrs	7.4	7.4	7.2	7.1	6.7	8.4	8.0	9.5	11.7	17.8	23.0	34.8	40.9	43.2	44.9	47.5	44.9	41.1	37.9	34.5	41.9	42.7	31.2
11	MINNESOTA	RICE	F	30-34 yrs	6.1	7.8	9.1	8.2	8.1	8.8	9.4	9.1	12.7	18.0	22.8	30.8	38.1	40.2	42.3	39.1	38.0	40.3	39.0	39.9	46.3	46.1	33.9
11	MINNESOTA	RICE	F	35-39 yrs	9.3	9.7	10.0	11.4	13.1	10.4	7.9	8.7	11.7	20.2	23.6	31.5	35.3	37.2	37.1	38.7	35.8	35.5	34.9	36.0	42.3	42.5	32.1
11	MINNESOTA	RICE	F	40-44 yrs	12.9	14.7	15.3	17.6	16.5	14.9	10.6	8.8	13.1	21.4	24.7	27.1	32.8	34.2	35.1	36.4	36.2	33.6	32.3	34.4	41.9	41.8	31.8
11	MINNESOTA	RICE	F	45-49 yrs	15.2	16.3	17.3	17.7	18.5	16.0	9.9	8.9	13.5	20.8	23.4	27.3	29.1	32.4	33.1	32.2	31.5	31.4	31.0	33.0	40.7	43.7	32.2
11	MINNESOTA	RICE	F	50-54 yrs	20.0	19.3	19.0	18.8	17.5	16.9	12.0	11.4	15.8	23.1	25.3	28.4	32.0	34.6	33.4	33.2	33.7	31.5	31.7	31.3	39.1	38.1	29.5
11	MINNESOTA	RICE	F	55-59 yrs	19.8	22.0	22.8	24.0	23.0	19.9	13.7	12.3	17.3	23.6	26.1	29.3	32.1	33.4	34.9	33.4	33.3	31.9	30.2	29.4	36.1	37.8	29.5
11	MINNESOTA	RICE	F	60-64 yrs	24.4	21.7	20.1	21.2	20.9	21.6	16.4	15.9	21.6	28.0	31.3	33.6	33.0	33.8	33.7	34.5	34.0	34.6	33.1	32.3	36.1	37.4	27.7
11	MINNESOTA	RICE	F	65-69 yrs	28.6	30.8	32.2	31.2	29.8	28.8	20.6	19.2	24.0	29.3	31.6	35.5	39.0	41.7	41.4	38.9	37.2	35.1	33.6	32.7	36.3	36.0	31.9
11	MINNESOTA	RICE	F	70-74 yrs	29.8	31.9	31.3	28.3	30.7	29.0	26.1	26.7	32.8	35.5	40.5	41.6	42.6	42.6	41.1	42.4	41.8	42.3	41.1	38.8	41.4	42.4	34.6
11	MINNESOTA	RICE	F	75-79 yrs	34.2	32.7	31.2	33.0	30.8	30.5	28.8	27.3	30.3	39.7	38.2	45.1	48.3	47.1	49.2	49.2	47.8	43.3	41.4	41.9	44.6	46.7	43.0
11	MINNESOTA	RICE	F	80-84 yrs	24.5	25.6	28.2	25.4	26.1	27.0	24.3	21.1	24.0	30.5	35.3	38.4	42.7	43.1	45.4	44.5	45.2	46.0	43.3	38.7	42.0	43.5	41.6
11	MINNESOTA	RICE	F	85+ yrs	13.7	13.8	15.8	15.2	17.7	17.8	17.0	17.5	19.9	24.6	26.7	30.9	32.7	32.9	34.2	38.9	39.4	39.1	35.6	31.9	31.8	35.3	34.7
11	MINNESOTA	RICE	M	00-04 yrs	2.7	2.8	2.9	3.2	3.1	3.3	4.0	4.5	6.2	11.5	14.9	23.9	29.5	31.4	32.3	33.3	30.8	29.3	28.2	25.4	27.6	26.1	21.1
11	MINNESOTA	RICE	M	05-09 yrs	2.5	2.5	3.0	2.7	3.2	3.1	3.2	3.4	5.4	8.2	12.2	20.3	24.8	28.7	28.8	30.5	28.9	28.2	26.7	25.4	31.8	32.1	23.2
11	MINNESOTA	RICE	M	10-14 yrs	3.5	3.1	3.6	4.0	3.8	3.4	3.0	3.6	5.3	8.7	11.9	17.4	22.3	24.6	27.5	27.7	28.3	27.2	26.2	25.5	29.8	30.1	20.5
11	MINNESOTA	RICE	M	15-19 yrs	2.8	2.8	3.2	3.9	3.7	3.9	3.9	3.7	5.5	8.1	10.1	13.6	17.1	18.3	18.3	19.4	19.0	18.3	18.4	19.6	25.2	25.3	17.0
11	MINNESOTA	RICE	M	20-24 yrs	2.0	2.2	2.2	2.4	2.8	2.6	2.5	2.8	4.1	6.4	8.8	11.1	12.9	13.7	13.5	12.9	11.0	11.7	12.0	13.7	20.5	20.2	12.3
11	MINNESOTA	RICE	M	25-29 yrs	4.3	4.3	4.3	4.3	4.0	4.1	3.8	3.4	6.0	8.7	11.6	16.2	20.4	22.1	21.2	21.1	19.7	19.1	17.3	18.5	29.0	29.1	16.6
11	MINNESOTA	RICE	M	30-34 yrs	4.3	3.8	4.7	4.8	4.8	3.7	4.2	4.4	6.9	10.3	13.3	17.5	21.5	22.0	21.2	19.3	19.4	19.1	20.2	20.3	29.8	29.4	16.8
11	MINNESOTA	RICE	M	35-39 yrs	5.2	5.1	4.9	5.1	5.7	5.2	4.5	5.2	7.2	10.7	14.4	16.7	20.2	20.8	22.1	22.9	21.7	20.9	20.6	22.0	29.2	29.2	18.3
11	MINNESOTA	RICE	M	40-44 yrs	6.0	5.9	6.0	5.7	5.7	6.4	5.9	5.2	8.6	12.4	14.5	17.8	20.8	22.6	22.4	22.0	21.9	20.1	19.0	21.6	28.7	28.4	18.7
11	MINNESOTA	RICE	M	45-49 yrs	7.9	7.9	7.6	7.1	6.7	6.8	7.8	7.8	10.0	13.9	18.6	21.7	23.4	24.3	23.0	23.8	22.0	21.4	21.4	21.4	28.9	28.6	19.4
11	MINNESOTA	RICE	M	50-54 yrs	9.9	9.2	8.9	9.2	8.6	9.1	9.2	9.4	12.0	16.8	18.8	21.4	24.7	25.7	26.4	27.1	26.8	26.7	25.3	26.1	29.5	30.4	21.7
11	MINNESOTA	RICE	M	55-59 yrs	12.6	11.7	12.3	11.2	10.6	10.3	10.2	10.9	13.5	17.3	20.4	23.8	27.0	28.5	28.7	27.6	27.6	25.4	25.4	26.6	31.1	33.0	25.2
11	MINNESOTA	RICE	M	60-64 yrs	18.9	18.9	17.2	16.1	16.2	16.7	16.8	14.8	16.9	21.9	23.2	25.8	28.0	30.9	30.5	31.5	33.1	33.0	30.6	28.5	32.7	33.2	25.4
11	MINNESOTA	RICE	M	65-69 yrs	21.6	22.1	22.5	21.7	20.9	20.3	22.6	22.6	24.6	29.5	31.1	33.0	34.0	33.3	35.0	34.8	34.0	33.0	31.6	30.0	33.0	34.7	28.5
11	MINNESOTA	RICE	M	70-74 yrs	27.9	29.0	28.1	29.5	27.7	28.1	25.6	25.5	28.7	33.4	35.9	40.7	43.5	45.0	44.7	44.1	42.5	39.4	35.8	34.2	35.6	37.2	34.1
11	MINNESOTA	RICE	M	75-79 yrs	28.4	25.6	25.7	28.0	31.2	34.5	32.6	31.8	38.1	40.4	43.2	44.6	48.7	48.4	48.4	47.5	48.2	48.7	47.4	45.3	44.2	44.4	37.2
11	MINNESOTA	RICE	M	80-84 yrs	26.5	27.6	34.3	30.9	28.3	26.7	26.3	29.7	33.7	42.5	43.5	47.2	44.5	50.2	53.2	55.1	47.7	47.9	43.4	43.5	43.2	48.0	45.2
11	MINNESOTA	RICE	M	85+ yrs	21.3	20.5	20.2	22.7	23.9	24.8	24.3	28.4	31.9	33.1	36.8	44.0	51.9	47.4	45.7	47.6	53.4	50.5	48.1	46.3	49.1	49.2	44.7

Percent coverage of REP Census (v. 2022) versus the US Census Decennial and Intercensal population estimates (Vintage 2022)

Co.	State	County	Sex	Age Group	2000	2001	2002	2003	2004	2005	2006	2007	2008	2009	2010	2011	2012	2013	2014	2015	2016	2017	2018	2019	2020	2021	2022
12	MINNESOTA	BLUE EARTH	F	00-04 yrs	2.2	2.0	2.2	2.2	2.4	2.4	3.3	3.4	15.3	52.9	60.7	63.4	64.4	67.5	68.8	67.6	69.2	69.8	69.6	69.7	70.1	70.6	63.2
12	MINNESOTA	BLUE EARTH	F	05-09 yrs	1.7	1.7	2.4	2.2	1.8	2.2	2.3	2.5	17.9	34.6	39.5	43.8	47.7	49.3	53.0	53.4	54.1	55.3	54.9	54.8	54.2	57.3	50.5
12	MINNESOTA	BLUE EARTH	F	10-14 yrs	1.4	1.9	1.9	2.1	1.9	1.9	2.1	2.9	21.0	36.6	41.5	41.8	43.7	43.8	43.3	45.8	50.6	51.7	52.7	52.4	57.9	58.6	49.6
12	MINNESOTA	BLUE EARTH	F	15-19 yrs	2.0	2.2	2.4	2.2	1.9	2.2	2.3	2.9	18.1	30.3	30.8	31.3	32.5	36.5	37.3	36.3	36.2	39.6	39.9	40.0	46.9	46.4	36.3
12	MINNESOTA	BLUE EARTH	F	20-24 yrs	2.3	2.3	2.5	2.8	2.7	2.3	2.6	2.6	16.8	29.2	33.5	33.1	32.5	33.9	34.4	34.2	33.3	34.4	35.0	37.5	43.7	45.6	35.6
12	MINNESOTA	BLUE EARTH	F	25-29 yrs	4.6	5.1	5.0	4.7	4.6	5.1	5.0	5.4	35.7	55.2	66.3	68.6	70.6	72.2	77.2	81.8	82.6	79.3	75.6	75.7	81.5	84.8	68.4
12	MINNESOTA	BLUE EARTH	F	30-34 yrs	6.0	5.0	5.0	4.9	5.0	5.6	6.1	5.6	30.5	51.7	64.2	67.5	69.2	71.3	74.7	79.4	81.2	81.6	78.1	80.3	87.0	87.6	72.6
12	MINNESOTA	BLUE EARTH	F	35-39 yrs	5.2	5.4	6.0	5.6	6.2	5.7	6.7	7.3	32.6	52.4	59.2	59.4	59.6	65.0	68.7	71.4	75.8	74.5	73.6	75.8	80.8	79.0	67.0
12	MINNESOTA	BLUE EARTH	F	40-44 yrs	6.3	6.1	5.8	5.8	6.6	7.4	7.0	8.4	31.5	47.7	56.9	56.4	62.5	64.1	65.4	66.3	70.8	66.6	64.5	66.3	73.5	75.6	62.5
12	MINNESOTA	BLUE EARTH	F	45-49 yrs	7.5	6.9	7.0	7.5	8.6	7.6	8.5	8.4	31.7	47.2	54.2	57.1	59.3	59.4	62.9	67.7	68.4	70.0	66.3	66.4	69.2	71.3	58.4
12	MINNESOTA	BLUE EARTH	F	50-54 yrs	10.8	9.3	9.1	8.6	9.0	9.1	8.3	9.1	33.2	51.0	55.6	57.5	60.1	62.7	65.1	65.0	67.6	67.9	64.6	67.7	75.2	75.0	65.8
12	MINNESOTA	BLUE EARTH	F	55-59 yrs	13.0	13.1	12.3	11.8	10.6	10.0	11.3	11.6	34.0	48.6	55.5	57.0	57.6	60.4	64.5	68.9	69.3	69.0	67.8	66.4	70.3	72.8	61.8
12	MINNESOTA	BLUE EARTH	F	60-64 yrs	13.9	15.7	14.0	13.9	14.9	15.2	12.9	13.3	39.6	52.8	58.0	58.0	58.3	60.5	62.7	66.5	71.2	67.9	67.0	66.9	72.0	74.2	66.3
12	MINNESOTA	BLUE EARTH	F	65-69 yrs	16.5	16.1	13.8	15.0	17.2	17.9	19.6	20.3	45.4	61.0	64.9	64.9	66.6	68.8	71.6	72.2	75.9	74.2	67.9	67.8	73.7	76.8	69.3
12	MINNESOTA	BLUE EARTH	F	70-74 yrs	20.7	18.7	18.4	19.0	19.0	17.6	18.6	19.3	47.6	63.0	68.2	69.5	68.8	70.9	75.1	78.9	80.4	79.1	77.7	75.1	77.5	80.3	74.0
12	MINNESOTA	BLUE EARTH	F	75-79 yrs	19.3	18.3	17.6	17.9	17.9	21.7	19.0	19.9	49.5	66.7	70.3	75.0	75.5	74.1	79.0	79.6	78.9	77.6	77.3	76.9	84.5	85.5	80.7
12	MINNESOTA	BLUE EARTH	F	80-84 yrs	17.9	18.1	16.7	17.7	17.7	16.6	16.6	18.3	51.2	68.8	75.0	74.7	75.7	77.5	76.9	78.2	80.4	82.3	75.9	76.2	80.6	85.1	76.3
12	MINNESOTA	BLUE EARTH	F	85+ yrs	10.7	9.4	10.3	9.3	11.5	12.6	11.5	11.1	49.0	72.9	75.6	78.6	78.4	79.5	78.8	78.2	75.2	75.3	75.1	72.7	74.1	74.2	67.9
12	MINNESOTA	BLUE EARTH	M	00-04 yrs	2.2	2.3	2.3	2.7	2.3	2.8	3.8	3.8	16.4	55.9	64.1	68.4	68.7	69.4	71.9	72.1	72.8	71.4	72.1	73.9	71.9	72.4	61.6
12	MINNESOTA	BLUE EARTH	M	05-09 yrs	1.9	2.2	2.8	2.8	2.3	2.4	3.3	3.9	21.1	39.5	46.0	46.0	49.4	53.4	54.6	56.6	57.7	58.5	59.2	59.1	60.8	58.1	50.4
12	MINNESOTA	BLUE EARTH	M	10-14 yrs	1.8	1.9	2.0	2.6	2.3	2.2	2.8	3.5	19.8	36.3	42.4	44.9	46.7	47.3	48.2	48.2	52.2	54.0	57.0	55.8	58.1	56.5	46.6
12	MINNESOTA	BLUE EARTH	M	15-19 yrs	2.0	1.6	1.5	1.5	1.5	1.5	2.0	2.3	14.4	25.2	30.7	30.4	32.7	34.8	34.5	34.0	35.4	39.3	39.0	38.8	45.8	44.2	33.1
12	MINNESOTA	BLUE EARTH	M	20-24 yrs	1.6	1.5	1.4	1.3	1.5	1.7	1.8	1.8	10.6	20.3	24.0	23.7	25.0	24.8	25.9	26.4	25.6	26.3	28.6	31.6	36.5	37.8	25.7
12	MINNESOTA	BLUE EARTH	M	25-29 yrs	2.6	2.6	2.3	2.5	2.4	2.7	3.2	3.1	18.2	34.7	42.0	45.0	43.9	44.7	43.1	44.1	46.5	47.1	45.8	49.5	57.7	59.5	43.6
12	MINNESOTA	BLUE EARTH	M	30-34 yrs	2.8	2.9	3.2	3.3	3.2	3.3	3.4	3.6	20.5	37.1	46.7	50.7	52.5	52.3	54.5	56.6	55.2	56.0	56.3	56.4	65.0	68.1	54.4
12	MINNESOTA	BLUE EARTH	M	35-39 yrs	4.0	4.2	4.2	4.3	3.9	3.2	3.7	4.0	22.2	38.3	48.0	51.5	54.1	56.0	55.7	56.8	58.5	58.8	58.9	60.5	66.1	64.1	50.6
12	MINNESOTA	BLUE EARTH	M	40-44 yrs	4.1	4.4	4.4	5.0	4.8	4.5	4.7	5.3	22.9	39.9	47.4	49.1	49.9	52.3	51.8	55.6	58.1	60.3	59.6	61.9	66.9	66.4	53.5
12	MINNESOTA	BLUE EARTH	M	45-49 yrs	6.5	5.7	5.8	5.3	5.2	5.5	5.5	6.9	24.1	38.8	47.0	51.0	52.7	54.7	55.2	54.5	56.6	57.8	57.8	56.7	63.8	63.3	53.5
12	MINNESOTA	BLUE EARTH	M	50-54 yrs	8.5	8.7	8.9	7.9	7.3	6.6	6.4	7.4	27.3	41.2	48.7	52.0	56.3	55.7	56.0	57.6	59.7	58.1	58.3	59.8	61.3	62.4	51.8
12	MINNESOTA	BLUE EARTH	M	55-59 yrs	13.1	13.5	11.4	10.1	9.2	9.1	10.1	11.1	31.9	47.3	53.7	55.2	56.6	58.2	60.4	61.1	60.9	63.2	62.2	62.8	65.5	67.9	54.7
12	MINNESOTA	BLUE EARTH	M	60-64 yrs	13.3	13.5	12.8	13.0	12.8	12.1	12.5	12.7	33.7	50.4	59.1	60.9	60.8	63.4	63.3	64.9	65.9	66.2	67.3	68.2	69.8	70.2	60.2
12	MINNESOTA	BLUE EARTH	M	65-69 yrs	24.7	23.1	20.3	18.8	18.6	18.3	20.2	21.0	44.3	58.1	63.9	64.4	66.8	65.9	66.8	68.4	70.8	72.3	70.1	69.2	72.0	73.7	69.5
12	MINNESOTA	BLUE EARTH	M	70-74 yrs	29.4	25.8	26.3	23.5	25.1	25.8	24.2	26.6	49.7	65.3	65.1	67.7	68.0	70.5	75.1	76.4	79.3	79.4	74.1	71.9	76.2	77.6	71.9
12	MINNESOTA	BLUE EARTH	M	75-79 yrs	32.6	31.2	29.3	29.2	29.3	28.5	29.2	28.4	52.8	67.7	73.5	76.7	76.0	78.2	81.2	78.5	80.7	80.2	83.3	86.0	87.1	88.0	80.9
12	MINNESOTA	BLUE EARTH	M	80-84 yrs	24.1	24.8	22.4	23.6	22.7	26.8	25.8	28.9	61.9	70.8	78.4	81.2	79.9	84.8	82.7	83.8	84.4	82.1	81.0	83.8	85.3	86.2	78.2
12	MINNESOTA	BLUE EARTH	M	85+ yrs	16.6	13.7	13.8	15.4	18.0	18.7	21.5	25.3	63.5	84.0	82.8	80.5	85.6	82.0	81.0	82.7	82.7	81.6	79.3	79.0	86.6	87.8	78.3

Percent coverage of REP Census (v. 2022) versus the US Census Decennial and Intercensal population estimates (Vintage 2022)

Co.	State	County	Sex	Age Group	2000	2001	2002	2003	2004	2005	2006	2007	2008	2009	2010	2011	2012	2013	2014	2015	2016	2017	2018	2019	2020	2021	2022
13	MINNESOTA	WASECA	F	00-04 yrs	6.4	5.8	7.2	8.4	8.3	8.1	9.5	10.6	36.3	83.3	92.2	100.9	99.8	98.8	94.4	102.0	94.4	96.9	96.0	95.2	91.8	85.9	83.0
13	MINNESOTA	WASECA	F	05-09 yrs	6.4	7.1	4.9	5.0	4.6	5.6	6.7	8.6	37.2	63.0	81.0	86.6	96.6	96.5	93.4	93.1	93.3	89.6	85.1	85.9	90.3	91.3	81.2
13	MINNESOTA	WASECA	F	10-14 yrs	6.8	6.6	6.6	4.5	5.6	5.4	3.7	4.5	32.5	58.4	76.0	81.1	89.8	91.7	91.2	88.9	87.8	91.2	88.5	89.7	84.9	85.7	75.6
13	MINNESOTA	WASECA	F	15-19 yrs	7.2	7.5	11.1	11.0	11.1	12.9	10.3	9.2	54.0	88.9	99.8	104.3	108.3	108.7	97.6	98.6	95.9	95.3	97.6	97.8	96.2	96.7	93.8
13	MINNESOTA	WASECA	F	20-24 yrs	12.6	10.7	11.4	14.2	12.8	12.8	13.2	13.4	54.0	99.0	106.1	111.8	110.6	106.7	100.6	100.6	99.6	94.6	92.1	88.9	87.0	86.2	79.6
13	MINNESOTA	WASECA	F	25-29 yrs	11.2	13.0	13.8	11.8	14.6	14.5	13.0	12.2	47.2	78.7	81.9	85.9	84.8	85.8	87.6	84.7	86.6	96.4	91.0	86.7	89.6	85.9	71.2
13	MINNESOTA	WASECA	F	30-34 yrs	10.3	11.0	9.2	9.5	9.7	11.6	12.5	11.6	36.5	72.2	75.8	82.6	83.5	82.0	80.3	80.8	85.9	84.8	86.9	87.0	90.0	90.3	82.6
13	MINNESOTA	WASECA	F	35-39 yrs	10.6	12.0	10.9	12.9	15.0	13.1	12.2	11.5	38.4	70.4	78.8	80.2	79.9	83.3	84.9	84.9	87.3	85.3	86.9	85.4	89.8	95.1	88.2
13	MINNESOTA	WASECA	F	40-44 yrs	16.1	13.3	13.1	14.4	13.4	14.0	13.6	12.9	43.0	72.1	80.4	84.9	87.9	91.2	92.4	83.3	83.7	85.2	85.8	86.6	89.0	89.1	84.8
13	MINNESOTA	WASECA	F	45-49 yrs	17.2	17.2	15.8	18.2	18.2	18.7	17.1	15.6	44.4	74.4	87.8	92.2	92.8	89.3	87.9	88.8	86.2	88.4	89.4	89.0	87.7	86.7	80.9
13	MINNESOTA	WASECA	F	50-54 yrs	20.6	20.0	20.0	21.7	21.8	20.0	17.4	18.2	58.0	78.8	86.0	92.8	100.1	102.0	98.8	95.8	98.6	99.0	94.5	92.2	91.7	90.1	84.1
13	MINNESOTA	WASECA	F	55-59 yrs	27.9	26.9	28.1	24.1	24.7	22.8	24.0	24.0	54.0	82.0	89.7	88.3	92.0	100.3	99.7	98.9	99.0	102.8	99.0	96.9	95.0	96.2	88.0
13	MINNESOTA	WASECA	F	60-64 yrs	34.3	33.2	28.7	30.8	28.8	28.5	24.5	25.6	61.3	81.2	88.7	95.1	95.3	93.3	94.5	96.2	100.3	96.1	96.8	97.2	98.8	96.9	94.9
13	MINNESOTA	WASECA	F	65-69 yrs	35.7	38.7	37.1	37.1	37.4	34.4	34.8	33.7	71.2	91.4	95.8	96.1	99.8	99.5	102.3	100.0	101.0	98.2	93.0	93.3	94.6	95.5	89.3
13	MINNESOTA	WASECA	F	70-74 yrs	37.6	41.3	39.8	41.8	39.5	37.5	37.4	40.8	74.4	94.1	101.2	103.9	100.0	104.4	103.5	101.5	95.9	99.2	98.1	99.2	100.0	100.2	98.7
13	MINNESOTA	WASECA	F	75-79 yrs	42.2	41.2	44.7	42.1	47.5	49.0	45.4	42.2	74.5	91.0	103.8	110.4	115.6	107.2	105.0	104.2	100.7	100.7	102.3	98.7	98.6	96.6	96.4
13	MINNESOTA	WASECA	F	80-84 yrs	39.6	33.8	35.6	40.0	42.7	39.5	41.9	46.3	76.6	96.5	98.0	97.9	95.1	99.6	100.4	108.7	107.7	106.1	104.1	103.6	105.5	108.0	102.2
13	MINNESOTA	WASECA	F	85+ yrs	22.9	22.7	27.8	30.1	33.5	33.4	26.8	28.8	69.3	102.7	98.8	97.6	103.6	96.3	96.2	96.2	98.0	99.7	97.0	89.1	96.0	95.5	94.0
13	MINNESOTA	WASECA	M	00-04 yrs	7.7	7.2	7.9	8.3	8.9	9.3	10.6	10.5	30.5	80.9	95.9	101.1	101.6	103.3	105.5	103.0	101.1	99.5	97.9	94.4	93.8	87.9	79.0
13	MINNESOTA	WASECA	M	05-09 yrs	7.9	7.6	8.2	7.9	8.8	7.5	7.7	9.6	39.2	62.9	83.4	87.2	93.5	97.6	96.9	93.0	91.1	92.4	94.2	93.5	87.9	81.8	74.1
13	MINNESOTA	WASECA	M	10-14 yrs	6.7	8.1	6.7	7.1	7.5	8.8	7.4	9.4	36.2	61.0	76.1	87.5	96.7	98.8	94.8	92.4	91.0	87.4	89.2	86.8	84.5	85.6	75.4
13	MINNESOTA	WASECA	M	15-19 yrs	8.6	9.6	10.0	9.0	9.6	8.8	9.6	9.7	45.0	75.2	88.6	95.3	100.7	101.1	100.7	99.5	102.7	98.5	96.5	94.0	96.2	93.8	86.6
13	MINNESOTA	WASECA	M	20-24 yrs	9.6	9.8	8.6	7.9	7.5	7.6	7.7	7.9	33.9	69.9	94.7	102.4	107.1	107.5	95.8	100.9	94.3	93.4	87.8	95.2	96.3	86.4	67.6
13	MINNESOTA	WASECA	M	25-29 yrs	5.4	5.8	7.3	8.4	7.3	8.8	8.7	7.4	34.7	73.2	87.3	96.4	92.7	92.0	95.9	95.0	92.7	93.2	84.6	77.6	86.4	82.5	66.1
13	MINNESOTA	WASECA	M	30-34 yrs	6.5	8.1	7.9	8.5	7.4	9.0	9.3	12.3	38.0	66.6	83.4	85.7	89.7	94.4	93.6	95.7	90.9	88.9	94.6	89.4	84.5	90.9	72.4
13	MINNESOTA	WASECA	M	35-39 yrs	8.3	8.6	9.5	9.1	9.4	10.3	9.2	9.0	35.1	62.5	75.7	86.9	90.7	86.8	92.2	91.7	93.6	91.8	91.8	90.6	89.9	86.0	73.1
13	MINNESOTA	WASECA	M	40-44 yrs	9.5	9.8	10.6	12.5	13.2	13.1	13.0	15.9	45.0	66.7	80.2	84.8	84.2	83.7	83.2	84.9	87.9	90.5	85.2	88.3	86.8	84.9	75.0
13	MINNESOTA	WASECA	M	45-49 yrs	12.7	12.7	13.5	13.0	13.2	15.2	16.2	16.1	47.4	68.4	83.4	88.4	93.2	87.8	88.5	89.9	87.8	81.5	79.2	81.1	80.7	87.1	76.4
13	MINNESOTA	WASECA	M	50-54 yrs	15.4	17.5	16.8	15.1	16.7	18.6	17.7	19.7	46.4	67.6	78.7	87.6	90.3	93.3	95.7	94.5	92.5	91.6	91.6	85.6	83.6	87.8	74.4
13	MINNESOTA	WASECA	M	55-59 yrs	22.7	21.5	21.2	22.6	21.7	22.6	24.0	23.6	56.8	75.6	84.1	88.7	92.7	93.0	95.2	91.8	90.8	90.1	91.5	91.9	89.4	88.2	83.7
13	MINNESOTA	WASECA	M	60-64 yrs	32.7	30.3	30.1	29.6	27.9	26.6	27.5	28.1	58.3	77.4	84.4	90.5	92.3	92.2	91.8	93.2	92.1	93.8	91.6	92.0	90.6	88.9	81.9
13	MINNESOTA	WASECA	M	65-69 yrs	42.3	44.8	42.2	40.8	39.2	37.5	38.1	41.3	73.9	91.3	96.4	98.7	92.3	94.4	98.1	92.8	93.9	92.1	92.3	91.9	92.1	94.1	88.9
13	MINNESOTA	WASECA	M	70-74 yrs	45.3	48.1	48.4	52.2	52.8	48.6	47.7	45.7	77.8	98.8	102.6	99.6	100.4	102.7	102.9	98.5	98.6	92.2	93.8	93.5	92.6	93.0	88.8
13	MINNESOTA	WASECA	M	75-79 yrs	54.6	56.7	58.0	54.0	47.7	55.8	57.5	58.4	76.9	95.0	100.9	106.2	106.5	105.4	104.0	103.1	101.3	103.4	98.0	95.0	100.4	99.6	90.9
13	MINNESOTA	WASECA	M	80-84 yrs	46.7	44.9	46.2	48.4	55.4	50.2	55.4	58.2	86.3	94.6	96.7	96.9	94.8	94.9	100.6	103.9	98.1	100.6	105.9	92.7	96.6	96.1	104.6
13	MINNESOTA	WASECA	M	85+ yrs	36.6	46.4	40.9	39.9	47.3	52.6	51.7	54.8	86.0	107.1	99.5	104.2	104.2	98.0	92.7	91.1	91.5	90.3	85.8	89.5	98.2	97.7	86.1

Percent coverage of REP Census (v. 2022) versus the US Census Decennial and Intercensal population estimates (Vintage 2022)

Co.	State	County	Sex	Age Group	2000	2001	2002	2003	2004	2005	2006	2007	2008	2009	2010	2011	2012	2013	2014	2015	2016	2017	2018	2019	2020	2021	2022
14	MINNESOTA	FARIBAULT	F	00-04 yrs	6.4	7.3	10.5	9.4	8.0	8.2	6.4	5.5	13.0	24.8	44.5	58.9	72.5	70.9	66.9	67.5	59.9	60.4	58.7	59.6	57.3	55.9	48.7
14	MINNESOTA	FARIBAULT	F	05-09 yrs	6.4	4.4	5.0	7.1	6.2	6.8	6.6	5.9	13.2	20.1	42.6	54.6	66.4	67.5	60.7	63.5	67.0	58.7	48.2	47.7	53.5	50.0	41.9
14	MINNESOTA	FARIBAULT	F	10-14 yrs	5.3	5.0	5.8	6.9	7.6	5.6	6.3	5.9	11.1	17.7	46.1	61.3	63.8	67.2	68.1	64.7	64.1	59.1	50.8	49.4	51.9	50.2	45.2
14	MINNESOTA	FARIBAULT	F	15-19 yrs	9.4	8.2	6.6	6.3	6.5	8.6	9.9	12.0	18.7	32.5	63.8	71.4	77.5	81.3	76.2	74.8	76.2	73.6	60.6	63.5	63.6	71.4	54.0
14	MINNESOTA	FARIBAULT	F	20-24 yrs	14.9	12.4	11.3	11.5	10.3	12.5	11.6	13.4	29.1	47.9	83.4	109.3	108.5	102.2	100.6	93.4	87.5	83.6	76.8	76.8	79.0	76.5	59.5
14	MINNESOTA	FARIBAULT	F	25-29 yrs	10.4	13.1	12.0	11.1	9.3	9.4	13.0	13.1	28.5	46.3	68.4	83.4	106.9	103.0	104.1	107.5	113.8	97.1	90.9	77.8	74.0	75.0	67.2
14	MINNESOTA	FARIBAULT	F	30-34 yrs	15.0	10.5	9.9	10.9	11.3	13.0	12.3	8.6	24.1	37.8	66.8	73.7	84.7	82.4	85.0	91.4	93.2	93.5	79.7	75.5	78.6	80.8	69.6
14	MINNESOTA	FARIBAULT	F	35-39 yrs	8.7	10.3	12.2	12.9	13.4	12.0	14.6	15.8	24.3	38.2	66.7	77.2	87.6	84.9	84.2	83.9	81.1	78.7	67.4	62.5	67.6	69.6	62.3
14	MINNESOTA	FARIBAULT	F	40-44 yrs	11.9	11.7	10.5	10.7	12.1	12.3	11.5	14.0	24.4	43.7	65.2	71.2	82.0	85.3	87.7	91.4	86.7	82.5	68.6	63.8	69.5	65.7	54.4
14	MINNESOTA	FARIBAULT	F	45-49 yrs	14.3	13.7	14.2	12.7	12.3	14.7	14.9	12.5	20.7	34.8	61.5	78.1	83.1	83.7	87.8	92.5	88.4	86.2	73.7	69.0	63.7	67.7	60.8
14	MINNESOTA	FARIBAULT	F	50-54 yrs	18.7	16.2	19.3	18.0	15.4	15.4	16.4	17.6	24.6	33.0	62.6	74.1	81.0	86.8	86.9	88.9	90.4	81.5	68.3	67.0	71.6	65.5	57.9
14	MINNESOTA	FARIBAULT	F	55-59 yrs	21.4	22.1	18.8	19.0	18.8	19.0	19.5	18.7	27.3	39.3	64.2	80.1	81.3	81.4	82.5	84.0	84.2	80.8	73.4	71.3	70.0	72.0	63.4
14	MINNESOTA	FARIBAULT	F	60-64 yrs	28.3	24.9	25.7	24.1	27.7	24.0	21.9	19.3	30.2	38.1	64.5	81.3	87.8	89.4	87.6	86.4	88.8	82.8	70.1	61.9	64.6	65.8	60.1
14	MINNESOTA	FARIBAULT	F	65-69 yrs	32.5	32.1	30.0	28.6	27.3	27.1	29.0	31.2	36.2	45.5	67.8	86.2	90.9	89.6	93.3	90.1	91.6	89.5	72.5	67.2	67.5	68.9	64.2
14	MINNESOTA	FARIBAULT	F	70-74 yrs	36.1	30.9	30.6	33.0	33.1	35.6	36.9	37.1	45.6	53.2	79.1	91.3	97.7	94.2	90.6	93.2	94.5	92.9	79.3	71.2	72.3	72.7	69.5
14	MINNESOTA	FARIBAULT	F	75-79 yrs	35.5	36.4	29.7	31.8	35.1	35.7	35.5	37.1	46.4	56.8	81.1	86.3	91.0	98.4	101.0	98.4	99.0	93.9	80.3	75.2	75.4	79.0	69.0
14	MINNESOTA	FARIBAULT	F	80-84 yrs	29.1	27.2	26.1	26.6	30.2	27.1	34.2	33.3	39.0	52.8	78.2	87.1	88.8	89.3	91.5	89.3	89.7	87.0	76.4	75.7	82.2	79.6	70.0
14	MINNESOTA	FARIBAULT	F	85+ yrs	22.1	17.3	18.5	19.2	22.1	25.7	21.5	22.3	26.9	36.9	65.9	84.1	87.7	86.7	85.9	83.7	83.3	75.3	62.1	58.5	60.6	62.7	60.6
14	MINNESOTA	FARIBAULT	M	00-04 yrs	8.3	8.1	5.9	6.6	5.9	6.9	8.2	8.6	13.6	28.8	47.0	67.8	69.7	72.9	71.1	68.4	70.4	69.3	66.0	61.2	55.3	55.4	53.6
14	MINNESOTA	FARIBAULT	M	05-09 yrs	6.4	7.1	8.3	9.2	6.0	6.2	4.7	6.2	9.4	18.9	43.1	55.8	66.7	70.8	70.0	69.2	69.2	61.2	55.9	52.6	56.5	56.1	46.5
14	MINNESOTA	FARIBAULT	M	10-14 yrs	7.0	5.5	7.0	5.7	5.1	5.7	6.9	6.8	12.3	20.7	45.4	62.9	73.4	73.2	71.0	70.0	70.0	64.4	56.1	50.1	50.4	50.1	39.4
14	MINNESOTA	FARIBAULT	M	15-19 yrs	5.1	4.6	5.2	6.5	6.6	5.1	6.0	8.8	16.2	28.4	50.9	66.5	75.6	79.2	76.8	70.2	67.9	64.7	60.6	56.0	58.4	55.6	43.8
14	MINNESOTA	FARIBAULT	M	20-24 yrs	10.0	12.3	11.8	9.1	6.3	5.5	5.1	5.4	15.3	30.1	60.3	81.5	81.1	73.7	81.4	74.1	69.4	68.9	65.2	64.8	69.6	62.7	43.7
14	MINNESOTA	FARIBAULT	M	25-29 yrs	6.1	5.1	5.0	8.0	7.8	8.1	8.2	9.4	15.9	29.3	53.4	64.4	74.7	78.4	75.9	79.5	73.2	66.3	61.6	59.2	62.5	59.3	43.8
14	MINNESOTA	FARIBAULT	M	30-34 yrs	9.0	8.1	9.2	10.5	9.0	6.4	6.8	7.1	16.2	29.7	45.2	62.6	68.9	72.1	72.3	73.6	69.5	62.0	62.2	63.2	66.5	66.5	51.4
14	MINNESOTA	FARIBAULT	M	35-39 yrs	6.7	7.9	8.1	8.2	6.4	7.8	8.1	7.5	16.2	30.0	47.3	59.5	70.8	69.2	68.2	65.2	64.0	63.4	60.2	63.6	64.2	58.8	46.1
14	MINNESOTA	FARIBAULT	M	40-44 yrs	8.8	12.0	10.2	10.4	9.0	8.2	6.7	7.5	18.9	32.6	55.2	62.4	69.5	73.0	75.0	73.6	67.4	59.5	55.7	55.2	57.5	59.3	50.7
14	MINNESOTA	FARIBAULT	M	45-49 yrs	10.8	11.4	13.4	12.7	11.4	12.3	14.8	13.6	19.0	29.5	46.7	63.2	71.8	75.1	79.3	77.8	72.6	68.3	62.3	62.1	57.0	54.3	48.8
14	MINNESOTA	FARIBAULT	M	50-54 yrs	19.0	13.4	12.9	13.8	14.0	13.6	15.3	16.6	23.1	35.5	53.0	64.2	71.1	74.0	75.5	76.0	79.4	72.8	71.3	66.1	68.7	67.2	54.4
14	MINNESOTA	FARIBAULT	M	55-59 yrs	22.6	21.1	21.1	21.8	19.5	15.0	15.3	16.6	25.3	32.9	54.4	65.4	73.2	74.0	78.9	79.5	76.5	73.1	63.3	60.0	56.1	59.6	53.2
14	MINNESOTA	FARIBAULT	M	60-64 yrs	30.6	25.9	24.8	24.3	23.6	24.7	25.1	23.3	29.1	38.5	59.4	66.9	74.6	78.8	80.6	79.2	78.0	77.3	67.9	63.9	60.2	61.1	50.6
14	MINNESOTA	FARIBAULT	M	65-69 yrs	39.4	37.7	33.8	33.3	33.8	34.0	29.7	25.8	37.6	45.5	71.7	77.9	82.2	82.4	83.8	82.9	76.9	71.7	69.4	66.2	64.2	64.4	61.4
14	MINNESOTA	FARIBAULT	M	70-74 yrs	49.5	41.8	40.8	38.5	37.1	38.6	41.0	48.4	53.5	57.6	71.3	78.2	87.4	92.4	86.3	90.9	86.3	77.1	67.0	66.6	67.8	66.9	59.2
14	MINNESOTA	FARIBAULT	M	75-79 yrs	42.8	44.9	39.2	37.0	40.6	42.4	45.3	50.7	57.0	65.1	86.7	95.5	95.3	88.1	91.8	89.6	87.3	90.7	86.8	73.6	74.1	75.7	64.3
14	MINNESOTA	FARIBAULT	M	80-84 yrs	38.5	37.0	37.7	40.8	38.2	33.3	43.5	37.7	52.9	66.1	79.5	90.1	98.6	98.5	90.0	90.1	90.7	80.1	71.4	75.5	84.0	80.1	76.4
14	MINNESOTA	FARIBAULT	M	85+ yrs	37.0	32.5	34.6	35.6	35.1	33.5	31.3	34.7	41.5	52.2	80.7	90.2	92.6	100.0	101.6	90.6	89.7	92.1	89.6	83.7	87.5	85.1	76.1

Percent coverage of REP Census (v. 2022) versus the US Census Decennial and Intercensal population estimates (Vintage 2022)

Co.	State	County	Sex	Age Group	2000	2001	2002	2003	2004	2005	2006	2007	2008	2009	2010	2011	2012	2013	2014	2015	2016	2017	2018	2019	2020	2021	2022
15	MINNESOTA	MARTIN	F	00-04 yrs	8.7	8.0	9.9	11.1	10.0	10.2	9.8	9.2	15.6	36.8	65.1	86.9	92.1	90.3	94.2	91.1	92.4	91.6	88.1	88.9	88.2	88.5	84.4
15	MINNESOTA	MARTIN	F	05-09 yrs	5.1	6.0	5.3	6.4	7.3	7.7	7.6	7.7	13.0	26.0	52.9	71.1	81.6	85.2	79.6	81.2	83.3	86.2	82.8	80.1	80.5	85.9	77.0
15	MINNESOTA	MARTIN	F	10-14 yrs	5.4	5.4	6.7	6.4	7.0	6.5	7.2	8.3	16.8	28.7	53.6	72.2	82.4	81.3	78.6	77.8	79.4	85.7	80.7	76.1	74.0	79.2	71.3
15	MINNESOTA	MARTIN	F	15-19 yrs	10.9	9.5	9.2	9.8	11.2	13.0	13.7	12.6	27.7	41.7	73.5	88.2	99.0	99.7	96.7	100.4	96.9	96.9	94.9	92.1	91.9	94.5	84.0
15	MINNESOTA	MARTIN	F	20-24 yrs	15.4	15.9	16.4	16.0	18.6	14.2	14.1	17.2	35.8	61.5	102.7	119.3	128.2	122.4	114.0	105.8	106.9	104.2	105.7	110.2	108.5	103.4	88.2
15	MINNESOTA	MARTIN	F	25-29 yrs	14.1	16.6	17.3	18.5	20.0	16.4	18.2	17.0	31.5	48.8	75.4	96.8	109.9	111.8	112.5	122.1	120.8	119.2	110.0	107.0	110.5	101.8	97.9
15	MINNESOTA	MARTIN	F	30-34 yrs	14.3	14.6	17.0	16.2	18.5	19.8	17.3	17.4	31.8	45.5	79.0	88.3	99.4	102.6	105.2	101.5	106.0	105.6	104.9	104.4	110.7	117.2	105.6
15	MINNESOTA	MARTIN	F	35-39 yrs	14.7	14.5	14.8	16.2	15.5	18.7	18.4	17.8	28.9	42.6	67.4	85.9	92.5	95.8	91.1	98.0	102.7	100.4	95.7	95.0	97.6	97.9	85.8
15	MINNESOTA	MARTIN	F	40-44 yrs	15.2	14.1	12.0	13.2	16.3	17.0	18.4	16.2	29.5	45.2	71.0	81.5	91.0	92.2	91.3	93.8	98.6	99.8	97.3	97.3	99.8	94.1	87.4
15	MINNESOTA	MARTIN	F	45-49 yrs	17.9	19.5	17.8	19.2	19.6	22.4	20.7	21.7	28.5	44.2	74.7	88.8	93.6	94.0	92.4	91.5	90.0	91.5	92.0	91.4	92.7	98.2	85.9
15	MINNESOTA	MARTIN	F	50-54 yrs	24.5	24.4	21.5	21.3	21.2	21.9	22.6	22.3	30.0	42.8	72.9	83.8	90.7	89.1	88.6	87.6	91.0	90.8	86.8	84.3	84.7	86.9	78.3
15	MINNESOTA	MARTIN	F	55-59 yrs	21.4	22.5	25.2	25.3	26.9	26.7	26.6	25.1	28.8	39.2	71.9	85.7	86.9	91.7	92.8	93.0	95.5	94.5	90.6	88.2	90.0	91.8	87.9
15	MINNESOTA	MARTIN	F	60-64 yrs	29.4	28.3	27.3	25.9	30.9	33.1	29.7	26.1	34.0	44.8	72.2	86.2	92.6	91.4	91.2	94.0	93.2	91.0	92.7	91.0	93.8	91.3	84.6
15	MINNESOTA	MARTIN	F	65-69 yrs	35.0	32.4	32.3	33.9	35.5	38.1	36.0	33.7	39.2	49.9	84.6	94.5	93.9	97.3	92.7	93.4	93.9	94.1	94.0	94.3	94.2	95.6	87.0
15	MINNESOTA	MARTIN	F	70-74 yrs	38.4	40.7	39.6	37.6	39.7	39.3	39.5	37.9	46.2	51.4	86.1	94.7	97.9	96.3	99.6	97.7	99.0	95.2	94.3	90.6	91.0	90.8	91.9
15	MINNESOTA	MARTIN	F	75-79 yrs	42.6	41.3	40.5	41.3	41.2	42.2	42.3	43.3	47.5	58.6	89.4	96.5	96.2	95.4	94.8	97.8	95.0	98.1	94.6	99.3	94.8	96.7	93.5
15	MINNESOTA	MARTIN	F	80-84 yrs	36.2	39.3	38.4	39.1	41.1	43.3	41.4	44.5	47.1	54.8	91.1	96.5	97.5	97.0	98.6	99.2	99.2	95.4	96.9	95.3	100.9	94.9	94.1
15	MINNESOTA	MARTIN	F	85+ yrs	32.5	32.1	32.6	31.7	33.0	34.6	40.1	41.2	44.6	53.8	87.6	92.3	93.7	92.9	93.0	91.5	91.6	90.8	89.1	86.6	89.6	91.5	84.5
15	MINNESOTA	MARTIN	M	00-04 yrs	9.9	10.2	12.3	11.8	12.1	11.0	12.6	11.4	18.6	43.5	72.6	93.5	101.5	98.6	96.7	92.4	95.0	96.8	92.9	94.1	92.0	95.4	84.5
15	MINNESOTA	MARTIN	M	05-09 yrs	6.8	6.4	7.2	6.8	9.1	9.3	7.8	7.1	13.2	26.7	58.5	77.6	83.5	89.1	88.4	92.5	88.5	88.2	86.2	86.2	85.1	86.7	79.8
15	MINNESOTA	MARTIN	M	10-14 yrs	6.1	5.8	6.7	7.6	5.9	6.4	7.3	9.8	16.1	22.6	49.3	66.6	77.8	81.8	83.1	82.9	80.8	79.0	81.5	79.3	81.2	80.1	71.5
15	MINNESOTA	MARTIN	M	15-19 yrs	7.7	7.1	7.7	7.4	8.4	8.7	8.9	10.2	18.4	30.6	58.9	80.5	89.9	89.4	89.6	86.2	89.3	93.6	91.5	91.4	86.8	82.2	74.8
15	MINNESOTA	MARTIN	M	20-24 yrs	8.3	7.5	7.7	9.2	9.1	8.8	8.2	9.4	16.6	34.5	69.4	91.4	105.0	98.7	91.2	89.0	89.5	89.4	87.1	94.0	96.4	91.9	75.9
15	MINNESOTA	MARTIN	M	25-29 yrs	8.5	10.4	8.9	7.9	10.5	7.5	8.7	8.6	19.3	32.4	55.9	78.4	89.5	94.8	98.5	91.5	89.9	99.0	102.2	102.7	106.5	102.6	80.8
15	MINNESOTA	MARTIN	M	30-34 yrs	8.9	8.3	10.9	8.0	7.4	8.1	9.2	8.7	18.3	31.2	56.1	74.8	85.1	92.5	88.0	87.0	89.4	87.5	89.4	98.1	104.6	103.4	85.5
15	MINNESOTA	MARTIN	M	35-39 yrs	11.5	11.2	10.0	12.5	10.5	10.7	9.4	12.4	20.3	33.8	55.9	75.0	81.2	84.9	86.6	88.7	92.0	92.0	89.4	86.2	84.4	89.1	74.8
15	MINNESOTA	MARTIN	M	40-44 yrs	13.3	13.4	12.4	13.2	11.8	13.6	14.7	14.7	20.9	30.9	53.2	70.7	85.0	83.4	82.4	81.8	79.8	81.9	84.3	87.8	89.6	86.3	72.6
15	MINNESOTA	MARTIN	M	45-49 yrs	12.5	13.5	13.7	12.9	12.9	14.4	13.5	13.9	23.5	34.6	55.8	71.6	80.3	82.0	84.0	82.4	83.2	82.5	80.3	82.9	84.5	82.3	71.1
15	MINNESOTA	MARTIN	M	50-54 yrs	18.9	18.6	16.5	16.9	17.2	19.4	18.5	17.5	23.6	33.0	62.1	76.8	81.5	83.3	86.1	83.0	84.0	85.8	83.8	84.9	82.3	81.8	72.4
15	MINNESOTA	MARTIN	M	55-59 yrs	25.3	22.1	22.0	20.2	20.6	18.4	21.3	21.8	25.5	36.2	62.5	73.7	78.2	84.0	81.2	81.6	84.9	83.4	85.4	84.3	81.4	79.9	69.1
15	MINNESOTA	MARTIN	M	60-64 yrs	32.5	31.2	29.1	28.7	28.4	29.4	26.6	24.8	28.9	36.1	67.0	79.4	82.1	83.6	85.1	82.6	86.9	84.7	82.9	83.6	84.4	80.9	74.1
15	MINNESOTA	MARTIN	M	65-69 yrs	38.3	41.4	39.2	33.4	35.4	37.1	35.5	35.4	43.1	50.5	77.7	87.2	90.6	87.3	84.2	82.3	79.8	80.1	84.0	84.9	83.7	88.2	78.6
15	MINNESOTA	MARTIN	M	70-74 yrs	49.6	51.3	49.2	44.1	42.9	46.8	48.6	46.2	45.9	53.8	78.2	86.4	88.1	95.5	94.7	94.1	94.0	91.5	84.5	81.4	81.7	81.3	76.9
15	MINNESOTA	MARTIN	M	75-79 yrs	48.0	48.0	51.8	54.2	56.4	53.6	51.3	49.0	53.9	62.5	86.1	92.2	99.4	93.7	92.6	89.7	86.9	89.8	90.4	91.4	95.3	94.1	91.1
15	MINNESOTA	MARTIN	M	80-84 yrs	49.1	47.8	48.1	50.0	48.9	49.0	46.9	50.4	56.5	60.7	89.2	95.6	92.6	93.9	94.7	92.8	95.7	97.2	90.3	89.2	90.2	84.2	84.9
15	MINNESOTA	MARTIN	M	85+ yrs	34.1	39.4	41.3	48.4	47.7	44.3	44.3	45.1	49.1	57.3	86.7	88.4	93.6	90.5	91.4	90.6	89.7	82.9	81.2	80.8	84.7	88.7	90.1

Percent coverage of REP Census (v. 2022) versus the US Census Decennial and Intercensal population estimates (Vintage 2022)

Co.	State	County	Sex	Age Group	2000	2001	2002	2003	2004	2005	2006	2007	2008	2009	2010	2011	2012	2013	2014	2015	2016	2017	2018	2019	2020	2021	2022
16	MINNESOTA	WATONWAN	F	00-04 yrs	1.9	2.8	1.8	1.4	1.7	1.5	2.7	2.7	11.9	47.3	67.6	80.6	84.9	76.1	75.7	70.3	67.6	69.6	70.8	70.6	69.8	67.1	64.5
16	MINNESOTA	WATONWAN	F	05-09 yrs	1.9	0.7	1.9	2.1	1.7	2.6	2.7	2.1	17.7	33.2	62.6	70.6	66.5	69.9	64.0	62.8	63.2	61.7	63.3	62.0	60.5	65.9	56.4
16	MINNESOTA	WATONWAN	F	10-14 yrs	1.8	3.0	3.7	3.4	2.6	1.9	2.1	2.0	25.9	38.9	54.2	68.8	69.6	60.2	61.1	62.8	64.8	65.3	61.8	60.5	64.9	57.8	53.0
16	MINNESOTA	WATONWAN	F	15-19 yrs	2.4	2.5	3.3	4.2	5.7	5.6	6.9	4.4	36.4	60.0	79.8	81.2	79.8	75.8	74.4	71.8	74.8	71.7	67.7	69.2	71.1	79.8	74.0
16	MINNESOTA	WATONWAN	F	20-24 yrs	4.9	7.4	4.5	4.2	5.8	4.8	5.0	7.3	50.0	76.2	102.1	108.9	115.5	102.2	92.3	95.3	91.8	92.0	93.0	91.7	91.3	92.5	72.0
16	MINNESOTA	WATONWAN	F	25-29 yrs	3.6	3.4	6.7	9.2	7.0	3.9	3.3	5.4	42.9	56.6	78.6	89.0	93.2	97.1	117.0	104.0	104.8	100.0	97.0	98.6	93.7	89.0	74.8
16	MINNESOTA	WATONWAN	F	30-34 yrs	4.8	3.8	2.8	4.7	5.6	5.0	6.4	7.2	34.0	59.0	71.0	76.7	81.7	74.9	86.0	94.9	86.3	90.6	93.9	91.7	105.1	109.5	88.7
16	MINNESOTA	WATONWAN	F	35-39 yrs	4.4	5.7	4.5	6.1	9.0	7.8	3.3	4.2	39.2	60.9	72.7	79.3	74.7	72.3	71.1	73.4	80.7	79.6	75.4	79.1	84.0	85.3	76.2
16	MINNESOTA	WATONWAN	F	40-44 yrs	7.1	5.1	6.2	6.9	7.0	6.1	5.0	4.6	34.8	53.0	65.5	68.2	68.4	63.2	69.9	77.0	71.2	66.6	63.4	64.9	67.9	69.7	64.3
16	MINNESOTA	WATONWAN	F	45-49 yrs	7.0	9.2	7.7	9.4	9.8	10.1	10.5	10.2	43.4	58.6	71.9	77.4	80.3	77.3	74.5	77.2	76.0	70.3	68.3	69.7	62.8	61.8	55.4
16	MINNESOTA	WATONWAN	F	50-54 yrs	12.3	12.9	12.3	13.0	11.0	9.1	9.0	12.0	47.6	64.2	74.9	77.4	74.7	73.2	74.0	72.1	77.0	77.0	75.7	73.6	67.1	67.4	62.1
16	MINNESOTA	WATONWAN	F	55-59 yrs	14.1	12.0	14.7	12.5	11.5	11.7	12.6	12.9	41.9	62.2	73.6	77.7	75.7	72.9	72.8	76.2	71.1	70.2	65.3	63.7	63.4	71.4	66.1
16	MINNESOTA	WATONWAN	F	60-64 yrs	14.3	16.5	15.4	20.7	19.3	17.2	15.7	18.0	46.0	64.6	75.5	75.1	72.6	74.8	77.7	74.8	74.7	76.4	73.1	67.6	71.2	67.9	62.4
16	MINNESOTA	WATONWAN	F	65-69 yrs	21.2	22.1	23.1	19.8	24.6	25.9	26.0	25.9	56.8	73.5	80.3	86.2	87.9	83.5	81.7	80.4	74.8	75.5	77.2	74.2	75.9	74.4	69.8
16	MINNESOTA	WATONWAN	F	70-74 yrs	23.8	25.2	24.9	28.4	31.0	27.2	24.3	23.4	65.4	74.9	82.3	86.7	85.9	78.7	82.0	86.0	82.5	80.4	78.8	78.7	76.2	75.5	71.5
16	MINNESOTA	WATONWAN	F	75-79 yrs	20.2	22.1	22.9	22.2	22.3	24.7	31.3	33.7	68.2	82.3	88.5	86.2	89.8	87.1	86.3	82.8	84.3	77.9	82.5	80.3	81.0	80.2	78.0
16	MINNESOTA	WATONWAN	F	80-84 yrs	16.0	19.0	14.9	15.3	19.6	20.4	25.9	27.6	65.4	76.8	90.4	89.6	88.5	81.2	78.5	81.1	79.1	82.5	84.1	78.4	73.8	72.3	66.5
16	MINNESOTA	WATONWAN	F	85+ yrs	8.7	10.8	12.2	15.2	18.2	13.3	10.8	14.2	53.5	77.7	90.6	94.2	93.0	92.5	91.1	89.8	86.6	83.1	78.1	73.4	72.8	69.3	70.8
16	MINNESOTA	WATONWAN	M	00-04 yrs	1.2	1.3	2.1	3.1	1.9	4.2	4.5	4.7	15.5	52.0	78.0	85.4	77.7	80.7	80.0	80.2	78.3	75.7	73.7	65.9	66.0	61.8	61.2
16	MINNESOTA	WATONWAN	M	05-09 yrs	1.9	2.2	2.5	2.4	2.3	2.3	2.3	2.4	16.4	34.4	62.6	73.4	72.4	69.9	68.1	71.0	68.8	69.5	65.5	67.0	66.8	66.0	53.4
16	MINNESOTA	WATONWAN	M	10-14 yrs	3.2	3.0	2.7	2.6	2.1	3.1	4.8	4.6	23.6	44.3	60.7	67.7	69.6	68.6	68.5	67.4	68.5	67.6	66.5	68.8	67.9	65.1	56.2
16	MINNESOTA	WATONWAN	M	15-19 yrs	3.3	3.0	3.9	3.7	3.2	3.9	3.6	3.4	24.9	47.2	64.4	68.8	80.0	75.2	75.7	76.4	76.7	78.0	72.0	69.6	74.8	73.8	56.4
16	MINNESOTA	WATONWAN	M	20-24 yrs	1.0	1.7	1.9	2.7	5.4	3.8	2.8	5.1	24.2	45.4	66.6	83.2	80.7	75.0	64.9	58.3	58.3	64.3	65.7	68.1	71.9	73.8	56.5
16	MINNESOTA	WATONWAN	M	25-29 yrs	2.6	2.0	2.8	2.6	3.0	2.9	1.9	2.6	22.0	36.4	59.3	74.0	70.5	73.4	72.5	68.6	71.3	67.1	67.9	67.4	67.1	61.7	48.2
16	MINNESOTA	WATONWAN	M	30-34 yrs	2.8	2.9	3.6	4.1	2.3	3.0	2.9	3.2	22.0	39.5	52.5	58.0	57.9	57.7	65.4	69.5	71.7	81.5	82.7	88.1	81.5	75.8	57.9
16	MINNESOTA	WATONWAN	M	35-39 yrs	6.0	4.9	3.7	3.9	4.6	3.4	2.6	2.6	19.8	35.8	58.1	64.9	65.3	64.5	58.1	62.7	67.7	65.7	68.7	70.4	77.6	77.3	64.9
16	MINNESOTA	WATONWAN	M	40-44 yrs	5.0	5.0	6.6	5.3	4.9	4.6	8.5	7.9	28.4	44.0	53.4	58.7	64.9	62.5	64.0	67.5	61.5	68.0	71.0	64.2	59.9	62.6	50.0
16	MINNESOTA	WATONWAN	M	45-49 yrs	4.9	5.2	5.1	6.9	5.9	6.9	6.9	6.8	28.3	43.3	58.9	70.4	64.2	66.5	62.4	58.6	59.0	63.7	62.6	61.7	60.4	53.7	47.0
16	MINNESOTA	WATONWAN	M	50-54 yrs	8.5	9.1	9.3	7.9	10.8	9.6	10.2	9.5	28.0	44.7	67.9	70.5	72.5	67.0	71.2	67.0	64.1	63.7	64.5	65.6	60.7	56.3	49.0
16	MINNESOTA	WATONWAN	M	55-59 yrs	15.2	13.5	14.8	18.2	17.4	14.1	13.4	14.2	32.5	49.8	61.6	73.2	71.3	69.7	66.6	72.6	69.0	72.0	71.2	71.8	62.6	62.7	50.9
16	MINNESOTA	WATONWAN	M	60-64 yrs	18.5	18.6	14.9	13.8	18.9	21.5	22.0	23.1	41.6	54.1	74.3	78.2	74.2	68.7	70.1	73.2	76.0	70.7	71.0	71.3	70.0	67.5	62.8
16	MINNESOTA	WATONWAN	M	65-69 yrs	21.5	21.5	22.3	21.9	21.5	22.2	25.0	24.4	48.7	61.2	78.9	82.5	76.0	75.5	71.7	70.6	71.1	72.8	68.6	72.7	73.8	70.2	62.1
16	MINNESOTA	WATONWAN	M	70-74 yrs	27.9	33.2	30.1	32.4	27.8	28.9	32.2	32.7	58.1	57.9	80.3	86.0	84.8	84.2	89.0	83.7	80.1	74.2	78.7	74.1	75.7	76.2	71.8
16	MINNESOTA	WATONWAN	M	75-79 yrs	27.8	27.2	26.3	25.5	28.8	30.4	32.5	32.3	59.8	74.7	85.0	86.7	86.0	87.0	73.7	77.5	78.7	84.2	86.9	88.1	83.8	76.0	69.2
16	MINNESOTA	WATONWAN	M	80-84 yrs	19.7	28.5	26.7	30.9	32.8	29.5	28.8	34.8	63.0	86.5	90.1	91.9	89.5	91.6	93.8	90.3	87.2	85.9	86.4	77.5	86.9	95.6	83.8
16	MINNESOTA	WATONWAN	M	85+ yrs	17.5	16.2	13.0	16.5	20.9	20.5	24.5	30.2	59.5	77.7	88.2	93.5	91.0	84.1	88.3	80.1	78.3	73.2	73.1	73.7	76.2	72.4	70.2

Percent coverage of REP Census (v. 2022) versus the US Census Decennial and Intercensal population estimates (Vintage 2022)

Co.	State	County	Sex	Age Group	2000	2001	2002	2003	2004	2005	2006	2007	2008	2009	2010	2011	2012	2013	2014	2015	2016	2017	2018	2019	2020	2021	2022
17	MINNESOTA	BROWN	F	00-04 yrs	1.3	1.7	0.7	0.6	0.7	0.9	1.7	1.0	4.6	17.5	23.2	22.0	21.3	17.7	18.1	18.7	16.2	17.1	17.5	15.1	14.8	12.2	10.7
17	MINNESOTA	BROWN	F	05-09 yrs	1.1	1.6	1.8	1.5	0.8	0.9	0.8	1.2	8.8	14.0	15.3	17.0	16.4	17.8	19.3	16.7	16.4	15.8	14.9	13.2	14.3	8.8	6.5
17	MINNESOTA	BROWN	F	10-14 yrs	2.1	2.0	1.8	1.6	2.0	1.5	1.6	1.2	9.3	14.1	16.6	15.0	16.6	18.2	16.9	16.2	16.2	17.1	16.5	15.8	14.1	10.4	7.1
17	MINNESOTA	BROWN	F	15-19 yrs	3.8	2.9	2.8	3.0	3.2	3.0	2.6	2.7	10.4	18.4	19.9	19.8	19.0	18.1	18.4	19.6	22.1	20.0	19.1	16.6	19.0	16.6	10.2
17	MINNESOTA	BROWN	F	20-24 yrs	3.6	3.2	3.6	3.9	3.4	3.0	3.5	3.0	14.5	22.2	28.2	26.8	25.4	23.4	20.1	22.4	21.5	22.7	20.4	18.5	18.7	16.8	12.4
17	MINNESOTA	BROWN	F	25-29 yrs	3.1	3.4	3.9	2.6	3.6	4.6	3.2	2.4	15.5	27.1	27.9	30.4	28.0	27.6	30.7	32.3	33.2	29.8	28.2	24.3	23.9	20.7	14.9
17	MINNESOTA	BROWN	F	30-34 yrs	3.6	3.5	2.9	3.8	4.0	4.0	2.8	3.7	14.1	23.3	26.9	26.8	26.8	26.5	28.9	30.2	30.4	29.0	24.3	24.0	25.8	22.1	15.2
17	MINNESOTA	BROWN	F	35-39 yrs	4.4	5.8	4.7	4.1	4.0	4.1	2.9	4.1	16.1	20.9	22.4	20.2	23.1	23.3	25.5	29.0	31.2	28.6	24.4	23.2	23.3	19.3	13.3
17	MINNESOTA	BROWN	F	40-44 yrs	5.4	4.9	5.3	5.3	5.7	5.9	4.6	3.6	14.1	22.3	27.1	27.5	24.5	24.6	25.9	28.6	26.4	25.1	25.2	24.0	22.3	21.3	15.7
17	MINNESOTA	BROWN	F	45-49 yrs	6.3	6.4	8.0	6.3	6.3	5.7	5.4	6.0	14.6	19.3	20.4	22.9	22.6	21.6	25.6	32.1	32.4	28.1	23.9	21.5	25.6	19.6	14.7
17	MINNESOTA	BROWN	F	50-54 yrs	9.6	8.7	8.2	9.4	7.5	7.0	7.0	6.7	18.3	24.3	27.8	26.4	22.9	21.5	25.2	27.5	29.1	27.5	24.1	25.1	27.7	21.1	14.9
17	MINNESOTA	BROWN	F	55-59 yrs	12.7	13.4	12.4	8.8	7.7	9.0	8.6	7.7	19.1	25.7	29.0	28.0	28.0	26.1	29.0	29.2	29.1	26.2	23.8	22.4	19.9	21.0	16.2
17	MINNESOTA	BROWN	F	60-64 yrs	15.1	12.6	12.6	14.4	14.8	12.1	9.9	9.6	20.2	27.2	28.2	29.3	27.0	26.1	31.9	34.6	30.7	28.9	25.4	23.3	25.0	21.4	16.3
17	MINNESOTA	BROWN	F	65-69 yrs	17.5	14.3	15.2	14.8	15.0	16.2	13.8	12.6	25.3	31.7	35.4	35.5	32.2	31.0	32.3	32.7	31.0	32.1	32.1	29.7	25.1	22.7	20.9
17	MINNESOTA	BROWN	F	70-74 yrs	16.9	18.8	18.2	19.0	17.0	16.4	16.9	18.8	29.1	38.1	39.4	36.8	36.6	36.1	37.4	37.6	35.2	33.3	33.0	27.6	28.6	24.9	21.6
17	MINNESOTA	BROWN	F	75-79 yrs	16.0	15.7	17.0	17.6	16.5	14.5	15.2	14.6	31.8	35.3	40.6	40.9	41.0	36.9	39.6	40.9	36.4	37.0	34.3	36.6	34.8	27.7	20.3
17	MINNESOTA	BROWN	F	80-84 yrs	17.2	20.5	15.7	14.4	17.4	17.1	13.6	12.8	29.4	36.9	36.8	38.5	38.8	37.9	37.0	36.7	37.8	36.8	35.1	35.6	35.1	25.1	23.1
17	MINNESOTA	BROWN	F	85+ yrs	10.2	11.2	13.5	10.9	10.5	11.5	10.3	10.8	26.5	29.8	31.6	30.8	33.7	32.8	33.8	31.3	33.0	32.1	30.0	28.9	27.8	20.6	15.8
17	MINNESOTA	BROWN	M	00-04 yrs	1.2	1.1	1.1	1.2	0.9	0.9	1.0	1.2	5.9	17.0	20.4	22.0	21.9	21.0	23.9	23.9	22.4	21.6	19.9	18.9	14.8	14.0	9.9
17	MINNESOTA	BROWN	M	05-09 yrs	1.4	1.7	1.2	1.4	1.0	1.4	1.6	1.6	8.9	15.6	17.8	17.8	18.8	18.9	17.5	17.2	17.5	18.5	18.3	18.0	17.1	13.4	9.8
17	MINNESOTA	BROWN	M	10-14 yrs	2.4	2.0	2.4	2.5	2.4	1.9	2.8	2.4	8.2	12.9	15.2	17.0	16.4	16.5	17.1	16.5	15.3	15.2	15.5	14.7	13.6	9.2	7.6
17	MINNESOTA	BROWN	M	15-19 yrs	2.2	2.3	3.0	3.8	2.9	2.0	2.1	1.9	8.8	15.7	20.0	20.1	18.3	15.6	16.1	15.1	16.3	15.8	15.5	16.1	17.5	13.9	8.1
17	MINNESOTA	BROWN	M	20-24 yrs	1.6	2.0	2.3	1.9	2.5	2.6	2.6	1.9	7.5	15.3	17.5	17.9	18.2	20.2	17.3	18.8	15.6	14.2	14.7	14.0	15.7	14.2	7.8
17	MINNESOTA	BROWN	M	25-29 yrs	2.8	2.8	3.2	2.7	1.4	2.5	2.5	2.7	9.7	14.9	18.6	20.1	18.9	18.4	16.7	16.1	20.4	20.7	20.7	21.2	20.9	17.1	9.1
17	MINNESOTA	BROWN	M	30-34 yrs	2.9	3.0	3.2	3.4	2.5	2.2	3.2	2.3	10.6	16.3	21.4	23.0	22.4	19.3	19.3	19.0	18.0	20.0	18.1	15.9	20.7	14.7	10.7
17	MINNESOTA	BROWN	M	35-39 yrs	2.8	3.3	3.1	3.4	2.9	3.5	3.1	3.6	11.2	19.0	20.6	19.3	21.0	22.8	22.8	21.3	21.4	19.4	19.5	19.3	17.3	16.1	8.6
17	MINNESOTA	BROWN	M	40-44 yrs	3.4	3.5	3.3	2.5	2.6	2.9	2.9	3.9	12.6	17.5	19.8	20.7	22.1	21.4	20.2	18.5	18.6	20.1	18.1	19.6	20.2	16.3	11.2
17	MINNESOTA	BROWN	M	45-49 yrs	5.9	5.2	4.8	4.6	4.7	4.0	4.0	4.3	12.1	18.5	22.1	22.8	20.8	18.9	21.5	20.2	20.5	23.1	23.1	20.7	19.4	17.6	11.9
17	MINNESOTA	BROWN	M	50-54 yrs	7.8	8.0	7.4	5.7	6.0	6.2	6.0	5.1	14.3	19.5	23.8	24.1	25.2	23.7	23.3	24.9	25.1	21.8	19.3	19.3	20.4	16.5	13.4
17	MINNESOTA	BROWN	M	55-59 yrs	10.4	11.9	11.5	9.4	8.2	7.7	7.2	7.9	14.7	22.9	24.7	25.3	25.9	25.7	25.8	26.7	25.1	23.7	22.1	19.7	21.5	18.9	14.5
17	MINNESOTA	BROWN	M	60-64 yrs	17.1	14.5	12.0	10.5	11.6	13.0	12.6	12.1	19.2	24.3	29.5	30.1	26.8	26.3	25.5	25.8	27.3	26.9	24.2	24.3	23.0	21.4	15.3
17	MINNESOTA	BROWN	M	65-69 yrs	18.3	17.2	17.0	16.9	17.2	18.8	16.7	18.7	27.8	35.1	39.5	36.9	31.3	29.1	30.9	32.9	33.1	31.7	30.1	27.4	26.6	23.8	19.9
17	MINNESOTA	BROWN	M	70-74 yrs	25.9	23.5	23.0	23.4	22.7	19.5	21.0	21.6	32.0	37.8	42.6	40.6	42.6	38.0	36.2	37.6	34.8	36.3	30.0	27.1	27.4	26.3	22.1
17	MINNESOTA	BROWN	M	75-79 yrs	24.8	25.4	26.7	26.3	25.9	27.5	26.0	26.1	38.8	44.6	49.4	46.0	41.3	39.5	43.6	41.9	42.0	39.2	38.4	34.9	35.3	33.0	28.5
17	MINNESOTA	BROWN	M	80-84 yrs	22.7	19.9	20.5	21.9	17.8	17.9	21.7	24.0	36.6	44.9	46.8	48.3	44.1	44.0	45.5	42.1	43.9	41.2	40.0	37.9	39.0	33.8	29.4
17	MINNESOTA	BROWN	M	85+ yrs	18.7	18.9	19.6	17.6	17.6	16.9	15.2	16.9	33.7	41.8	46.2	42.4	40.4	36.6	40.3	38.8	37.4	39.4	37.4	35.1	30.1	22.1	20.7

Percent coverage of REP Census (v. 2022) versus the US Census Decennial and Intercensal population estimates (Vintage 2022)

Co.	State	County	Sex	Age Group	2000	2001	2002	2003	2004	2005	2006	2007	2008	2009	2010	2011	2012	2013	2014	2015	2016	2017	2018	2019	2020	2021	2022
18	MINNESOTA	NICOLLET	F	00-04 yrs	1.5	1.4	2.7	2.0	1.8	1.4	2.7	2.9	15.7	49.5	52.7	56.5	54.5	55.9	55.5	54.1	59.4	60.9	60.2	58.4	65.5	62.0	55.5
18	MINNESOTA	NICOLLET	F	05-09 yrs	1.1	1.3	1.2	1.8	2.5	2.6	3.0	3.0	18.0	30.6	39.4	39.7	41.7	47.2	47.0	47.3	49.5	50.1	47.4	44.6	52.6	52.1	43.4
18	MINNESOTA	NICOLLET	F	10-14 yrs	2.2	2.3	2.5	1.9	1.3	2.2	3.0	4.2	23.4	35.9	42.1	40.5	41.3	40.4	42.6	46.9	48.5	46.7	47.0	45.6	52.2	52.6	42.2
18	MINNESOTA	NICOLLET	F	15-19 yrs	2.2	2.2	2.0	2.6	2.6	2.5	2.5	2.6	24.7	34.4	39.6	41.0	38.6	40.4	36.4	37.7	38.9	39.7	38.6	38.4	44.2	45.4	36.2
18	MINNESOTA	NICOLLET	F	20-24 yrs	2.7	3.2	2.4	2.4	3.2	3.1	3.2	2.1	23.5	40.9	45.0	42.9	42.1	42.8	45.0	43.8	46.0	42.8	41.8	42.1	45.9	46.4	36.8
18	MINNESOTA	NICOLLET	F	25-29 yrs	3.7	4.4	6.0	5.9	5.8	5.7	5.8	5.2	33.8	56.1	64.9	66.8	67.8	70.2	69.7	75.2	78.2	77.1	72.9	67.2	78.4	75.6	59.1
18	MINNESOTA	NICOLLET	F	30-34 yrs	4.6	4.3	5.2	4.2	4.0	4.2	6.0	5.7	34.6	53.2	61.6	64.5	67.1	68.6	70.0	71.7	73.2	72.1	72.3	70.2	74.6	82.3	69.7
18	MINNESOTA	NICOLLET	F	35-39 yrs	4.4	5.4	5.4	5.2	5.7	6.6	5.8	4.9	28.4	45.7	54.1	56.4	58.3	57.9	59.6	65.4	65.2	65.3	63.7	60.2	67.1	69.3	58.4
18	MINNESOTA	NICOLLET	F	40-44 yrs	5.1	5.1	6.4	6.8	5.9	5.1	5.2	5.7	32.1	47.9	53.6	54.0	54.0	53.7	57.3	60.0	59.1	60.3	58.2	56.6	64.4	64.0	55.9
18	MINNESOTA	NICOLLET	F	45-49 yrs	6.0	6.2	7.4	8.4	6.9	8.3	7.3	7.8	34.2	46.9	51.3	54.1	53.3	55.3	59.8	60.4	62.8	61.5	60.0	57.8	66.1	63.9	55.6
18	MINNESOTA	NICOLLET	F	50-54 yrs	8.1	7.7	8.6	8.4	8.2	8.1	8.7	9.2	32.9	48.4	54.9	55.4	56.8	58.2	58.6	61.6	62.1	61.4	60.8	59.3	62.8	66.0	56.3
18	MINNESOTA	NICOLLET	F	55-59 yrs	11.0	10.5	9.5	11.3	11.4	12.2	11.0	11.0	35.6	52.5	57.5	55.6	58.5	59.3	59.9	61.8	61.6	62.9	61.5	61.4	65.6	67.0	59.2
18	MINNESOTA	NICOLLET	F	60-64 yrs	13.1	13.9	12.8	14.1	13.6	10.7	11.3	10.8	38.7	54.8	61.7	62.7	61.1	61.5	62.7	63.7	63.7	65.8	64.0	60.2	65.2	69.8	62.4
18	MINNESOTA	NICOLLET	F	65-69 yrs	15.6	16.7	17.5	18.7	18.0	17.5	16.2	15.8	45.1	59.3	64.3	67.2	66.6	70.1	69.5	72.0	73.0	70.8	67.9	68.1	71.3	69.5	65.3
18	MINNESOTA	NICOLLET	F	70-74 yrs	18.7	18.0	16.7	18.7	19.6	22.5	21.8	23.9	57.7	70.2	73.7	73.0	71.4	69.7	75.5	76.1	76.4	73.1	71.6	66.2	70.1	71.5	66.7
18	MINNESOTA	NICOLLET	F	75-79 yrs	16.5	16.4	16.0	17.4	16.2	16.4	17.1	20.4	59.2	73.5	78.1	75.0	79.6	82.7	84.0	81.2	75.9	78.3	73.8	69.3	77.2	80.6	67.0
18	MINNESOTA	NICOLLET	F	80-84 yrs	11.7	16.2	13.4	20.0	21.7	19.1	15.7	16.5	62.4	81.5	83.7	81.6	82.4	80.6	75.7	80.2	82.1	79.4	80.3	82.8	83.0	78.7	71.1
18	MINNESOTA	NICOLLET	F	85+ yrs	10.2	10.6	9.2	9.7	9.3	9.0	12.1	15.7	64.1	83.9	86.3	84.4	86.6	83.7	79.4	74.9	76.8	78.9	76.9	74.2	62.4	64.4	55.9
18	MINNESOTA	NICOLLET	M	00-04 yrs	1.5	2.2	1.8	2.6	3.1	3.5	4.1	4.3	15.8	51.1	57.7	58.7	61.0	58.9	60.9	59.8	62.6	60.0	60.9	65.2	67.3	65.2	61.9
18	MINNESOTA	NICOLLET	M	05-09 yrs	2.1	2.3	2.5	2.7	2.3	2.0	2.6	3.7	21.3	32.9	39.3	41.7	44.3	47.9	49.7	50.3	51.4	51.7	49.2	47.6	54.1	54.9	43.6
18	MINNESOTA	NICOLLET	M	10-14 yrs	1.1	1.2	1.5	1.7	2.0	2.0	2.6	3.7	19.8	35.2	42.2	42.6	42.1	41.3	42.9	44.8	46.2	49.4	50.1	51.0	54.1	51.8	42.1
18	MINNESOTA	NICOLLET	M	15-19 yrs	1.6	1.7	1.3	1.2	1.3	1.8	2.2	3.3	20.1	35.9	38.6	40.0	39.5	37.9	37.1	37.1	37.5	36.5	36.9	37.1	43.1	46.0	34.4
18	MINNESOTA	NICOLLET	M	20-24 yrs	1.7	2.4	2.0	1.3	1.8	1.9	2.1	2.5	13.3	26.6	32.1	31.6	30.6	29.9	32.4	32.3	29.9	29.3	29.8	30.4	34.7	37.1	25.2
18	MINNESOTA	NICOLLET	M	25-29 yrs	3.2	3.2	3.3	3.2	3.1	2.7	2.7	2.2	17.8	33.6	42.2	41.6	41.7	39.5	38.1	39.1	38.5	39.5	42.2	41.6	53.3	55.9	37.4
18	MINNESOTA	NICOLLET	M	30-34 yrs	2.4	2.8	3.7	2.9	2.7	3.3	2.5	2.7	20.0	35.6	40.4	43.1	43.2	45.1	44.5	43.3	45.3	46.1	44.8	47.6	50.0	52.2	40.3
18	MINNESOTA	NICOLLET	M	35-39 yrs	3.0	2.8	2.7	3.9	3.1	2.9	3.3	3.5	21.0	35.7	42.2	42.8	43.6	45.7	47.5	47.7	47.2	49.1	48.5	46.1	53.4	52.0	39.4
18	MINNESOTA	NICOLLET	M	40-44 yrs	3.8	3.6	4.4	4.2	5.1	3.9	3.9	4.7	21.8	36.4	43.4	45.1	45.6	48.3	45.9	48.5	46.9	48.1	48.2	48.8	51.6	52.6	42.0
18	MINNESOTA	NICOLLET	M	45-49 yrs	5.3	5.6	5.6	5.9	4.7	5.2	5.6	5.1	26.3	40.2	44.9	48.2	48.5	48.6	46.8	46.0	49.0	47.4	47.4	47.9	50.8	50.4	41.3
18	MINNESOTA	NICOLLET	M	50-54 yrs	7.4	6.6	5.9	6.9	7.1	7.0	6.9	7.8	31.2	45.5	50.2	53.1	51.7	50.4	52.3	48.6	49.6	52.4	50.7	48.4	49.4	51.5	43.8
18	MINNESOTA	NICOLLET	M	55-59 yrs	9.4	10.7	10.5	8.3	7.4	7.1	7.9	8.6	33.7	51.0	55.6	54.7	57.5	56.7	54.7	55.2	57.7	56.7	56.5	57.1	54.7	53.9	46.3
18	MINNESOTA	NICOLLET	M	60-64 yrs	13.1	10.1	10.1	11.6	11.5	10.6	10.1	11.9	36.8	51.1	57.4	61.7	62.7	62.0	64.0	62.9	60.5	59.9	59.9	58.2	60.7	62.4	55.7
18	MINNESOTA	NICOLLET	M	65-69 yrs	20.9	20.0	17.5	18.3	16.9	16.3	15.8	16.8	41.1	54.2	63.3	63.5	62.5	61.5	59.6	65.2	66.9	66.5	66.0	66.1	69.2	66.2	59.5
18	MINNESOTA	NICOLLET	M	70-74 yrs	21.2	24.4	22.3	25.2	25.2	27.6	25.3	24.8	54.3	64.8	67.5	70.8	72.1	71.9	69.3	70.3	67.6	64.9	63.4	62.8	67.7	72.7	65.8
18	MINNESOTA	NICOLLET	M	75-79 yrs	31.0	30.4	26.4	24.2	26.8	24.9	26.3	28.2	56.1	75.8	78.7	77.8	74.8	77.1	78.1	82.4	82.0	74.1	75.4	74.2	77.8	73.3	68.0
18	MINNESOTA	NICOLLET	M	80-84 yrs	24.5	23.3	30.0	25.8	32.7	36.6	32.0	29.6	58.6	76.7	83.3	88.9	84.7	83.9	88.8	87.8	79.9	82.0	81.2	77.7	81.3	89.5	81.9
18	MINNESOTA	NICOLLET	M	85+ yrs	14.7	14.7	25.4	23.7	22.2	23.7	24.2	27.1	67.1	92.1	94.8	91.4	84.9	85.8	81.6	78.2	80.1	77.5	83.3	76.9	77.4	76.5	70.3

Percent coverage of REP Census (v. 2022) versus the US Census Decennial and Intercensal population estimates (Vintage 2022)

Co.	State	County	Sex	Age Group	2000	2001	2002	2003	2004	2005	2006	2007	2008	2009	2010	2011	2012	2013	2014	2015	2016	2017	2018	2019	2020	2021	2022
19	MINNESOTA	LE SUEUR	F	00-04 yrs	1.1	1.4	0.9	0.8	1.0	2.0	1.7	2.2	9.2	25.7	31.1	34.9	46.1	64.0	66.3	65.3	66.3	64.7	61.2	58.4	57.7	56.0	51.1
19	MINNESOTA	LE SUEUR	F	05-09 yrs	1.4	1.4	1.4	1.1	0.8	0.6	1.1	0.9	13.5	21.6	25.6	30.3	43.9	54.6	61.2	63.2	62.5	58.7	55.2	50.2	49.7	51.7	45.6
19	MINNESOTA	LE SUEUR	F	10-14 yrs	1.0	1.3	1.6	1.8	1.8	2.4	1.9	2.0	13.5	22.9	26.9	33.7	45.4	54.9	60.2	61.2	62.2	62.5	56.9	52.3	55.3	50.3	41.5
19	MINNESOTA	LE SUEUR	F	15-19 yrs	2.0	2.2	2.4	2.7	3.1	3.5	3.9	3.6	24.8	37.6	42.7	42.8	58.0	67.1	65.0	64.4	68.1	68.7	62.7	62.1	66.5	67.4	55.9
19	MINNESOTA	LE SUEUR	F	20-24 yrs	3.3	3.8	4.1	4.1	3.8	4.5	3.6	3.7	29.8	48.8	57.7	64.6	79.3	81.3	80.9	78.3	73.0	68.4	65.2	62.6	65.0	65.1	58.3
19	MINNESOTA	LE SUEUR	F	25-29 yrs	2.6	3.5	3.0	3.7	3.4	3.2	3.8	4.1	20.7	34.3	40.4	50.7	67.3	76.4	80.2	84.8	83.9	79.7	70.0	61.0	60.8	59.8	51.5
19	MINNESOTA	LE SUEUR	F	30-34 yrs	3.6	3.4	4.2	3.0	2.8	3.8	4.0	3.3	22.6	34.7	37.4	46.0	60.2	68.2	73.6	73.8	76.0	70.6	66.5	65.7	70.6	70.4	55.2
19	MINNESOTA	LE SUEUR	F	35-39 yrs	2.6	3.8	3.7	5.0	4.9	4.3	4.6	5.3	20.5	30.9	39.2	44.4	55.1	63.7	66.0	66.2	69.2	64.7	57.2	53.6	59.8	58.3	51.6
19	MINNESOTA	LE SUEUR	F	40-44 yrs	5.5	4.9	5.5	5.7	5.5	4.3	5.2	4.9	20.3	29.2	33.7	41.5	52.7	57.8	63.9	69.0	67.4	62.7	58.2	54.9	51.9	55.0	44.6
19	MINNESOTA	LE SUEUR	F	45-49 yrs	5.5	5.5	6.2	7.0	7.7	7.2	5.8	6.9	25.1	35.7	40.5	50.6	56.2	56.5	58.0	59.4	58.3	59.1	54.4	53.5	58.9	58.3	48.7
19	MINNESOTA	LE SUEUR	F	50-54 yrs	7.4	6.8	6.6	6.6	6.6	6.3	6.9	7.2	27.5	39.0	42.3	52.0	60.6	64.6	68.1	66.2	66.1	63.7	55.0	51.2	53.6	53.7	48.9
19	MINNESOTA	LE SUEUR	F	55-59 yrs	9.2	8.9	7.8	9.7	9.5	7.6	8.0	6.8	29.6	42.6	47.5	56.4	63.1	66.3	67.7	69.7	70.2	68.1	63.6	62.4	63.5	58.5	48.3
19	MINNESOTA	LE SUEUR	F	60-64 yrs	12.5	9.6	11.1	11.8	12.0	12.2	10.6	10.9	35.0	45.1	44.6	59.7	64.4	66.7	68.4	73.3	71.5	69.7	70.5	66.3	68.3	66.8	59.3
19	MINNESOTA	LE SUEUR	F	65-69 yrs	13.2	12.7	10.6	11.2	13.6	15.5	14.8	14.2	42.6	50.0	55.5	67.0	71.0	72.0	74.0	70.6	72.8	73.0	67.8	68.1	70.9	72.6	66.4
19	MINNESOTA	LE SUEUR	F	70-74 yrs	14.4	17.3	16.7	17.5	18.3	13.8	16.0	15.7	38.8	52.5	54.8	71.6	76.7	78.4	77.5	80.7	77.0	78.2	70.5	69.0	68.6	69.8	66.3
19	MINNESOTA	LE SUEUR	F	75-79 yrs	18.7	18.7	20.0	18.2	16.5	18.8	16.6	17.3	41.8	53.4	56.4	73.6	78.6	79.3	81.9	80.3	81.3	75.2	74.7	69.7	77.9	77.0	75.9
19	MINNESOTA	LE SUEUR	F	80-84 yrs	9.9	10.8	11.2	12.2	10.9	10.7	12.1	14.0	49.4	57.5	60.5	73.3	81.6	84.7	83.3	77.1	78.9	77.7	74.1	72.2	72.2	69.9	72.2
19	MINNESOTA	LE SUEUR	F	85+ yrs	8.7	8.9	5.8	8.2	9.2	9.3	9.8	10.7	49.1	64.6	68.6	78.2	85.8	84.7	82.5	82.2	80.2	79.1	76.0	74.1	74.2	68.1	66.3
19	MINNESOTA	LE SUEUR	M	00-04 yrs	0.8	1.6	1.9	1.1	0.8	0.9	1.4	1.9	9.4	30.5	34.5	40.4	48.3	62.8	63.4	66.3	69.4	68.4	63.7	59.9	59.1	54.4	52.2
19	MINNESOTA	LE SUEUR	M	05-09 yrs	1.3	1.6	1.7	1.4	1.2	1.7	1.1	1.4	10.9	20.3	25.3	29.6	40.4	56.6	62.4	64.1	64.0	62.0	58.0	56.3	58.5	55.9	45.5
19	MINNESOTA	LE SUEUR	M	10-14 yrs	1.1	1.6	2.2	2.4	1.3	1.3	2.5	2.0	12.7	23.6	27.1	32.3	42.8	51.5	51.3	54.2	56.7	56.0	56.5	55.0	56.6	53.0	43.7
19	MINNESOTA	LE SUEUR	M	15-19 yrs	2.6	2.5	2.1	2.1	2.9	1.8	2.0	2.7	16.6	29.7	36.9	42.0	50.7	58.7	60.0	60.0	58.1	54.9	53.3	52.1	52.6	53.7	44.5
19	MINNESOTA	LE SUEUR	M	20-24 yrs	3.6	3.4	2.1	2.6	1.9	1.9	1.9	2.4	15.4	33.4	39.6	48.4	58.2	61.0	65.4	61.2	63.4	56.0	54.8	52.9	57.2	50.7	37.3
19	MINNESOTA	LE SUEUR	M	25-29 yrs	1.4	3.1	2.6	2.4	2.7	1.8	1.5	1.5	13.6	24.3	30.5	35.0	44.5	54.3	55.6	61.1	59.7	56.4	50.9	49.9	56.3	52.5	36.1
19	MINNESOTA	LE SUEUR	M	30-34 yrs	3.1	2.3	2.2	2.0	2.7	2.5	2.0	2.3	12.6	22.3	29.3	35.0	45.6	51.4	53.0	53.6	57.1	51.7	51.6	51.7	55.3	54.9	41.3
19	MINNESOTA	LE SUEUR	M	35-39 yrs	1.8	2.4	3.0	3.3	2.2	2.1	1.8	2.6	14.5	27.1	29.9	34.1	44.9	49.6	53.2	54.1	51.3	50.5	50.1	48.9	50.0	51.2	37.8
19	MINNESOTA	LE SUEUR	M	40-44 yrs	2.0	2.7	3.0	2.8	2.8	4.0	3.9	4.2	15.1	25.0	30.2	33.1	41.9	48.2	52.4	53.1	55.9	55.9	51.2	46.8	48.0	47.1	35.9
19	MINNESOTA	LE SUEUR	M	45-49 yrs	3.1	3.5	3.8	4.2	3.9	3.7	4.2	4.0	16.8	27.1	29.7	36.6	45.1	52.8	54.2	54.0	53.5	52.6	50.1	49.0	49.3	47.4	37.5
19	MINNESOTA	LE SUEUR	M	50-54 yrs	5.8	6.7	5.6	4.3	3.9	5.3	6.0	6.2	22.8	33.3	37.6	44.5	54.5	55.5	58.2	56.7	55.9	54.1	52.6	45.8	48.0	48.6	40.8
19	MINNESOTA	LE SUEUR	M	55-59 yrs	8.1	7.1	6.6	5.8	7.4	6.7	7.1	7.1	23.5	34.6	39.9	44.3	51.6	59.4	61.8	61.3	62.9	61.7	57.7	55.4	55.3	52.4	42.1
19	MINNESOTA	LE SUEUR	M	60-64 yrs	12.2	11.4	10.6	11.0	8.9	10.4	11.1	9.7	26.1	39.9	44.5	52.5	59.3	62.4	62.6	64.0	63.3	63.5	62.7	60.3	61.7	64.7	54.4
19	MINNESOTA	LE SUEUR	M	65-69 yrs	17.2	17.1	16.2	14.5	12.8	12.1	12.9	15.4	41.2	49.7	52.4	57.0	63.3	65.7	67.5	67.6	66.8	66.7	68.4	65.7	65.0	63.7	59.2
19	MINNESOTA	LE SUEUR	M	70-74 yrs	15.4	18.0	19.9	20.4	21.2	20.1	18.4	16.5	34.6	43.8	50.5	63.4	73.8	76.8	77.6	74.3	72.7	72.4	68.6	65.7	70.3	70.3	66.8
19	MINNESOTA	LE SUEUR	M	75-79 yrs	19.5	17.6	16.0	18.8	15.9	15.9	18.2	27.0	43.1	51.6	58.3	72.1	76.7	73.6	70.7	74.7	78.1	76.2	71.2	69.7	74.1	74.6	69.1
19	MINNESOTA	LE SUEUR	M	80-84 yrs	13.2	13.6	15.1	12.9	14.9	14.6	14.5	15.1	39.1	53.1	58.1	66.0	87.5	90.8	87.8	83.1	77.8	75.0	68.4	66.4	71.8	74.5	70.2
19	MINNESOTA	LE SUEUR	M	85+ yrs	10.9	8.9	9.2	11.1	12.2	9.7	12.4	17.5	37.6	57.1	57.2	69.8	79.8	78.3	80.5	85.5	84.7	87.0	83.1	85.7	84.4	77.4	84.8

Percent coverage of REP Census (v. 2022) versus the US Census Decennial and Intercensal population estimates (Vintage 2022)

Co.	State	County	Sex	Age Group	2000	2001	2002	2003	2004	2005	2006	2007	2008	2009	2010	2011	2012	2013	2014	2015	2016	2017	2018	2019	2020	2021	2022
20	WISCONSIN	EAU CLAIRE	F	00-04 yrs	2.3	2.7	1.9	1.9	2.0	1.8	1.7	2.2	16.7	44.6	47.4	51.9	52.9	54.0	53.3	55.3	54.3	54.3	55.0	55.2	57.0	58.5	51.8
20	WISCONSIN	EAU CLAIRE	F	05-09 yrs	1.4	1.5	1.2	1.4	1.6	1.8	1.8	1.5	27.0	40.9	46.3	47.1	48.0	48.8	49.4	49.3	50.8	53.4	53.3	53.6	59.3	63.2	58.5
20	WISCONSIN	EAU CLAIRE	F	10-14 yrs	1.8	1.6	2.0	1.5	1.6	1.8	1.9	2.0	30.3	44.7	49.4	49.8	50.2	49.3	49.5	50.2	49.1	49.8	50.8	51.2	54.2	58.6	55.1
20	WISCONSIN	EAU CLAIRE	F	15-19 yrs	1.0	1.0	0.9	0.9	0.9	1.1	1.2	1.3	26.2	37.7	40.5	41.6	42.3	42.3	41.0	39.7	38.3	38.4	39.0	40.6	45.5	46.4	38.6
20	WISCONSIN	EAU CLAIRE	F	20-24 yrs	0.8	0.7	0.9	1.0	0.9	0.9	0.7	0.7	21.3	36.5	42.3	40.9	39.1	38.6	38.6	38.0	38.1	36.9	35.7	35.1	40.6	44.3	35.6
20	WISCONSIN	EAU CLAIRE	F	25-29 yrs	2.1	1.9	1.9	2.3	2.1	1.9	2.3	2.4	38.9	57.0	64.7	66.7	68.0	67.5	69.0	70.0	68.6	66.9	64.8	63.2	68.4	70.3	61.6
20	WISCONSIN	EAU CLAIRE	F	30-34 yrs	2.3	2.6	2.0	1.8	2.3	2.1	2.2	2.3	38.3	56.6	63.9	65.2	65.0	64.9	64.9	65.2	67.0	67.2	68.5	68.9	74.1	77.7	67.6
20	WISCONSIN	EAU CLAIRE	F	35-39 yrs	2.1	2.1	2.5	2.5	2.3	2.6	2.2	2.4	39.3	54.8	60.2	59.9	63.1	63.6	64.9	64.6	64.0	63.0	62.4	62.7	69.1	71.6	65.3
20	WISCONSIN	EAU CLAIRE	F	40-44 yrs	2.1	1.8	2.0	2.2	2.1	2.2	2.3	2.7	41.5	55.9	60.9	62.5	62.4	62.2	59.4	58.9	60.0	60.6	60.7	60.8	65.8	67.0	61.6
20	WISCONSIN	EAU CLAIRE	F	45-49 yrs	2.8	2.5	2.2	2.6	2.8	2.5	2.4	2.8	42.5	56.9	61.1	63.3	64.5	63.4	61.4	59.8	60.8	59.8	60.0	59.2	64.3	68.6	58.9
20	WISCONSIN	EAU CLAIRE	F	50-54 yrs	3.2	2.8	2.8	2.8	2.8	3.1	3.7	3.6	45.0	58.2	62.3	61.4	62.3	62.6	63.7	62.5	62.7	63.1	61.7	60.3	64.8	65.3	58.7
20	WISCONSIN	EAU CLAIRE	F	55-59 yrs	4.4	3.8	3.0	3.3	3.7	3.7	3.6	3.7	46.1	60.0	63.7	62.8	61.0	61.4	59.3	59.6	59.9	59.8	59.9	59.0	63.4	67.0	61.0
20	WISCONSIN	EAU CLAIRE	F	60-64 yrs	4.3	3.9	3.4	4.0	4.2	4.3	3.8	4.1	49.3	61.4	64.2	64.2	65.0	64.5	65.3	61.5	60.7	60.0	58.9	57.9	60.2	62.8	58.7
20	WISCONSIN	EAU CLAIRE	F	65-69 yrs	6.1	4.5	5.4	4.8	5.4	6.1	6.1	6.4	52.7	63.0	66.4	66.1	67.6	68.5	67.5	68.5	68.0	67.0	66.7	64.8	65.1	65.9	61.7
20	WISCONSIN	EAU CLAIRE	F	70-74 yrs	5.6	4.6	4.5	4.5	4.8	5.3	6.0	6.2	58.0	67.4	68.0	65.6	66.6	66.9	68.2	69.1	68.2	70.7	71.6	68.5	71.7	73.7	69.9
20	WISCONSIN	EAU CLAIRE	F	75-79 yrs	6.6	4.9	3.8	3.4	4.7	5.4	5.2	5.5	61.8	72.0	74.3	74.5	73.7	68.7	70.2	69.2	69.4	70.4	71.7	70.8	73.0	74.3	72.7
20	WISCONSIN	EAU CLAIRE	F	80-84 yrs	5.5	2.8	3.4	2.9	3.0	3.7	4.5	4.6	60.5	71.0	72.1	69.0	71.8	75.3	73.5	75.5	76.3	74.3	70.2	72.5	73.2	74.3	72.3
20	WISCONSIN	EAU CLAIRE	F	85+ yrs	3.3	2.0	1.6	1.6	2.0	2.0	1.9	2.6	62.9	77.3	79.3	77.5	77.1	78.4	79.4	77.7	77.0	78.7	82.4	80.1	67.0	68.2	69.1
20	WISCONSIN	EAU CLAIRE	M	00-04 yrs	2.6	2.3	1.7	2.4	2.1	1.9	2.4	3.4	17.5	45.1	48.7	51.4	54.0	52.5	52.5	54.0	56.5	55.8	57.5	57.9	59.4	58.7	51.9
20	WISCONSIN	EAU CLAIRE	M	05-09 yrs	2.3	1.9	1.7	1.9	2.1	1.8	2.2	2.4	26.0	39.3	45.1	47.8	49.5	49.9	51.1	51.7	52.3	53.5	53.6	54.5	60.6	63.1	58.9
20	WISCONSIN	EAU CLAIRE	M	10-14 yrs	1.8	1.7	2.2	1.8	1.9	2.2	2.0	2.6	30.7	45.4	50.5	50.5	49.3	48.8	48.9	48.3	49.5	50.4	50.6	53.3	54.1	57.7	54.7
20	WISCONSIN	EAU CLAIRE	M	15-19 yrs	1.0	0.9	1.1	1.3	1.1	1.2	1.2	1.7	25.3	39.7	46.1	47.2	45.9	44.8	43.5	43.7	41.9	40.3	40.3	41.3	44.0	46.0	39.4
20	WISCONSIN	EAU CLAIRE	M	20-24 yrs	0.8	0.7	0.5	0.5	0.6	0.7	0.7	0.8	15.3	31.2	37.7	38.9	38.8	37.2	36.5	36.6	36.1	34.9	34.2	33.5	38.0	41.3	31.1
20	WISCONSIN	EAU CLAIRE	M	25-29 yrs	1.4	0.9	0.9	1.0	1.1	1.0	0.8	1.0	24.8	45.7	54.6	56.6	58.0	56.7	58.3	55.1	55.1	55.4	52.4	51.3	57.9	59.8	46.4
20	WISCONSIN	EAU CLAIRE	M	30-34 yrs	0.9	1.0	1.2	1.0	1.0	1.0	1.0	1.1	28.2	49.9	58.2	62.6	62.0	60.7	61.3	61.7	61.1	62.3	59.4	59.9	65.9	68.5	57.5
20	WISCONSIN	EAU CLAIRE	M	35-39 yrs	1.4	1.2	1.4	1.5	1.5	1.6	1.7	1.7	31.0	51.7	59.5	59.2	61.6	59.3	60.7	61.4	62.0	60.9	60.7	60.7	64.6	68.1	58.0
20	WISCONSIN	EAU CLAIRE	M	40-44 yrs	1.8	1.5	1.1	1.3	1.6	1.6	1.6	2.0	31.7	50.2	58.7	60.8	62.1	61.9	62.5	59.9	58.6	59.5	57.5	58.3	62.4	64.9	54.2
20	WISCONSIN	EAU CLAIRE	M	45-49 yrs	1.8	1.6	2.0	2.1	2.0	1.7	1.7	2.0	35.2	53.0	59.8	62.2	63.7	63.5	62.0	59.9	57.8	58.0	59.4	59.1	61.6	62.2	55.0
20	WISCONSIN	EAU CLAIRE	M	50-54 yrs	2.4	1.9	2.5	2.2	2.3	2.2	2.6	3.2	37.9	54.6	59.7	61.3	63.1	62.6	62.9	62.4	61.7	61.5	59.3	57.5	61.0	63.1	54.2
20	WISCONSIN	EAU CLAIRE	M	55-59 yrs	3.4	3.2	2.9	2.6	2.8	3.1	3.3	3.3	41.6	56.1	60.8	62.5	63.4	62.9	63.4	61.8	62.4	61.4	61.3	60.2	61.3	62.0	55.9
20	WISCONSIN	EAU CLAIRE	M	60-64 yrs	5.2	4.1	3.2	3.9	4.3	4.0	4.7	5.2	43.2	57.0	62.6	63.2	63.6	64.5	65.0	65.0	63.9	63.5	60.4	60.1	60.8	62.8	57.5
20	WISCONSIN	EAU CLAIRE	M	65-69 yrs	5.8	5.5	4.6	4.9	5.0	5.4	5.5	6.6	50.8	62.2	63.5	64.7	63.8	64.5	66.3	66.2	66.0	64.3	64.8	64.2	65.5	65.9	62.4
20	WISCONSIN	EAU CLAIRE	M	70-74 yrs	7.7	6.0	5.1	4.3	4.9	5.9	7.0	8.9	56.5	65.4	67.2	67.2	68.1	68.2	70.3	70.3	70.3	69.2	65.5	65.5	66.8	68.5	65.1
20	WISCONSIN	EAU CLAIRE	M	75-79 yrs	7.8	7.1	5.8	6.0	6.6	6.3	7.5	9.4	61.5	69.8	73.5	71.4	72.7	72.1	71.0	72.2	73.6	72.0	72.8	70.3	71.8	74.8	69.7
20	WISCONSIN	EAU CLAIRE	M	80-84 yrs	5.1	4.3	4.7	4.6	5.1	6.5	7.0	7.0	65.3	76.4	76.3	73.1	73.3	75.3	75.1	76.8	75.5	76.6	74.9	75.0	73.0	76.2	74.9
20	WISCONSIN	EAU CLAIRE	M	85+ yrs	2.7	3.0	2.5	2.6	3.6	3.6	3.0	3.9	57.6	72.2	73.7	76.1	77.9	79.4	81.0	79.2	79.5	78.6	77.2	79.7	81.9	79.9	79.4

Percent coverage of REP Census (v. 2022) versus the US Census Decennial and Intercensal population estimates (Vintage 2022)

Co.	State	County	Sex	Age Group	2000	2001	2002	2003	2004	2005	2006	2007	2008	2009	2010	2011	2012	2013	2014	2015	2016	2017	2018	2019	2020	2021	2022
21	WISCONSIN	TREMPEALEAU	F	00-04 yrs	2.2	1.4	2.0	2.2	2.1	1.9	2.8	3.0	14.3	48.9	54.1	51.6	52.3	51.8	50.6	53.6	52.5	54.9	51.9	44.8	44.2	44.5	38.4
21	WISCONSIN	TREMPEALEAU	F	05-09 yrs	2.4	2.3	1.8	1.7	1.7	1.8	1.5	2.2	19.8	43.8	51.0	51.7	52.2	52.0	51.5	47.3	49.3	50.2	50.4	48.0	48.6	49.4	46.4
21	WISCONSIN	TREMPEALEAU	F	10-14 yrs	1.7	1.5	1.9	2.2	2.2	2.6	2.4	2.0	17.7	41.4	48.7	49.6	50.0	50.2	51.0	50.9	49.7	52.3	52.2	47.7	43.9	48.9	46.2
21	WISCONSIN	TREMPEALEAU	F	15-19 yrs	2.2	2.1	2.1	1.5	1.3	1.3	1.8	3.3	29.7	63.3	68.6	65.9	63.0	59.2	56.6	56.7	56.3	59.0	61.5	62.2	65.2	67.1	59.6
21	WISCONSIN	TREMPEALEAU	F	20-24 yrs	3.3	2.6	3.2	3.6	2.7	2.5	3.1	3.6	37.8	72.7	91.3	92.9	84.9	80.8	76.9	73.7	71.2	67.6	67.6	69.7	71.7	74.0	60.1
21	WISCONSIN	TREMPEALEAU	F	25-29 yrs	2.6	2.5	2.2	2.8	2.6	3.3	3.6	3.2	30.2	57.0	66.4	62.9	67.8	69.4	68.3	68.7	72.7	72.3	64.9	58.5	69.6	70.8	58.9
21	WISCONSIN	TREMPEALEAU	F	30-34 yrs	2.6	2.9	2.8	3.6	3.4	3.1	3.7	3.4	28.3	52.4	58.7	61.6	62.9	65.9	66.2	63.2	60.9	63.4	63.1	65.0	71.3	78.2	66.2
21	WISCONSIN	TREMPEALEAU	F	35-39 yrs	2.5	2.4	2.7	2.6	2.8	3.1	2.8	3.9	28.9	49.9	58.7	60.5	58.7	54.2	53.9	51.8	56.1	63.3	61.4	59.5	64.5	65.5	59.3
21	WISCONSIN	TREMPEALEAU	F	40-44 yrs	3.7	3.3	2.7	2.0	1.9	2.2	1.9	2.7	27.8	54.1	56.9	57.1	56.5	58.4	57.4	56.2	54.1	56.2	54.2	51.5	59.4	63.1	55.7
21	WISCONSIN	TREMPEALEAU	F	45-49 yrs	4.2	4.4	4.1	4.2	4.1	3.5	3.7	2.9	29.7	56.2	61.5	61.2	60.9	57.5	57.7	55.1	57.0	59.1	60.2	55.2	60.8	62.0	52.4
21	WISCONSIN	TREMPEALEAU	F	50-54 yrs	4.1	3.6	2.9	2.4	3.2	4.5	5.1	5.6	26.3	51.8	56.6	57.5	59.5	60.3	60.5	59.2	59.8	58.4	56.8	54.2	59.6	62.4	53.9
21	WISCONSIN	TREMPEALEAU	F	55-59 yrs	4.4	4.4	3.7	4.6	3.9	3.4	3.9	3.7	29.5	54.7	59.0	58.0	57.6	55.1	54.5	54.1	53.8	56.0	58.9	57.4	57.9	59.4	54.0
21	WISCONSIN	TREMPEALEAU	F	60-64 yrs	6.6	5.5	6.9	5.4	5.2	6.6	5.4	5.9	32.1	51.9	54.8	56.8	58.2	60.2	59.3	57.2	56.2	54.4	53.0	52.0	55.1	55.1	49.9
21	WISCONSIN	TREMPEALEAU	F	65-69 yrs	7.1	6.7	5.9	6.1	4.8	4.4	4.6	5.8	30.8	50.5	56.6	58.5	59.8	60.5	57.8	58.5	58.8	61.4	64.9	62.0	58.5	59.8	54.4
21	WISCONSIN	TREMPEALEAU	F	70-74 yrs	4.1	4.9	4.9	4.3	3.9	4.4	5.3	6.0	31.0	48.5	51.5	55.8	58.2	58.4	62.0	61.5	59.4	62.0	66.3	66.3	67.1	66.1	65.6
21	WISCONSIN	TREMPEALEAU	F	75-79 yrs	6.1	4.5	6.3	6.4	5.5	6.5	5.8	5.3	34.6	48.0	50.8	53.3	53.7	54.4	53.0	52.6	57.4	58.6	62.8	63.0	67.4	67.7	67.7
21	WISCONSIN	TREMPEALEAU	F	80-84 yrs	4.5	4.0	3.6	4.0	7.0	9.4	7.5	4.8	37.5	52.3	57.4	55.0	60.1	58.3	54.4	54.6	53.3	52.0	54.3	56.6	54.2	64.0	59.3
21	WISCONSIN	TREMPEALEAU	F	85+ yrs	1.2	1.4	1.5	2.1	2.8	2.5	3.5	3.6	33.8	51.6	56.1	56.1	54.4	54.5	57.5	62.3	56.0	56.3	55.2	53.9	47.6	51.4	50.8
21	WISCONSIN	TREMPEALEAU	M	00-04 yrs	1.5	1.7	1.8	1.8	2.5	2.3	2.5	4.0	14.9	50.0	55.5	58.9	56.9	56.1	55.3	54.4	54.0	53.5	50.6	52.7	50.4	50.8	43.4
21	WISCONSIN	TREMPEALEAU	M	05-09 yrs	1.8	1.9	2.0	1.8	1.5	1.5	1.6	2.3	18.9	47.0	55.0	55.1	55.6	53.8	52.8	51.8	50.7	52.8	51.1	50.5	48.7	52.0	47.9
21	WISCONSIN	TREMPEALEAU	M	10-14 yrs	1.5	1.7	1.2	1.2	1.5	1.6	1.5	2.1	18.7	45.8	49.9	51.4	51.2	54.1	55.5	53.0	51.5	49.8	48.5	44.2	45.3	49.2	45.5
21	WISCONSIN	TREMPEALEAU	M	15-19 yrs	1.5	1.2	1.5	2.0	2.2	2.0	1.8	2.3	21.0	50.3	59.9	61.7	59.8	59.9	58.6	56.1	59.0	59.6	59.8	58.3	56.3	56.5	46.9
21	WISCONSIN	TREMPEALEAU	M	20-24 yrs	1.7	1.5	1.8	1.8	1.7	2.0	1.5	1.8	19.2	55.9	71.1	75.0	71.1	68.7	60.8	56.3	57.3	59.0	61.2	59.6	62.5	66.8	48.2
21	WISCONSIN	TREMPEALEAU	M	25-29 yrs	1.3	1.1	1.7	1.8	1.1	1.2	1.1	1.3	16.4	46.0	62.2	60.7	61.8	63.9	64.8	60.6	59.2	57.8	54.5	55.9	60.4	60.2	47.7
21	WISCONSIN	TREMPEALEAU	M	30-34 yrs	1.0	1.8	2.3	2.1	2.0	1.5	1.7	2.0	21.1	40.4	49.6	55.0	52.7	55.0	54.2	54.4	54.7	54.6	54.7	55.4	59.1	64.8	50.9
21	WISCONSIN	TREMPEALEAU	M	35-39 yrs	2.4	1.6	1.4	1.5	1.5	1.2	2.1	2.9	19.2	47.8	59.8	60.0	57.6	56.3	56.1	53.7	53.5	55.3	52.5	50.7	56.4	60.2	49.2
21	WISCONSIN	TREMPEALEAU	M	40-44 yrs	2.7	3.3	2.8	2.5	2.4	2.2	2.0	2.6	21.3	47.4	55.2	55.9	56.0	56.5	58.9	57.4	55.7	54.9	56.4	52.8	53.3	56.1	46.7
21	WISCONSIN	TREMPEALEAU	M	45-49 yrs	3.0	3.1	3.2	2.9	2.8	1.9	2.9	4.4	23.1	47.5	57.1	56.5	56.7	55.7	56.2	53.4	55.5	55.2	54.6	57.0	59.9	59.1	47.2
21	WISCONSIN	TREMPEALEAU	M	50-54 yrs	4.4	4.0	3.8	4.6	3.7	3.6	3.3	3.5	22.1	49.3	56.2	59.6	57.7	56.5	56.1	55.0	54.3	59.5	58.2	56.7	55.5	57.0	48.4
21	WISCONSIN	TREMPEALEAU	M	55-59 yrs	5.8	6.1	5.3	3.7	3.5	2.8	3.6	4.5	24.6	44.1	52.6	54.5	55.6	56.8	58.2	57.2	57.5	53.8	53.7	54.8	56.6	54.2	48.3
21	WISCONSIN	TREMPEALEAU	M	60-64 yrs	6.4	7.4	6.6	5.6	4.9	4.9	6.0	6.4	27.5	48.3	53.1	52.0	55.9	55.6	53.4	49.8	52.5	54.1	55.7	55.3	55.2	57.2	48.2
21	WISCONSIN	TREMPEALEAU	M	65-69 yrs	3.9	4.9	4.8	5.1	5.5	6.0	7.3	7.3	29.5	47.0	53.3	56.6	58.3	58.0	58.0	55.4	52.4	53.0	57.2	55.8	52.3	57.1	52.9
21	WISCONSIN	TREMPEALEAU	M	70-74 yrs	6.4	8.4	8.6	7.0	7.3	7.6	7.6	8.0	27.0	40.7	45.8	47.0	51.6	55.7	60.9	59.7	60.0	62.3	61.2	61.9	61.8	60.6	59.8
21	WISCONSIN	TREMPEALEAU	M	75-79 yrs	5.5	4.8	6.7	6.0	4.8	6.5	8.6	8.8	30.1	50.7	54.1	51.1	49.1	47.0	44.6	47.2	46.8	50.9	58.3	65.8	65.5	66.8	65.1
21	WISCONSIN	TREMPEALEAU	M	80-84 yrs	3.8	4.3	7.0	6.4	7.5	6.4	4.7	5.7	39.5	45.2	46.5	45.8	52.7	53.8	57.4	58.2	56.5	51.4	53.6	46.8	50.3	54.4	56.2
21	WISCONSIN	TREMPEALEAU	M	85+ yrs	2.7	3.2	3.9	4.3	4.9	2.9	3.1	4.2	38.5	53.4	57.5	56.3	58.1	57.8	54.6	55.5	49.8	53.2	53.3	62.0	57.2	56.6	53.3

Percent coverage of REP Census (v. 2022) versus the US Census Decennial and Intercensal population estimates (Vintage 2022)

Co.	State	County	Sex	Age Group	2000	2001	2002	2003	2004	2005	2006	2007	2008	2009	2010	2011	2012	2013	2014	2015	2016	2017	2018	2019	2020	2021	2022
22	WISCONSIN	LA CROSSE	F	00-04 yrs	1.0	0.9	1.4	1.6	1.6	2.1	2.1	2.6	7.1	39.8	44.0	44.4	43.9	43.6	42.0	40.7	38.3	37.1	34.9	33.1	33.5	32.7	28.8
22	WISCONSIN	LA CROSSE	F	05-09 yrs	0.5	0.8	0.9	1.3	1.4	1.5	1.6	1.6	9.2	35.2	40.3	41.0	41.6	40.5	40.7	40.4	38.8	36.5	34.9	33.1	35.0	35.2	32.1
22	WISCONSIN	LA CROSSE	F	10-14 yrs	0.9	0.9	1.2	1.3	1.4	1.3	1.3	1.5	10.2	36.1	40.0	41.8	41.6	41.9	42.0	40.3	39.7	38.6	36.5	32.5	34.9	36.7	32.1
22	WISCONSIN	LA CROSSE	F	15-19 yrs	1.0	1.6	1.4	1.5	1.3	1.2	1.5	1.7	10.2	31.9	36.6	36.4	35.9	35.1	34.2	35.5	35.4	32.8	30.6	29.1	35.5	37.7	26.3
22	WISCONSIN	LA CROSSE	F	20-24 yrs	1.4	1.2	1.4	1.5	1.4	1.7	1.6	1.5	10.6	30.8	40.7	42.3	39.3	37.7	36.5	35.7	36.1	33.4	29.8	29.9	37.8	42.4	26.4
22	WISCONSIN	LA CROSSE	F	25-29 yrs	3.0	2.8	2.7	2.5	2.6	2.6	2.8	2.7	18.2	44.1	53.6	56.4	58.1	59.1	57.3	55.8	54.6	48.1	43.2	39.1	44.3	46.8	35.0
22	WISCONSIN	LA CROSSE	F	30-34 yrs	3.0	2.9	2.7	3.0	3.4	2.8	2.8	2.4	16.5	41.3	49.3	51.4	52.5	50.5	51.5	49.4	49.5	49.6	46.4	41.1	48.5	50.0	36.8
22	WISCONSIN	LA CROSSE	F	35-39 yrs	2.8	3.1	2.7	2.3	2.0	2.6	2.4	3.3	18.5	42.7	48.7	48.3	49.8	48.8	48.5	48.9	48.4	47.0	44.0	40.5	47.0	46.2	38.2
22	WISCONSIN	LA CROSSE	F	40-44 yrs	3.0	3.3	3.3	2.7	3.1	2.8	2.6	2.5	16.5	42.0	47.7	49.9	49.8	51.9	50.5	49.3	47.8	45.5	44.1	42.1	46.8	47.2	37.5
22	WISCONSIN	LA CROSSE	F	45-49 yrs	3.5	3.5	3.4	3.5	3.1	3.3	3.0	2.9	17.8	42.3	49.0	51.1	52.3	49.9	49.3	47.6	49.6	47.9	46.4	43.1	49.3	48.8	38.7
22	WISCONSIN	LA CROSSE	F	50-54 yrs	3.9	3.7	4.1	4.0	3.8	3.4	3.6	3.7	18.9	42.5	47.9	47.3	47.3	47.7	47.6	48.6	47.4	47.4	45.5	41.8	45.6	47.8	38.7
22	WISCONSIN	LA CROSSE	F	55-59 yrs	4.1	4.6	4.4	4.0	4.5	4.1	4.1	4.4	18.6	41.9	45.4	47.4	48.4	48.1	47.7	46.9	46.4	45.4	44.5	42.1	45.3	45.0	38.5
22	WISCONSIN	LA CROSSE	F	60-64 yrs	4.9	4.4	4.9	4.5	4.5	4.5	5.0	4.7	21.0	43.7	46.7	47.7	47.4	47.8	46.4	44.5	46.5	47.2	45.2	40.8	41.4	42.0	36.4
22	WISCONSIN	LA CROSSE	F	65-69 yrs	6.0	5.2	4.8	4.7	4.8	4.9	5.4	5.3	21.4	39.9	45.4	45.3	44.0	44.8	45.4	44.9	43.6	44.0	44.1	42.1	42.7	44.1	40.2
22	WISCONSIN	LA CROSSE	F	70-74 yrs	5.9	6.0	6.5	5.8	4.5	5.6	5.2	5.8	21.7	36.9	38.3	38.5	41.1	42.0	41.4	43.2	43.5	41.8	42.5	42.7	43.4	43.8	42.5
22	WISCONSIN	LA CROSSE	F	75-79 yrs	4.8	5.7	6.3	5.9	5.2	4.8	4.8	5.5	25.7	39.6	41.1	40.3	40.4	39.0	38.9	36.5	36.7	39.6	40.4	39.8	42.8	43.3	39.8
22	WISCONSIN	LA CROSSE	F	80-84 yrs	4.1	5.6	5.4	4.4	4.3	5.3	5.7	5.1	26.2	42.1	43.5	42.4	43.7	44.3	42.1	41.3	39.9	37.2	35.5	36.8	37.1	38.7	39.7
22	WISCONSIN	LA CROSSE	F	85+ yrs	2.5	3.6	4.7	2.8	2.8	3.5	4.1	4.3	29.0	47.0	48.3	46.2	46.5	44.7	44.1	41.7	40.9	39.3	37.5	36.5	36.6	35.4	34.8
22	WISCONSIN	LA CROSSE	M	00-04 yrs	1.6	1.6	1.7	1.8	2.2	2.1	2.6	2.9	7.6	39.1	42.1	43.4	43.7	43.9	42.7	42.2	42.6	40.4	37.0	32.8	30.9	29.9	26.2
22	WISCONSIN	LA CROSSE	M	05-09 yrs	0.8	1.0	1.3	1.7	2.0	2.0	1.8	2.0	10.1	33.4	38.8	38.8	41.0	41.1	42.1	41.3	40.9	39.2	38.1	34.8	35.7	36.2	31.4
22	WISCONSIN	LA CROSSE	M	10-14 yrs	1.1	1.1	1.1	1.2	1.4	1.4	1.6	1.9	10.3	34.6	39.5	40.0	39.3	39.2	39.0	38.6	37.6	37.8	35.8	35.4	36.7	36.8	32.1
22	WISCONSIN	LA CROSSE	M	15-19 yrs	0.6	0.8	0.9	0.8	1.1	1.1	1.2	1.3	9.0	33.1	40.6	42.6	42.6	41.9	41.1	39.3	39.8	36.4	34.0	32.2	37.3	38.9	28.8
22	WISCONSIN	LA CROSSE	M	20-24 yrs	1.2	1.1	0.7	0.8	0.9	0.8	0.8	0.9	7.4	28.1	40.4	42.9	43.2	42.0	38.9	37.0	36.5	33.6	30.8	30.8	36.4	40.0	25.5
22	WISCONSIN	LA CROSSE	M	25-29 yrs	1.4	1.6	1.6	1.5	1.7	1.7	1.2	1.4	11.1	38.0	49.0	54.8	56.3	56.7	55.2	50.4	49.5	45.3	41.6	38.5	42.7	46.1	33.8
22	WISCONSIN	LA CROSSE	M	30-34 yrs	2.0	1.9	1.8	1.9	2.0	1.8	1.8	1.8	13.1	38.3	49.6	52.3	53.4	53.1	51.5	51.1	50.2	47.5	44.7	41.6	46.5	47.5	34.5
22	WISCONSIN	LA CROSSE	M	35-39 yrs	2.0	2.2	2.1	2.1	1.9	1.9	1.5	1.9	11.2	37.9	48.1	50.4	51.8	51.6	50.9	49.4	48.9	45.2	43.2	41.7	43.8	45.0	35.7
22	WISCONSIN	LA CROSSE	M	40-44 yrs	2.7	2.5	2.3	1.8	1.9	2.1	2.2	2.0	13.9	38.2	47.8	51.0	50.3	50.3	49.9	49.6	48.6	47.8	45.0	43.1	45.0	43.7	33.6
22	WISCONSIN	LA CROSSE	M	45-49 yrs	2.8	3.3	2.9	2.8	2.5	2.3	1.9	2.8	14.1	38.6	47.4	49.5	52.1	52.5	50.9	49.0	48.4	46.0	45.3	43.7	45.9	46.3	37.3
22	WISCONSIN	LA CROSSE	M	50-54 yrs	3.5	3.5	3.5	3.1	3.2	3.2	3.4	4.0	14.6	38.0	45.0	47.5	48.6	49.5	50.5	50.2	49.6	49.0	47.5	45.3	46.1	46.0	36.4
22	WISCONSIN	LA CROSSE	M	55-59 yrs	4.8	5.6	4.6	4.3	4.1	4.3	4.2	4.8	16.7	37.1	44.5	46.5	48.1	47.5	46.8	47.1	47.4	47.2	45.8	44.4	45.6	44.9	37.2
22	WISCONSIN	LA CROSSE	M	60-64 yrs	6.3	5.0	5.2	5.4	5.8	5.8	6.5	5.9	19.5	40.5	45.4	45.1	45.4	46.8	46.7	45.5	45.9	45.0	43.5	41.3	41.3	42.5	37.3
22	WISCONSIN	LA CROSSE	M	65-69 yrs	6.3	8.2	7.3	6.8	6.5	6.7	6.5	6.8	21.1	39.3	41.9	43.1	43.1	43.0	44.2	44.6	43.9	42.1	43.0	41.8	41.0	40.9	36.8
22	WISCONSIN	LA CROSSE	M	70-74 yrs	6.3	6.9	7.3	6.4	6.4	6.7	7.0	8.1	21.7	34.9	39.0	41.0	41.9	43.0	43.3	41.9	41.1	42.3	41.9	42.0	42.6	42.8	39.9
22	WISCONSIN	LA CROSSE	M	75-79 yrs	6.8	7.7	8.4	6.7	7.1	7.4	7.0	8.5	21.1	33.1	34.6	35.4	37.1	39.8	42.0	39.9	38.8	39.5	40.5	39.9	40.1	41.5	41.8
22	WISCONSIN	LA CROSSE	M	80-84 yrs	6.3	6.3	7.0	5.7	6.3	6.7	8.3	10.1	26.2	37.2	39.9	38.4	36.3	36.4	35.3	36.0	36.9	37.7	38.3	39.4	38.7	38.5	37.8
22	WISCONSIN	LA CROSSE	M	85+ yrs	3.6	4.1	4.4	5.3	6.9	6.7	5.9	5.5	25.3	39.0	42.4	40.8	40.7	39.3	38.4	36.1	37.6	36.1	34.3	32.6	35.4	36.1	36.9

Percent coverage of REP Census (v. 2022) versus the US Census Decennial and Intercensal population estimates (Vintage 2022)

Co.	State	County	Sex	Age Group	2000	2001	2002	2003	2004	2005	2006	2007	2008	2009	2010	2011	2012	2013	2014	2015	2016	2017	2018	2019	2020	2021	2022
23	WISCONSIN	BUFFALO	F	00-04 yrs	4.4	7.1	5.1	5.1	4.5	4.4	2.4	2.8	17.5	47.2	54.9	55.7	57.9	61.9	56.8	61.5	58.7	55.7	53.1	52.7	51.6	49.2	51.4
23	WISCONSIN	BUFFALO	F	05-09 yrs	4.4	3.4	2.9	2.1	2.2	2.1	1.9	2.4	22.6	42.2	52.5	56.1	55.7	57.2	54.6	54.7	54.2	56.5	54.5	53.4	53.0	56.8	48.9
23	WISCONSIN	BUFFALO	F	10-14 yrs	3.8	4.8	5.4	3.7	3.7	3.0	2.9	3.0	21.5	37.7	47.2	55.3	60.9	56.6	57.4	57.0	57.2	53.4	47.5	47.8	46.8	49.9	42.8
23	WISCONSIN	BUFFALO	F	15-19 yrs	5.1	4.9	5.2	5.3	6.2	6.6	6.2	5.7	32.7	60.8	69.8	69.3	69.1	73.4	68.0	63.4	64.0	66.8	60.8	58.9	58.7	54.4	49.6
23	WISCONSIN	BUFFALO	F	20-24 yrs	5.8	7.3	9.0	9.0	6.1	7.7	6.8	5.9	35.4	67.7	87.3	86.3	79.2	77.8	83.8	79.4	69.5	74.5	73.9	68.3	67.5	69.4	54.8
23	WISCONSIN	BUFFALO	F	25-29 yrs	6.5	6.5	9.5	6.7	7.3	6.8	7.7	6.2	33.4	54.3	65.7	70.1	79.1	86.4	78.4	76.1	81.9	77.4	67.3	64.7	65.2	64.0	49.2
23	WISCONSIN	BUFFALO	F	30-34 yrs	6.3	7.3	5.6	7.5	7.5	7.0	7.3	8.0	30.0	51.9	61.5	67.4	66.9	63.6	67.7	67.7	71.1	68.5	64.8	62.9	66.1	66.3	61.7
23	WISCONSIN	BUFFALO	F	35-39 yrs	6.3	6.2	6.3	7.7	7.0	6.9	6.2	6.9	30.7	54.9	62.7	62.4	65.1	63.3	61.3	63.9	63.4	58.0	54.0	55.1	55.3	56.3	49.3
23	WISCONSIN	BUFFALO	F	40-44 yrs	7.8	7.0	6.7	7.4	7.8	8.0	7.5	6.3	32.4	50.2	55.7	55.4	59.6	63.4	65.1	68.3	65.5	64.6	60.6	56.1	55.4	58.1	49.4
23	WISCONSIN	BUFFALO	F	45-49 yrs	9.1	10.2	10.3	7.0	7.3	7.4	7.3	7.5	29.6	49.0	56.1	61.2	63.0	63.7	63.8	61.0	67.3	63.6	60.1	57.5	55.7	58.7	54.9
23	WISCONSIN	BUFFALO	F	50-54 yrs	8.7	9.5	11.3	10.6	10.6	11.3	12.1	11.2	34.6	51.7	58.9	57.7	60.2	60.9	62.0	62.0	62.6	60.6	57.0	54.6	52.2	55.7	47.1
23	WISCONSIN	BUFFALO	F	55-59 yrs	12.2	11.0	12.2	10.2	8.6	11.5	12.2	10.4	33.6	52.6	59.8	58.5	65.3	66.6	64.6	64.1	61.4	57.6	53.6	54.0	56.7	53.8	49.3
23	WISCONSIN	BUFFALO	F	60-64 yrs	14.4	13.5	15.7	15.5	17.5	16.7	13.9	16.0	36.8	53.8	58.9	60.9	58.1	58.7	61.1	65.0	65.0	68.4	62.5	54.6	53.8	52.3	44.5
23	WISCONSIN	BUFFALO	F	65-69 yrs	12.6	13.4	14.1	15.3	17.4	16.1	17.6	17.3	43.5	56.7	63.4	65.4	66.5	69.3	66.8	64.7	66.6	64.8	64.0	58.3	57.5	57.9	54.7
23	WISCONSIN	BUFFALO	F	70-74 yrs	15.8	15.1	16.5	13.0	13.7	15.1	10.2	14.1	39.1	56.8	63.1	61.9	62.7	63.3	63.8	65.3	66.9	69.3	72.9	67.5	64.8	59.2	54.1
23	WISCONSIN	BUFFALO	F	75-79 yrs	9.6	12.9	12.6	15.5	17.4	17.9	17.3	17.7	42.4	57.1	61.4	66.1	62.6	63.1	67.2	68.2	66.4	65.4	63.5	61.8	66.3	65.2	58.7
23	WISCONSIN	BUFFALO	F	80-84 yrs	17.1	15.6	16.1	18.0	18.0	14.6	15.6	15.1	54.6	64.5	68.1	69.7	75.5	66.8	65.6	67.7	75.4	68.8	67.2	65.7	66.7	58.0	58.2
23	WISCONSIN	BUFFALO	F	85+ yrs	11.9	9.3	10.1	11.2	14.2	12.8	11.0	9.2	49.8	72.0	74.1	78.6	70.1	71.3	62.4	60.1	60.8	70.3	72.5	65.6	62.5	60.2	51.6
23	WISCONSIN	BUFFALO	M	00-04 yrs	3.9	4.5	5.5	5.1	4.5	4.0	5.1	5.0	18.5	47.5	49.5	59.5	59.9	62.0	67.0	63.3	64.8	64.5	57.6	56.9	55.6	50.9	40.7
23	WISCONSIN	BUFFALO	M	05-09 yrs	3.2	4.2	4.7	4.2	6.0	7.6	7.2	7.1	24.0	46.7	60.0	56.4	58.4	60.2	61.4	58.2	58.6	57.1	57.1	49.1	48.0	52.2	47.3
23	WISCONSIN	BUFFALO	M	10-14 yrs	2.7	3.5	3.8	3.9	3.4	3.5	4.0	4.6	25.0	45.4	54.2	55.7	57.8	59.3	63.0	65.8	61.6	60.0	56.1	52.6	47.3	44.2	41.7
23	WISCONSIN	BUFFALO	M	15-19 yrs	4.0	5.2	5.0	5.0	5.0	4.1	5.6	4.8	23.2	48.9	61.3	65.2	65.5	68.3	64.7	63.2	61.0	60.3	60.6	61.1	60.2	53.6	48.9
23	WISCONSIN	BUFFALO	M	20-24 yrs	4.8	3.5	3.0	4.0	3.9	6.5	5.0	4.4	22.1	42.1	65.4	70.1	71.6	62.5	64.2	56.9	58.7	61.8	57.1	52.6	58.0	57.7	43.5
23	WISCONSIN	BUFFALO	M	25-29 yrs	4.2	4.4	3.5	3.4	1.9	2.4	3.2	4.2	19.1	41.3	49.6	57.4	63.3	62.6	59.8	59.9	59.4	56.0	50.6	50.7	53.5	52.9	37.0
23	WISCONSIN	BUFFALO	M	30-34 yrs	5.8	4.9	5.0	6.1	4.6	4.8	4.1	5.4	22.5	45.5	54.3	59.8	60.2	65.9	63.1	60.8	59.0	58.2	55.1	51.8	56.8	56.8	44.3
23	WISCONSIN	BUFFALO	M	35-39 yrs	3.8	4.9	4.4	5.8	7.1	8.1	6.7	4.7	23.8	42.0	52.1	55.8	61.4	61.5	67.3	62.1	58.7	52.4	55.5	54.5	52.6	53.7	45.0
23	WISCONSIN	BUFFALO	M	40-44 yrs	5.8	5.5	4.8	6.3	6.3	6.1	5.9	6.4	27.3	46.4	57.3	55.0	56.6	60.6	55.0	61.2	62.6	59.1	54.3	53.0	46.0	50.1	40.7
23	WISCONSIN	BUFFALO	M	45-49 yrs	8.8	8.9	8.6	7.4	6.7	5.8	6.3	5.9	25.2	46.3	53.6	55.3	55.7	55.6	62.2	62.7	60.8	61.2	60.3	56.9	52.3	55.4	42.6
23	WISCONSIN	BUFFALO	M	50-54 yrs	8.7	9.1	10.6	10.8	9.2	10.4	11.8	11.5	30.1	49.5	56.2	60.4	61.5	61.8	60.2	59.5	60.9	59.3	56.1	52.6	52.7	55.4	46.9
23	WISCONSIN	BUFFALO	M	55-59 yrs	8.6	10.3	10.2	11.7	11.5	10.2	9.4	11.7	32.8	52.2	57.4	62.0	61.1	63.0	65.1	64.4	63.0	61.9	56.4	56.8	56.9	53.9	43.7
23	WISCONSIN	BUFFALO	M	60-64 yrs	15.6	14.2	16.8	13.7	13.4	12.3	13.4	14.7	33.0	46.5	53.1	53.0	56.6	58.1	63.4	61.9	59.6	62.5	61.2	56.5	52.3	51.3	43.5
23	WISCONSIN	BUFFALO	M	65-69 yrs	14.2	14.9	15.8	19.4	18.7	20.5	18.5	18.7	44.4	56.7	58.8	61.4	56.4	56.9	58.2	59.8	58.6	62.0	60.4	59.7	59.2	57.2	47.9
23	WISCONSIN	BUFFALO	M	70-74 yrs	15.9	16.6	20.1	16.1	14.7	13.2	15.7	16.9	37.5	56.9	62.4	65.4	68.8	67.8	69.1	65.1	64.7	60.9	62.8	61.7	58.8	54.9	55.8
23	WISCONSIN	BUFFALO	M	75-79 yrs	15.9	13.3	12.4	16.8	21.1	24.3	20.7	25.6	46.0	56.7	56.9	63.9	69.6	68.1	69.2	66.4	68.2	70.7	70.2	60.1	59.9	61.0	55.2
23	WISCONSIN	BUFFALO	M	80-84 yrs	19.9	17.3	17.5	13.5	15.0	15.3	19.4	21.9	48.5	59.2	68.8	65.5	64.2	65.1	65.9	60.6	70.4	72.7	64.2	57.5	60.3	57.9	62.1
23	WISCONSIN	BUFFALO	M	85+ yrs	12.9	16.1	18.6	22.7	23.9	20.4	21.1	21.4	58.0	74.3	67.6	69.8	72.2	72.4	72.6	79.9	67.8	64.6	69.7	64.6	57.1	56.5	51.1

Percent coverage of REP Census (v. 2022) versus the US Census Decennial and Intercensal population estimates (Vintage 2022)

Co.	State	County	Sex	Age Group	2000	2001	2002	2003	2004	2005	2006	2007	2008	2009	2010	2011	2012	2013	2014	2015	2016	2017	2018	2019	2020	2021	2022
24	WISCONSIN	PEPIN	F	00-04 yrs	4.0	3.6	3.5	2.7	1.8	1.3	3.5	3.4	13.0	33.2	42.7	48.4	51.2	53.5	55.3	68.8	65.1	71.1	60.9	63.7	57.9	51.7	55.7
24	WISCONSIN	PEPIN	F	05-09 yrs	3.0	1.7	2.2	1.9	2.6	2.6	2.2	3.1	17.5	38.2	45.5	44.7	45.4	47.4	48.7	47.8	50.5	59.0	60.5	53.4	52.9	57.5	48.8
24	WISCONSIN	PEPIN	F	10-14 yrs	3.3	2.0	1.9	1.9	1.2	2.6	3.1	2.9	19.8	36.8	41.0	38.9	42.2	41.3	45.8	54.1	52.6	54.5	47.2	44.9	46.6	46.3	42.5
24	WISCONSIN	PEPIN	F	15-19 yrs	5.7	4.9	3.4	3.7	3.6	3.7	4.3	7.2	27.4	40.2	53.9	59.0	59.2	58.7	58.8	60.9	57.6	56.1	55.7	54.9	54.8	58.3	52.5
24	WISCONSIN	PEPIN	F	20-24 yrs	4.9	6.4	5.4	5.6	2.8	4.0	5.5	6.5	27.9	59.2	80.6	81.7	83.1	74.2	75.4	76.8	70.0	76.2	78.4	72.7	71.8	64.3	58.9
24	WISCONSIN	PEPIN	F	25-29 yrs	5.2	2.8	5.6	4.8	8.7	7.7	8.0	4.2	25.4	47.2	58.3	59.6	76.5	79.6	82.8	77.7	73.9	68.9	62.9	57.5	66.7	68.9	57.6
24	WISCONSIN	PEPIN	F	30-34 yrs	4.5	6.5	5.3	4.5	5.0	6.2	6.5	7.3	29.6	48.1	59.0	58.4	61.7	69.3	63.7	62.1	64.9	74.3	81.9	72.9	76.7	78.2	65.4
24	WISCONSIN	PEPIN	F	35-39 yrs	6.4	7.2	7.1	9.7	7.6	6.4	5.1	4.8	28.1	44.6	52.6	61.1	57.9	65.4	72.9	63.9	59.1	67.8	60.1	56.4	59.8	61.5	65.4
24	WISCONSIN	PEPIN	F	40-44 yrs	6.5	6.5	5.6	4.8	8.2	8.7	10.6	8.8	26.3	42.3	51.2	53.0	59.5	63.8	65.2	61.1	57.4	54.2	54.0	55.2	52.6	61.6	48.7
24	WISCONSIN	PEPIN	F	45-49 yrs	9.0	9.8	9.8	7.5	8.2	7.7	6.7	8.6	27.0	43.2	55.3	58.6	58.1	65.6	63.1	57.6	58.9	63.8	67.1	60.3	53.7	54.4	42.9
24	WISCONSIN	PEPIN	F	50-54 yrs	9.6	10.5	9.9	12.4	12.1	11.8	10.9	9.3	26.3	41.3	48.5	48.3	54.7	57.6	63.2	58.7	53.1	53.2	55.1	52.5	59.0	62.6	57.3
24	WISCONSIN	PEPIN	F	55-59 yrs	10.9	11.2	13.5	10.9	11.9	12.9	13.2	10.3	30.5	42.3	46.8	55.2	50.2	52.5	57.4	58.9	55.4	59.1	58.9	56.1	57.6	59.6	47.9
24	WISCONSIN	PEPIN	F	60-64 yrs	16.3	14.1	13.7	13.9	14.2	13.7	10.5	12.0	29.3	47.3	57.5	54.2	60.4	69.3	63.6	56.1	55.2	50.2	51.5	46.6	54.6	54.8	51.7
24	WISCONSIN	PEPIN	F	65-69 yrs	15.5	18.5	14.1	17.7	21.7	21.4	20.3	18.8	39.4	60.7	62.1	58.7	62.1	73.1	73.9	75.8	67.4	65.8	63.4	57.9	52.0	53.7	53.4
24	WISCONSIN	PEPIN	F	70-74 yrs	16.8	21.4	25.6	25.0	23.4	21.7	22.0	19.2	48.3	64.6	68.1	72.7	74.2	71.7	74.1	72.4	80.7	79.1	78.7	74.0	81.8	69.2	62.2
24	WISCONSIN	PEPIN	F	75-79 yrs	20.8	28.1	31.9	26.0	25.9	30.4	23.7	22.1	44.2	63.8	73.9	75.8	77.9	74.5	78.7	81.0	79.9	74.0	73.2	73.6	69.7	80.7	74.3
24	WISCONSIN	PEPIN	F	80-84 yrs	21.3	17.9	22.3	25.0	29.7	22.9	24.8	20.5	34.6	55.4	62.1	63.8	64.2	75.2	73.3	76.9	72.2	85.2	77.5	64.9	76.0	84.5	93.0
24	WISCONSIN	PEPIN	F	85+ yrs	11.6	10.0	16.7	16.3	17.4	21.6	18.5	10.3	32.7	58.6	71.0	69.9	66.0	63.1	66.4	65.1	63.4	61.7	57.3	49.3	63.4	61.1	59.4
24	WISCONSIN	PEPIN	M	00-04 yrs	3.9	6.2	4.7	4.3	4.7	3.2	3.2	2.6	11.5	41.2	55.6	57.3	64.5	65.5	65.9	61.4	65.1	61.9	62.1	55.8	55.6	50.9	40.5
24	WISCONSIN	PEPIN	M	05-09 yrs	4.6	4.3	5.1	2.9	3.7	4.6	5.0	6.5	20.7	35.0	44.4	54.1	48.6	57.0	60.3	61.1	67.4	67.7	57.0	55.8	50.0	48.0	40.6
24	WISCONSIN	PEPIN	M	10-14 yrs	4.9	4.0	4.4	4.7	3.9	5.6	4.2	5.5	16.1	30.9	44.7	46.7	45.5	42.5	44.7	51.3	53.4	52.4	52.6	50.6	46.4	53.0	51.0
24	WISCONSIN	PEPIN	M	15-19 yrs	3.1	5.0	6.3	6.1	5.6	4.5	4.7	6.2	22.0	37.6	47.7	45.6	51.4	51.0	57.8	58.3	56.8	54.9	50.0	53.0	46.5	46.6	38.7
24	WISCONSIN	PEPIN	M	20-24 yrs	2.4	3.5	2.6	3.5	3.2	4.0	5.9	3.9	17.5	40.6	58.2	65.9	63.5	63.5	66.5	56.4	52.9	59.6	59.7	57.5	55.0	50.5	35.6
24	WISCONSIN	PEPIN	M	25-29 yrs	3.5	3.9	4.1	4.0	2.2	2.8	2.8	4.3	16.1	40.3	50.0	57.9	57.3	66.4	66.2	72.2	56.7	52.5	50.5	41.9	49.0	55.8	43.8
24	WISCONSIN	PEPIN	M	30-34 yrs	3.5	3.4	6.9	6.9	6.4	6.3	5.1	4.6	21.2	32.1	40.9	49.2	50.7	55.7	61.6	59.9	61.7	61.1	60.7	64.4	60.0	61.6	46.9
24	WISCONSIN	PEPIN	M	35-39 yrs	2.6	1.9	2.2	6.1	5.4	5.6	7.5	7.6	18.2	38.1	44.2	48.5	55.2	55.6	61.9	55.2	55.1	57.0	52.2	51.2	50.9	50.0	47.1
24	WISCONSIN	PEPIN	M	40-44 yrs	7.2	5.1	5.2	6.2	4.4	5.6	6.9	5.9	16.4	31.9	38.8	51.1	54.0	60.4	61.4	59.9	57.2	58.8	52.2	59.8	50.2	55.0	45.1
24	WISCONSIN	PEPIN	M	45-49 yrs	7.0	4.8	4.9	6.0	7.0	4.9	5.3	5.8	20.1	34.2	43.8	45.8	46.2	51.6	48.6	53.1	52.9	55.4	53.7	55.8	60.2	58.6	46.4
24	WISCONSIN	PEPIN	M	50-54 yrs	12.7	10.8	7.3	8.8	9.0	9.5	9.2	9.5	27.2	42.6	48.2	52.8	54.0	57.8	57.6	55.1	51.8	54.0	49.3	47.5	51.7	55.0	54.1
24	WISCONSIN	PEPIN	M	55-59 yrs	14.4	12.5	13.3	14.4	14.5	12.4	11.6	9.6	25.1	36.3	46.4	48.9	51.1	56.3	60.1	63.6	62.0	61.6	59.0	54.0	54.6	57.3	48.3
24	WISCONSIN	PEPIN	M	60-64 yrs	15.0	18.8	19.1	13.2	13.4	10.5	10.3	13.2	30.0	51.3	56.5	52.8	52.5	55.2	58.5	61.4	58.8	54.0	58.9	53.6	56.1	58.1	51.8
24	WISCONSIN	PEPIN	M	65-69 yrs	19.3	18.5	22.5	21.0	20.2	20.5	19.3	18.6	32.7	50.0	51.5	54.3	62.3	61.4	65.8	65.8	66.2	64.5	63.7	59.7	59.4	65.1	55.3
24	WISCONSIN	PEPIN	M	70-74 yrs	26.4	20.7	19.3	21.1	27.0	28.0	23.9	18.6	44.8	55.5	61.3	66.3	65.3	69.7	73.7	65.2	67.2	70.3	67.0	69.1	63.1	65.2	63.5
24	WISCONSIN	PEPIN	M	75-79 yrs	23.6	26.2	33.9	33.3	32.1	25.8	28.2	29.8	51.3	57.8	58.0	65.6	78.7	77.3	75.5	79.3	78.7	80.1	73.8	75.5	75.0	77.9	73.2
24	WISCONSIN	PEPIN	M	80-84 yrs	40.6	35.7	25.3	23.2	27.6	28.1	22.8	20.2	40.9	59.5	70.9	73.6	65.4	74.0	78.1	79.8	80.2	70.2	75.8	72.8	75.3	74.8	78.6
24	WISCONSIN	PEPIN	M	85+ yrs	13.0	15.3	27.6	32.1	32.7	41.2	28.6	18.6	37.9	55.9	60.3	70.5	83.3	77.0	77.8	82.1	73.8	74.4	70.9	61.2	72.2	66.7	63.9

Percent coverage of REP Census (v. 2022) versus the US Census Decennial and Intercensal population estimates (Vintage 2022)

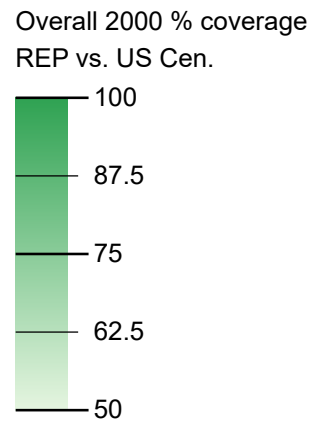
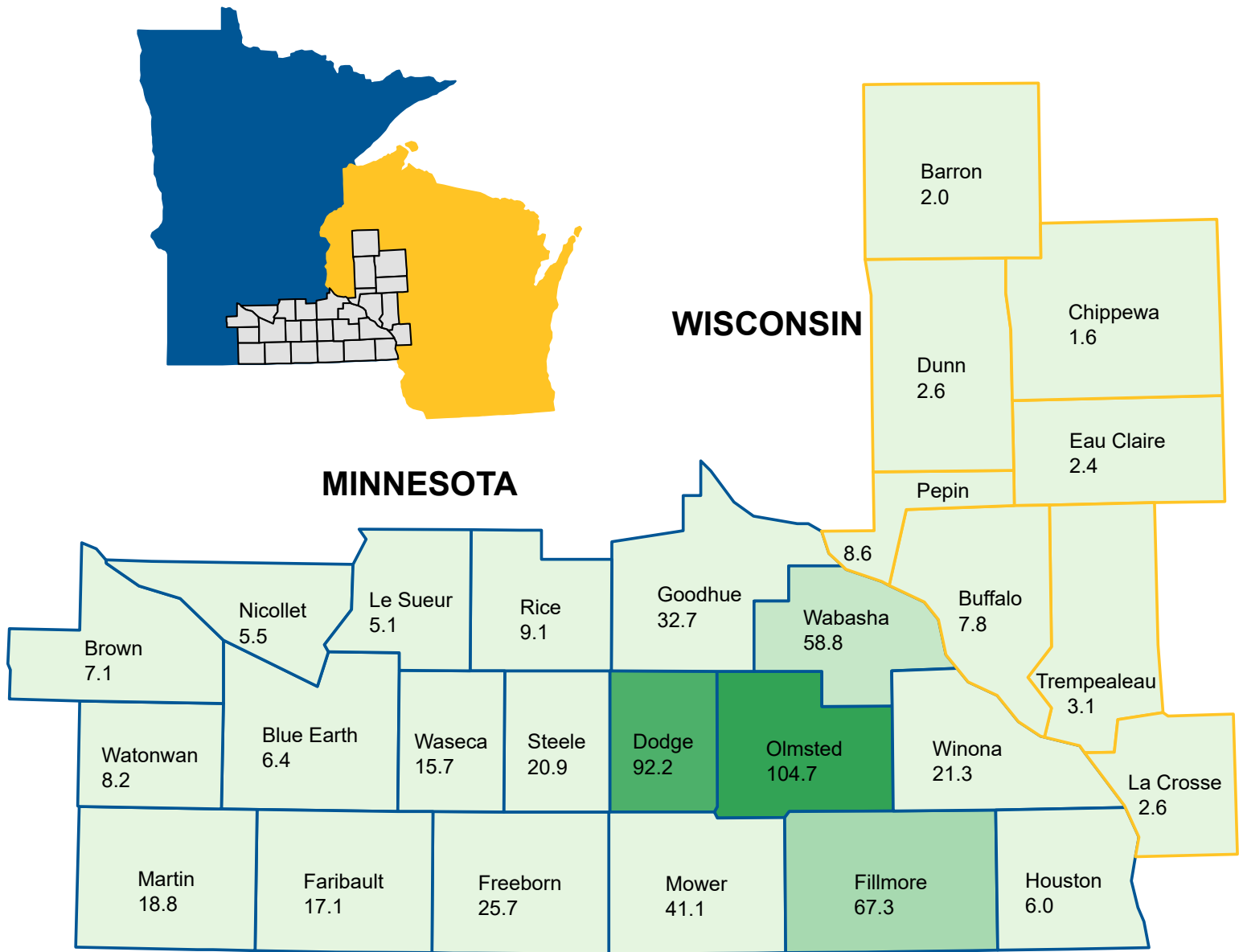
Co.	State	County	Sex	Age Group	2000	2001	2002	2003	2004	2005	2006	2007	2008	2009	2010	2011	2012	2013	2014	2015	2016	2017	2018	2019	2020	2021	2022
25	WISCONSIN	DUNN	F	00-04 yrs	2.7	2.3	1.9	1.6	1.8	1.2	1.8	2.0	18.2	57.4	81.0	83.6	90.7	89.6	88.8	86.9	90.8	85.4	84.7	81.9	80.8	80.8	75.6
25	WISCONSIN	DUNN	F	05-09 yrs	1.3	1.2	1.2	1.3	1.8	1.8	1.7	1.6	22.7	54.0	73.5	79.3	82.2	82.6	81.3	82.4	80.0	82.3	81.9	81.9	82.7	82.2	77.4
25	WISCONSIN	DUNN	F	10-14 yrs	1.1	1.2	1.4	1.2	1.3	1.2	1.1	1.5	24.4	52.0	70.6	77.4	79.3	78.5	78.8	80.0	83.9	80.5	76.9	76.8	81.4	79.7	77.2
25	WISCONSIN	DUNN	F	15-19 yrs	1.0	1.2	0.9	1.0	1.2	1.3	0.9	1.1	21.4	38.8	50.0	52.0	50.6	51.5	52.4	49.9	48.7	49.8	48.7	49.7	52.5	62.3	47.9
25	WISCONSIN	DUNN	F	20-24 yrs	1.0	1.0	1.4	1.5	1.0	1.3	1.1	1.0	16.3	34.5	46.3	49.5	48.5	46.7	45.8	43.2	44.0	44.1	42.7	43.7	47.1	51.8	39.5
25	WISCONSIN	DUNN	F	25-29 yrs	2.3	1.7	2.0	2.9	2.6	1.9	2.3	2.9	41.7	69.8	83.6	89.9	88.6	94.9	98.7	96.0	93.7	90.0	88.4	83.6	85.5	85.9	73.1
25	WISCONSIN	DUNN	F	30-34 yrs	2.2	2.2	2.0	1.5	1.6	2.8	3.3	2.8	38.9	69.9	81.6	86.3	90.3	86.7	90.1	85.5	85.5	85.6	86.8	90.1	93.7	94.6	84.6
25	WISCONSIN	DUNN	F	35-39 yrs	2.7	2.5	3.1	2.8	2.3	2.3	2.7	2.9	37.9	66.1	79.5	85.8	85.9	83.1	82.3	82.0	83.1	83.2	80.2	80.9	84.4	86.4	81.1
25	WISCONSIN	DUNN	F	40-44 yrs	4.0	3.8	3.6	3.7	2.9	4.0	4.0	4.2	44.5	69.2	77.7	82.7	83.4	85.5	82.3	81.2	82.0	80.8	78.6	77.0	80.8	82.4	75.8
25	WISCONSIN	DUNN	F	45-49 yrs	2.9	3.3	3.8	3.5	3.5	3.6	4.3	4.6	44.7	71.3	78.6	82.0	83.7	83.3	82.3	80.0	81.8	80.1	81.0	79.8	82.9	84.0	78.9
25	WISCONSIN	DUNN	F	50-54 yrs	2.6	2.9	2.9	3.5	4.9	4.2	4.5	4.1	47.6	70.9	79.0	78.2	79.9	82.6	82.4	80.3	81.5	80.9	81.3	79.1	82.9	83.8	77.5
25	WISCONSIN	DUNN	F	55-59 yrs	3.9	3.9	4.2	4.4	4.7	5.8	5.6	6.1	50.3	75.3	81.8	82.9	83.0	82.2	85.7	81.1	78.5	76.8	76.9	79.4	82.8	82.4	76.5
25	WISCONSIN	DUNN	F	60-64 yrs	5.0	6.0	5.9	5.9	6.3	6.1	6.5	5.9	53.1	73.9	83.3	86.1	86.6	86.1	81.9	81.7	80.3	83.4	81.1	80.6	81.6	81.7	75.5
25	WISCONSIN	DUNN	F	65-69 yrs	6.8	7.0	6.1	4.6	5.9	7.9	7.5	8.0	64.4	85.3	88.2	89.2	87.8	87.9	87.8	87.2	89.6	89.3	88.6	86.3	87.5	89.0	87.9
25	WISCONSIN	DUNN	F	70-74 yrs	5.9	5.3	5.1	7.0	6.0	6.1	7.7	7.6	65.8	82.9	89.4	92.3	94.1	89.4	93.2	91.1	92.4	90.0	94.0	95.1	96.2	95.8	88.8
25	WISCONSIN	DUNN	F	75-79 yrs	7.2	6.6	6.5	6.2	6.4	6.5	6.1	7.1	72.6	84.1	88.5	86.7	89.1	87.6	86.2	89.3	90.8	95.3	90.7	93.4	97.1	97.5	94.5
25	WISCONSIN	DUNN	F	80-84 yrs	4.3	4.2	4.6	4.3	4.9	5.0	5.1	5.5	70.4	85.5	86.3	88.9	87.2	91.4	86.8	88.9	85.4	87.9	88.5	88.6	97.1	98.0	98.5
25	WISCONSIN	DUNN	F	85+ yrs	1.7	1.5	1.7	2.3	3.1	3.2	2.1	2.5	53.5	78.4	84.2	85.3	86.5	84.1	79.4	75.5	77.9	75.5	75.0	73.6	80.8	84.4	82.5
25	WISCONSIN	DUNN	M	00-04 yrs	2.8	2.3	1.8	2.1	2.4	2.8	2.8	3.2	16.4	56.7	81.4	87.7	92.5	90.3	93.0	88.3	89.6	87.7	87.1	84.4	84.4	86.2	80.6
25	WISCONSIN	DUNN	M	05-09 yrs	2.4	2.5	2.0	2.1	2.0	2.4	2.1	2.9	23.2	52.1	71.1	74.8	77.9	81.6	80.4	84.3	86.7	87.0	87.4	84.8	85.9	81.9	75.9
25	WISCONSIN	DUNN	M	10-14 yrs	2.1	2.2	1.9	1.9	1.7	2.0	2.2	2.5	23.5	51.5	72.0	80.8	80.5	79.0	80.1	77.0	74.2	77.6	78.5	79.4	80.5	82.1	78.5
25	WISCONSIN	DUNN	M	15-19 yrs	0.9	0.8	1.0	1.5	1.2	1.1	1.4	1.7	16.0	34.6	46.7	52.4	54.2	53.4	54.0	53.4	54.1	53.2	51.6	52.6	56.9	63.7	49.7
25	WISCONSIN	DUNN	M	20-24 yrs	0.7	0.5	0.6	0.6	0.9	0.9	0.7	1.0	8.9	22.2	34.6	39.3	42.2	45.2	46.0	42.2	41.9	40.7	39.4	39.5	44.2	50.3	34.5
25	WISCONSIN	DUNN	M	25-29 yrs	1.1	1.4	1.5	1.3	1.2	1.7	1.6	2.0	19.8	46.0	63.9	72.0	73.6	72.5	74.8	77.5	77.4	74.5	74.6	72.1	74.0	70.8	54.4
25	WISCONSIN	DUNN	M	30-34 yrs	1.7	1.1	1.2	1.6	1.9	1.3	1.4	1.6	24.0	50.9	73.3	82.7	83.4	79.4	79.4	79.2	80.1	80.9	77.7	77.1	80.3	76.9	66.7
25	WISCONSIN	DUNN	M	35-39 yrs	2.2	2.3	1.5	2.1	1.6	1.2	1.5	2.1	24.8	49.4	70.1	79.5	80.4	81.1	80.9	80.8	80.4	78.7	75.8	75.6	77.6	79.5	67.4
25	WISCONSIN	DUNN	M	40-44 yrs	1.4	1.3	2.2	1.7	1.7	2.2	2.8	3.0	27.0	54.8	70.7	74.5	76.8	78.1	77.0	76.1	78.6	78.4	77.9	76.7	77.3	76.9	67.0
25	WISCONSIN	DUNN	M	45-49 yrs	2.8	2.3	1.5	2.0	1.9	2.0	2.5	2.6	30.5	54.1	70.3	75.9	78.6	77.5	78.2	78.7	76.4	76.0	74.1	74.2	76.0	76.6	67.7
25	WISCONSIN	DUNN	M	50-54 yrs	3.0	2.6	2.5	2.3	2.9	2.8	3.2	3.2	35.5	60.9	72.5	76.9	75.8	77.1	79.5	79.5	78.0	78.1	76.4	74.7	75.0	76.5	69.0
25	WISCONSIN	DUNN	M	55-59 yrs	5.6	4.3	4.1	4.6	5.1	4.8	4.6	5.1	37.8	63.7	75.2	79.0	80.6	79.2	80.2	80.0	76.5	75.1	76.4	75.8	77.1	75.4	68.7
25	WISCONSIN	DUNN	M	60-64 yrs	6.8	6.3	4.8	5.2	5.2	6.0	6.2	7.5	42.9	69.0	79.5	79.4	81.7	85.0	82.1	80.7	81.1	79.8	78.1	78.0	77.0	78.3	70.1
25	WISCONSIN	DUNN	M	65-69 yrs	9.1	7.0	6.3	6.9	7.5	8.6	7.7	9.4	58.7	73.4	84.3	87.0	87.3	84.8	85.4	84.7	85.2	83.3	82.2	82.6	84.1	82.7	78.1
25	WISCONSIN	DUNN	M	70-74 yrs	5.6	6.9	7.1	6.2	9.0	9.5	9.1	9.8	65.0	80.5	85.6	86.7	86.8	90.9	89.7	90.0	90.8	90.8	86.1	84.8	88.6	89.1	85.6
25	WISCONSIN	DUNN	M	75-79 yrs	4.9	7.4	6.0	6.7	8.6	9.2	10.5	9.6	69.3	84.1	90.6	91.6	89.6	89.3	93.3	92.4	90.0	92.2	94.4	94.4	98.8	97.2	94.7
25	WISCONSIN	DUNN	M	80-84 yrs	8.5	6.3	5.8	5.5	5.8	7.8	9.0	9.5	71.4	85.9	88.1	87.4	90.6	89.9	90.7	88.9	92.6	91.9	90.7	88.7	93.2	98.3	98.3
25	WISCONSIN	DUNN	M	85+ yrs	7.8	5.2	4.7	6.5	3.2	5.3	4.7	5.0	59.8	82.8	87.0	85.1	84.6	82.8	81.2	81.5	80.4	80.7	79.4	80.2	95.7	97.3	92.4

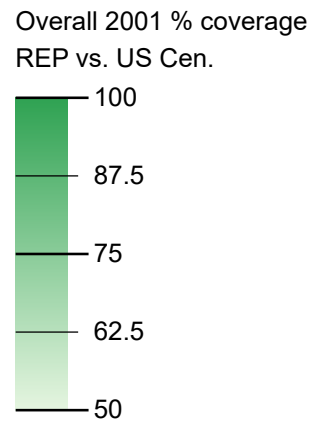
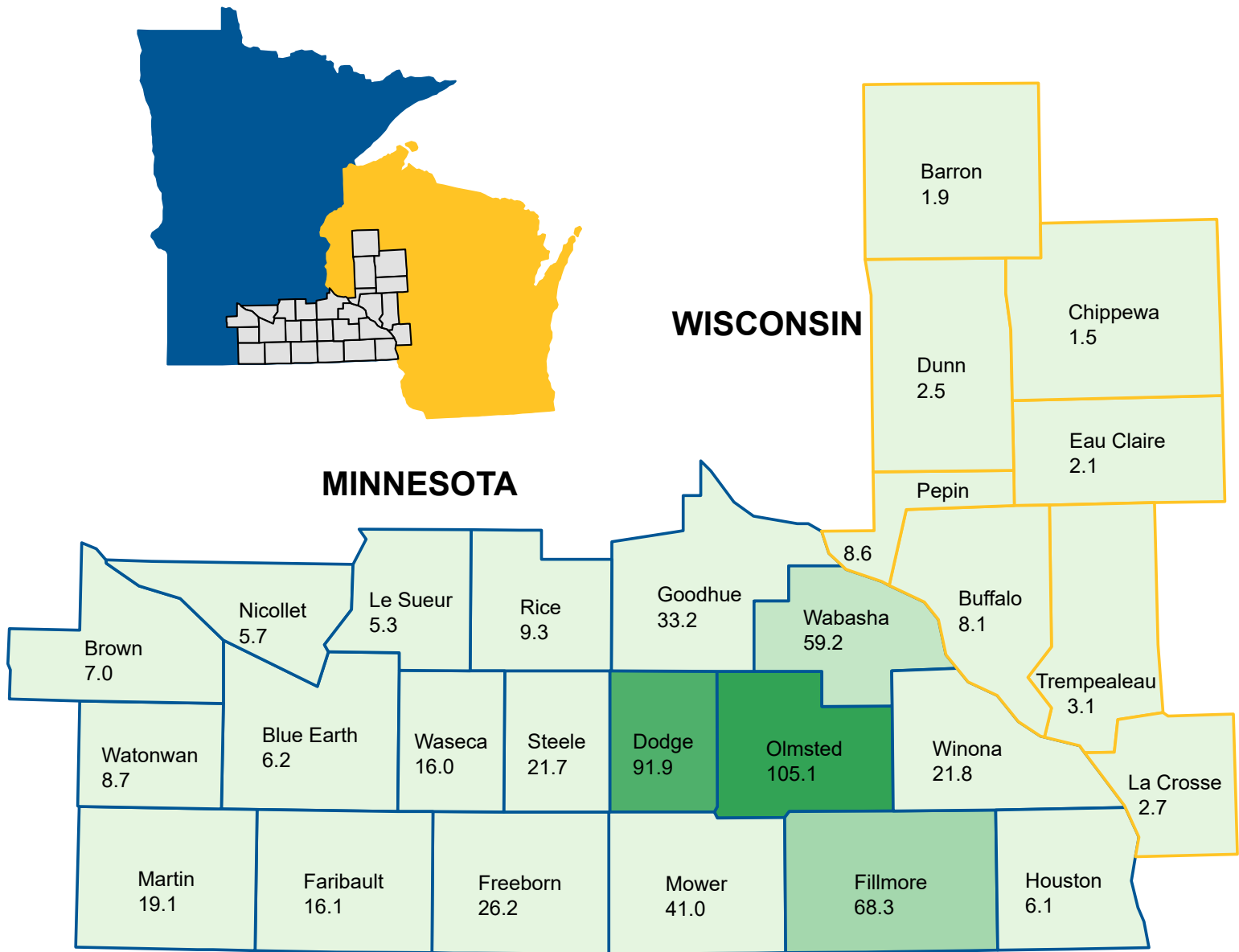
Percent coverage of REP Census (v. 2022) versus the US Census Decennial and Intercensal population estimates (Vintage 2022)

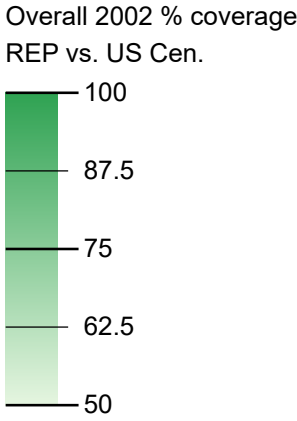
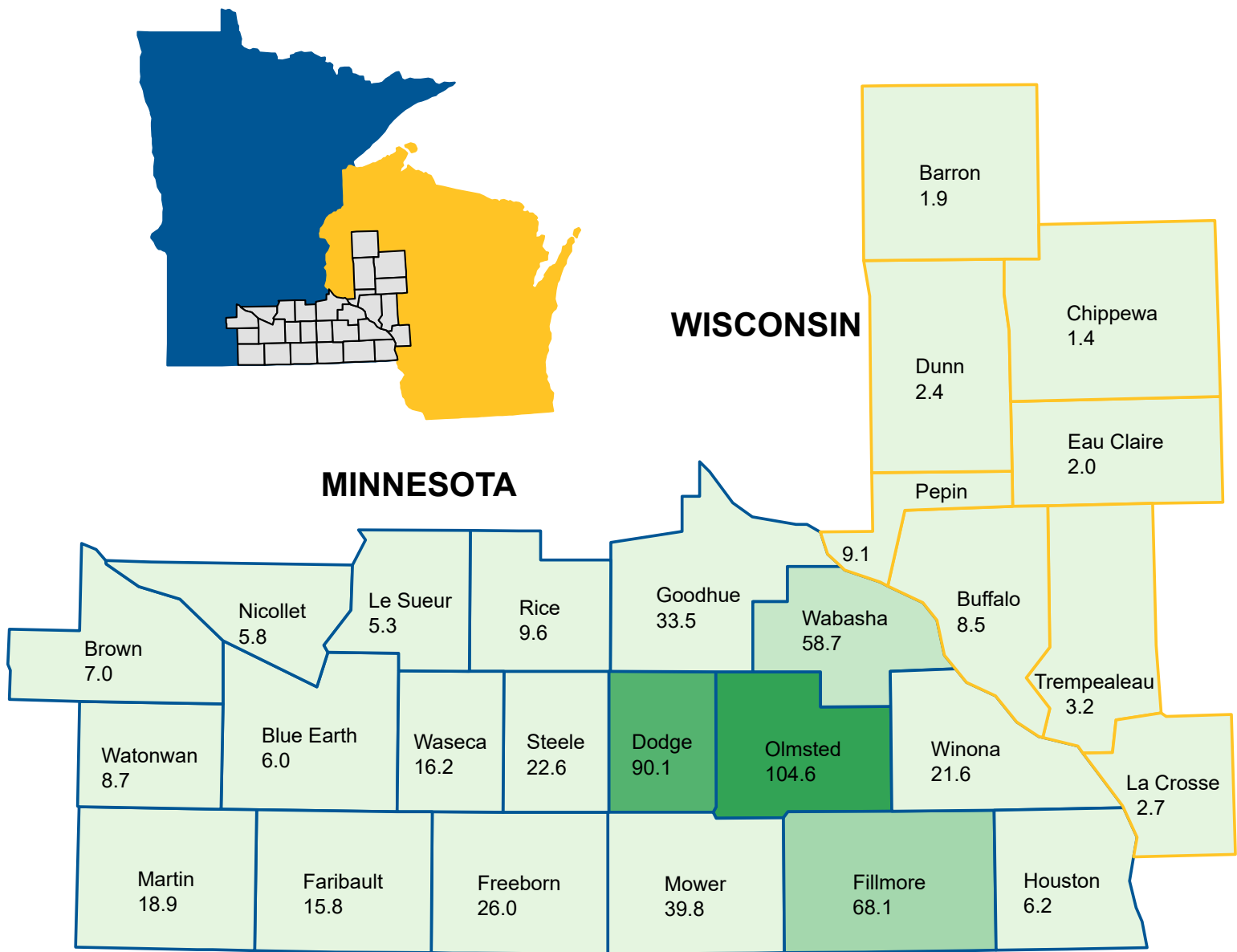
Co.	State	County	Sex	Age Group	2000	2001	2002	2003	2004	2005	2006	2007	2008	2009	2010	2011	2012	2013	2014	2015	2016	2017	2018	2019	2020	2021	2022
26	WISCONSIN	BARRON	F	00-04 yrs	1.4	1.3	0.9	0.8	0.5	0.5	0.6	0.6	9.8	28.2	32.0	34.6	35.7	35.5	38.5	37.6	40.5	38.1	39.3	38.3	39.1	38.2	34.0
26	WISCONSIN	BARRON	F	05-09 yrs	0.6	0.6	0.9	0.4	0.5	0.4	0.5	1.0	13.2	22.3	25.4	29.3	32.0	34.6	37.5	38.0	37.7	38.8	38.4	37.0	40.8	45.3	37.8
26	WISCONSIN	BARRON	F	10-14 yrs	0.6	0.7	0.5	0.8	0.7	0.7	0.8	0.9	14.3	24.9	27.8	27.3	28.7	29.7	33.0	32.4	35.3	36.6	40.7	40.7	43.1	43.6	37.4
26	WISCONSIN	BARRON	F	15-19 yrs	0.8	0.8	0.9	0.5	0.6	0.8	0.9	1.3	20.8	34.5	39.4	41.6	42.2	44.9	45.0	46.6	44.1	45.8	44.9	48.2	48.2	51.3	44.6
26	WISCONSIN	BARRON	F	20-24 yrs	1.5	1.5	1.4	0.9	0.8	1.2	1.3	1.3	24.6	44.2	53.8	53.7	56.4	58.9	58.7	60.0	56.6	56.4	54.2	56.6	57.1	59.9	46.1
26	WISCONSIN	BARRON	F	25-29 yrs	1.1	0.9	0.9	0.8	0.9	1.1	2.0	2.5	21.8	32.9	40.6	45.2	48.2	52.6	55.3	55.9	57.7	53.6	51.5	51.0	56.7	56.4	49.2
26	WISCONSIN	BARRON	F	30-34 yrs	1.2	0.7	1.0	1.0	1.1	0.9	1.4	1.6	19.0	29.8	35.6	40.8	42.5	44.7	48.8	50.4	52.0	50.3	51.3	52.6	58.8	62.4	52.7
26	WISCONSIN	BARRON	F	35-39 yrs	1.1	1.3	1.4	1.4	1.5	1.5	1.2	1.4	17.4	28.7	34.2	36.3	40.3	40.6	44.3	44.6	47.0	48.3	45.9	47.0	51.3	53.9	45.0
26	WISCONSIN	BARRON	F	40-44 yrs	1.4	1.5	1.1	1.0	1.1	1.2	1.6	1.6	20.3	29.8	33.4	34.6	38.8	41.7	42.2	44.4	45.3	44.4	44.5	44.2	52.2	53.3	44.0
26	WISCONSIN	BARRON	F	45-49 yrs	2.2	2.4	2.5	2.3	2.4	2.5	1.9	1.8	18.6	26.5	31.5	35.4	38.7	39.6	42.3	42.7	43.9	44.5	44.4	45.0	48.7	51.4	43.3
26	WISCONSIN	BARRON	F	50-54 yrs	2.9	2.8	2.5	1.7	2.2	2.6	2.4	2.7	20.1	29.6	32.6	35.1	36.6	39.5	41.0	41.4	42.6	42.8	43.4	42.5	45.9	48.8	42.1
26	WISCONSIN	BARRON	F	55-59 yrs	4.0	3.4	3.4	3.7	3.6	3.7	3.7	3.3	20.5	30.5	35.0	33.4	35.5	37.9	39.0	40.2	41.1	41.2	41.3	39.7	43.5	47.3	42.6
26	WISCONSIN	BARRON	F	60-64 yrs	2.5	2.8	3.2	2.9	3.3	4.1	5.1	3.9	24.7	32.4	34.0	36.3	35.4	37.4	37.7	39.3	37.6	38.9	39.1	38.2	42.0	45.5	39.8
26	WISCONSIN	BARRON	F	65-69 yrs	4.7	4.5	3.7	4.5	5.2	4.5	4.7	5.2	27.9	36.0	40.4	40.8	41.8	40.4	39.5	41.6	42.5	40.0	44.4	43.7	44.1	44.9	41.7
26	WISCONSIN	BARRON	F	70-74 yrs	4.7	4.8	4.5	3.5	3.8	4.0	4.3	4.2	27.5	36.2	40.7	41.4	42.2	43.4	45.5	44.3	43.8	46.3	45.3	47.4	49.0	52.1	47.0
26	WISCONSIN	BARRON	F	75-79 yrs	3.5	2.7	2.5	3.8	4.2	3.0	3.6	4.1	30.7	37.8	39.2	40.5	41.6	42.1	46.0	46.1	45.6	44.5	48.2	47.4	47.2	49.1	51.1
26	WISCONSIN	BARRON	F	80-84 yrs	2.7	2.4	2.4	2.1	2.7	3.6	3.7	3.4	31.1	38.8	41.0	43.0	43.5	45.0	43.0	44.9	46.5	48.1	43.5	46.1	47.9	48.9	45.7
26	WISCONSIN	BARRON	F	85+ yrs	1.4	1.2	1.6	1.6	1.0	0.9	1.2	1.9	33.2	41.3	41.8	40.5	41.5	41.6	42.1	42.5	45.8	46.9	48.7	46.2	44.9	46.0	43.5
26	WISCONSIN	BARRON	M	00-04 yrs	0.8	1.4	1.7	0.6	0.7	1.3	1.3	1.2	8.8	25.6	29.5	31.3	33.1	34.8	36.5	37.7	38.2	40.0	40.7	42.5	43.3	44.0	42.0
26	WISCONSIN	BARRON	M	05-09 yrs	0.9	0.9	1.0	0.8	0.5	0.9	0.9	1.4	13.1	22.6	27.0	29.3	30.8	33.7	34.9	36.8	37.4	35.5	37.5	39.0	40.5	44.1	40.0
26	WISCONSIN	BARRON	M	10-14 yrs	0.6	1.0	0.6	0.3	0.9	0.9	1.0	1.2	14.3	24.1	27.3	28.8	29.7	31.4	33.7	32.9	34.2	34.6	35.7	37.1	39.4	41.7	34.3
26	WISCONSIN	BARRON	M	15-19 yrs	0.5	0.5	0.7	0.9	0.6	0.8	0.6	0.6	15.1	31.1	37.4	37.9	40.3	42.3	45.9	44.7	45.1	44.2	41.5	40.7	41.6	42.7	36.9
26	WISCONSIN	BARRON	M	20-24 yrs	0.8	0.7	0.6	0.5	0.5	0.8	0.8	0.9	13.7	30.8	44.6	49.0	51.6	52.4	54.3	53.3	50.6	47.0	46.6	47.6	48.1	50.7	37.5
26	WISCONSIN	BARRON	M	25-29 yrs	0.6	0.5	0.5	0.6	0.7	1.2	1.3	1.0	15.0	29.3	37.9	42.6	46.3	51.4	55.6	57.1	53.2	48.7	45.2	43.6	43.6	48.1	36.4
26	WISCONSIN	BARRON	M	30-34 yrs	1.0	0.4	0.4	0.6	0.5	0.9	1.1	1.2	13.1	27.3	34.8	41.6	47.7	52.2	52.3	55.0	56.4	54.7	52.9	52.8	53.5	53.0	38.8
26	WISCONSIN	BARRON	M	35-39 yrs	1.1	1.4	1.1	0.6	0.4	0.5	0.8	0.9	16.8	28.1	34.8	38.5	40.8	43.5	49.1	50.4	51.5	48.3	45.7	46.5	49.3	50.0	39.5
26	WISCONSIN	BARRON	M	40-44 yrs	1.3	1.0	1.1	1.0	1.0	1.2	1.3	1.7	16.2	28.6	36.0	39.1	41.2	43.8	45.5	47.0	46.7	43.7	44.4	46.1	49.0	52.4	40.5
26	WISCONSIN	BARRON	M	45-49 yrs	1.5	2.0	2.1	1.6	1.4	1.5	1.5	1.2	15.9	26.8	33.6	40.0	41.3	42.0	44.0	44.2	44.4	44.7	44.2	43.3	47.5	48.5	36.7
26	WISCONSIN	BARRON	M	50-54 yrs	3.0	2.6	2.1	2.1	1.6	1.9	1.8	2.0	18.1	27.5	33.0	35.4	40.4	42.3	45.7	45.3	46.5	46.8	44.6	44.0	44.6	44.6	38.5
26	WISCONSIN	BARRON	M	55-59 yrs	2.8	2.5	3.0	3.6	3.5	2.9	2.6	2.6	18.7	30.1	35.6	36.8	39.5	41.9	43.6	44.6	43.0	43.5	41.1	43.1	43.8	45.8	37.2
26	WISCONSIN	BARRON	M	60-64 yrs	5.1	5.1	4.4	3.6	4.4	4.5	4.3	5.1	25.2	33.8	35.2	36.8	37.0	37.7	37.8	39.4	38.3	38.3	39.2	40.0	40.7	41.1	37.7
26	WISCONSIN	BARRON	M	65-69 yrs	5.0	4.3	4.9	5.8	4.8	6.6	6.8	6.9	28.4	38.2	40.6	39.2	39.6	41.2	40.9	40.4	39.9	39.6	38.5	37.5	38.7	41.5	37.4
26	WISCONSIN	BARRON	M	70-74 yrs	6.7	6.1	6.0	5.3	5.4	6.7	6.7	6.1	29.9	38.6	45.8	45.0	43.8	42.9	46.4	47.1	43.8	43.5	43.9	42.6	42.0	44.5	40.4
26	WISCONSIN	BARRON	M	75-79 yrs	6.5	7.0	5.3	5.4	6.5	6.1	6.6	8.8	34.8	40.3	40.7	44.5	46.8	45.5	48.5	46.2	46.7	46.6	48.2	48.5	49.2	50.0	47.4
26	WISCONSIN	BARRON	M	80-84 yrs	3.9	4.9	5.4	4.4	3.8	3.7	4.8	4.6	31.9	38.5	43.5	42.8	44.4	47.5	48.6	48.3	45.2	47.4	44.6	49.1	52.1	52.3	46.0
26	WISCONSIN	BARRON	M	85+ yrs	2.3	3.5	3.9	3.6	5.2	4.1	3.1	2.5	31.8	41.4	43.7	43.6	43.7	45.0	47.6	45.3	45.8	48.3	51.5	49.1	51.0	57.7	58.0

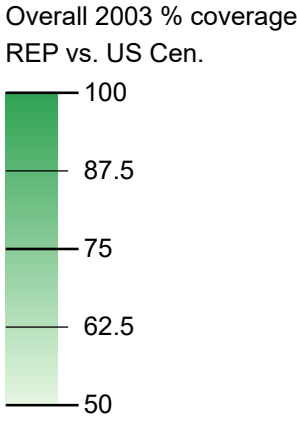
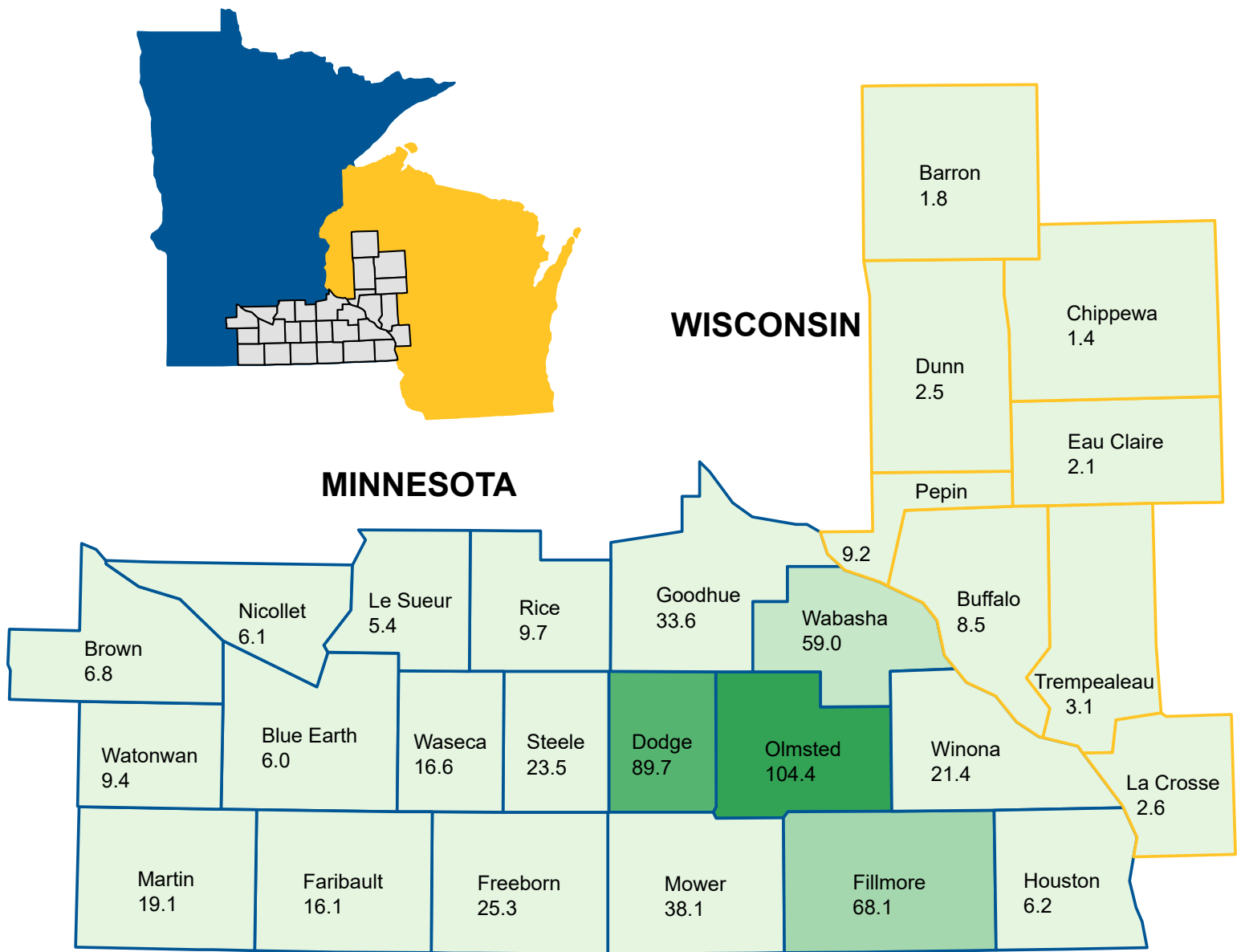
Percent coverage of REP Census (v. 2022) versus the US Census Decennial and Intercensal population estimates (Vintage 2022)

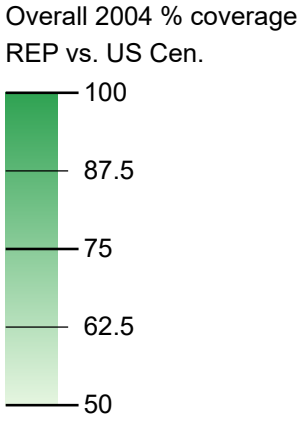
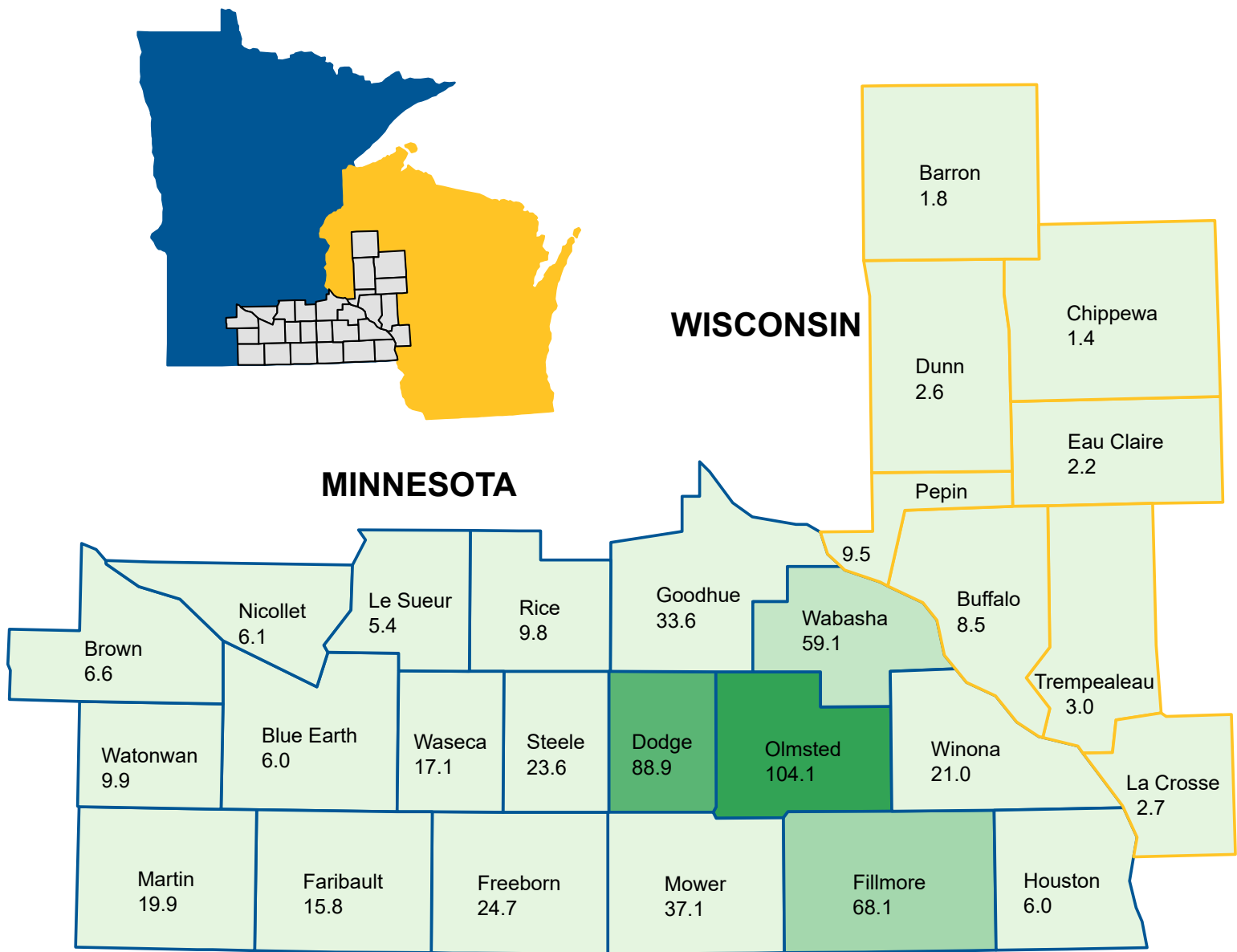
Co.	State	County	Sex	Age Group	2000	2001	2002	2003	2004	2005	2006	2007	2008	2009	2010	2011	2012	2013	2014	2015	2016	2017	2018	2019	2020	2021	2022
27	WISCONSIN	CHIPPEWA	F	00-04 yrs	1.9	1.1	1.3	1.2	0.7	1.3	1.1	1.5	10.3	27.2	31.1	34.2	34.8	33.7	35.4	36.2	37.3	36.7	40.3	41.4	43.6	46.3	41.2
27	WISCONSIN	CHIPPEWA	F	05-09 yrs	0.7	1.0	0.6	0.7	0.9	1.2	1.4	1.1	15.5	25.4	28.9	28.0	30.2	31.9	32.6	32.1	33.2	34.6	35.1	34.7	41.2	45.5	41.3
27	WISCONSIN	CHIPPEWA	F	10-14 yrs	1.0	1.1	1.2	1.0	1.0	0.9	0.9	0.9	17.8	27.2	28.2	28.5	29.5	28.7	29.8	29.0	29.3	31.2	32.9	35.3	38.6	42.6	39.1
27	WISCONSIN	CHIPPEWA	F	15-19 yrs	0.6	0.8	0.7	0.7	1.2	0.9	0.9	0.9	24.7	37.7	40.3	40.8	41.4	40.8	38.7	39.3	40.8	41.4	40.8	41.3	44.6	46.7	39.3
27	WISCONSIN	CHIPPEWA	F	20-24 yrs	1.6	1.0	1.0	1.1	0.8	1.2	0.8	1.0	25.2	45.5	54.3	52.9	57.7	56.3	55.3	54.9	52.7	53.7	55.8	53.3	58.4	57.0	46.7
27	WISCONSIN	CHIPPEWA	F	25-29 yrs	2.0	1.5	1.5	1.4	1.2	1.3	1.4	1.5	27.8	39.3	43.7	45.1	47.3	46.6	47.5	48.0	51.6	54.3	52.0	48.5	56.1	55.1	46.3
27	WISCONSIN	CHIPPEWA	F	30-34 yrs	1.7	1.4	1.6	1.3	0.8	0.8	1.2	1.9	24.1	36.0	42.0	43.2	46.1	44.8	44.7	45.6	45.5	46.1	47.9	48.6	55.3	59.6	51.8
27	WISCONSIN	CHIPPEWA	F	35-39 yrs	1.5	1.2	1.2	1.3	1.2	1.3	1.2	1.3	23.2	35.1	40.2	41.2	42.2	42.2	41.8	41.7	42.0	44.4	46.3	45.4	49.8	53.4	45.4
27	WISCONSIN	CHIPPEWA	F	40-44 yrs	1.5	1.1	1.4	1.1	1.0	1.1	1.0	1.3	24.5	36.6	40.7	41.1	40.4	39.6	39.2	40.9	41.4	43.5	43.6	43.8	48.4	49.3	42.4
27	WISCONSIN	CHIPPEWA	F	45-49 yrs	1.3	1.3	1.0	1.3	1.4	1.4	1.9	2.3	24.2	35.6	40.9	42.7	43.5	43.4	43.7	43.3	43.1	42.7	41.8	41.8	47.6	49.9	43.7
27	WISCONSIN	CHIPPEWA	F	50-54 yrs	2.8	2.2	2.0	1.7	1.7	2.4	2.2	2.1	28.1	36.5	40.6	41.8	43.9	41.8	42.0	43.7	45.0	43.9	43.9	44.7	48.1	50.7	44.4
27	WISCONSIN	CHIPPEWA	F	55-59 yrs	2.7	2.9	2.2	2.0	2.5	2.4	2.8	2.6	29.3	38.0	40.6	40.2	40.0	42.2	41.1	41.4	41.9	44.1	41.8	42.6	47.9	48.4	40.9
27	WISCONSIN	CHIPPEWA	F	60-64 yrs	3.0	2.8	2.5	2.7	2.9	3.9	3.5	3.7	32.6	42.0	44.0	44.7	45.2	43.0	42.2	41.1	41.3	39.1	40.9	39.8	43.8	46.9	43.3
27	WISCONSIN	CHIPPEWA	F	65-69 yrs	2.7	2.6	2.0	2.1	2.7	3.1	3.3	3.3	34.7	42.8	46.0	45.1	45.5	49.2	49.2	47.8	48.1	48.5	46.2	46.6	46.4	47.8	42.1
27	WISCONSIN	CHIPPEWA	F	70-74 yrs	3.2	3.4	3.3	2.6	3.2	3.7	3.5	3.5	35.8	42.7	44.9	46.9	47.5	48.3	50.3	51.7	50.4	51.3	55.1	56.3	54.2	54.8	52.8
27	WISCONSIN	CHIPPEWA	F	75-79 yrs	3.5	2.3	2.3	2.6	2.7	3.2	3.0	2.8	32.5	40.8	46.2	46.5	48.9	47.0	48.5	47.8	49.6	52.3	54.7	52.3	53.4	55.5	53.1
27	WISCONSIN	CHIPPEWA	F	80-84 yrs	1.8	2.6	2.0	1.0	1.8	2.3	2.1	2.3	39.8	46.7	42.1	42.0	42.0	41.8	45.4	46.3	49.1	50.4	50.6	54.2	54.0	55.4	55.0
27	WISCONSIN	CHIPPEWA	F	85+ yrs	1.4	0.9	0.7	0.4	0.8	0.9	0.7	0.6	31.4	40.0	43.4	42.7	43.6	44.9	45.3	44.6	43.5	44.4	45.4	44.6	44.2	47.2	45.5
27	WISCONSIN	CHIPPEWA	M	00-04 yrs	1.9	1.7	1.9	1.6	1.5	1.1	1.7	2.0	12.3	29.2	30.9	32.6	35.2	35.8	35.1	34.7	36.4	37.2	41.0	41.7	41.6	43.1	41.6
27	WISCONSIN	CHIPPEWA	M	05-09 yrs	1.1	1.3	0.9	1.0	1.3	1.4	1.1	1.3	15.9	26.0	29.3	31.0	31.7	31.9	34.0	32.4	32.2	35.2	37.8	39.7	43.5	45.5	40.6
27	WISCONSIN	CHIPPEWA	M	10-14 yrs	0.5	0.8	1.2	1.2	1.1	1.3	1.4	1.5	17.4	26.2	30.0	31.7	31.1	32.0	31.8	31.6	31.8	31.8	33.7	35.9	39.3	42.0	37.7
27	WISCONSIN	CHIPPEWA	M	15-19 yrs	0.9	0.6	0.8	0.8	0.6	0.8	0.7	1.5	18.0	31.5	36.0	36.5	38.0	37.7	36.2	35.6	36.4	36.9	37.8	37.7	41.7	43.6	36.4
27	WISCONSIN	CHIPPEWA	M	20-24 yrs	0.9	0.5	0.5	0.4	0.4	0.5	0.5	0.8	15.7	32.1	38.9	41.5	41.9	39.9	40.0	40.2	39.3	38.9	38.7	39.1	43.5	46.2	33.6
27	WISCONSIN	CHIPPEWA	M	25-29 yrs	0.6	0.5	0.8	0.5	0.5	0.5	0.4	0.4	15.3	26.3	33.0	35.0	35.3	37.3	37.3	36.1	36.6	37.6	36.2	32.6	37.5	39.1	31.0
27	WISCONSIN	CHIPPEWA	M	30-34 yrs	1.4	0.8	1.0	0.7	0.5	0.6	1.1	1.0	17.1	29.7	35.4	36.4	36.4	36.9	35.9	34.9	35.8	36.6	37.2	36.5	44.0	44.4	34.4
27	WISCONSIN	CHIPPEWA	M	35-39 yrs	0.7	0.7	0.7	0.7	0.8	0.8	1.0	1.4	18.5	30.2	34.4	35.4	34.1	34.6	35.2	37.3	37.7	38.3	35.9	37.3	40.5	42.5	34.3
27	WISCONSIN	CHIPPEWA	M	40-44 yrs	1.1	1.0	0.9	0.9	0.8	0.6	0.9	1.1	19.4	30.9	34.7	34.9	36.7	36.0	35.9	36.5	37.7	37.3	36.9	36.3	39.2	42.7	33.8
27	WISCONSIN	CHIPPEWA	M	45-49 yrs	1.4	1.4	1.6	1.1	1.0	1.1	1.5	1.7	20.1	32.3	37.2	38.0	39.1	39.9	38.3	36.2	34.6	36.6	36.1	36.7	37.5	41.4	34.5
27	WISCONSIN	CHIPPEWA	M	50-54 yrs	1.6	1.2	1.2	1.5	1.7	1.6	1.7	2.1	21.7	32.7	37.0	38.3	38.1	39.5	39.7	41.5	41.6	41.3	41.1	41.0	42.0	43.6	36.7
27	WISCONSIN	CHIPPEWA	M	55-59 yrs	3.0	2.7	2.0	2.0	2.1	2.4	2.7	2.6	23.7	33.9	36.5	36.9	39.0	39.0	40.0	39.2	40.0	40.1	39.6	41.4	43.8	45.6	39.3
27	WISCONSIN	CHIPPEWA	M	60-64 yrs	2.6	2.1	2.5	2.7	2.6	3.2	3.5	4.0	28.3	37.9	39.9	39.9	40.5	41.4	40.4	39.4	40.2	40.6	40.3	39.8	41.6	44.5	39.4
27	WISCONSIN	CHIPPEWA	M	65-69 yrs	3.5	3.6	3.0	3.2	3.9	4.4	4.2	3.9	31.2	41.6	44.9	45.4	44.5	44.4	44.4	44.9	43.5	43.0	43.7	43.2	42.4	44.1	41.9
27	WISCONSIN	CHIPPEWA	M	70-74 yrs	3.5	3.2	3.9	4.3	3.2	3.5	3.4	4.3	35.3	43.5	47.5	45.5	45.9	45.8	47.9	48.6	47.5	45.4	47.8	49.8	48.7	50.3	47.1
27	WISCONSIN	CHIPPEWA	M	75-79 yrs	4.0	3.8	3.0	3.8	4.6	5.0	4.6	5.1	34.2	45.4	45.3	46.1	48.4	50.3	49.9	51.2	51.5	52.7	52.1	49.1	51.0	54.1	52.2
27	WISCONSIN	CHIPPEWA	M	80-84 yrs	4.0	3.3	2.7	1.6	1.4	2.1	2.6	3.6	32.3	38.8	44.1	45.2	45.8	47.3	50.9	48.6	53.9	56.6	57.6	58.0	59.5	61.2	55.2
27	WISCONSIN	CHIPPEWA	M	85+ yrs	1.2	1.5	1.2	1.9	1.8	1.8	1.8	1.9	34.3	44.0	49.6	46.3	45.8	42.8	46.0	45.8	47.1	49.4	48.1	50.0	49.4	56.9	54.0

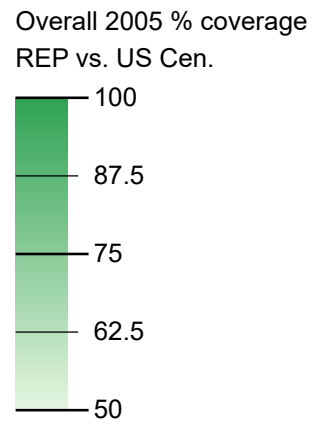
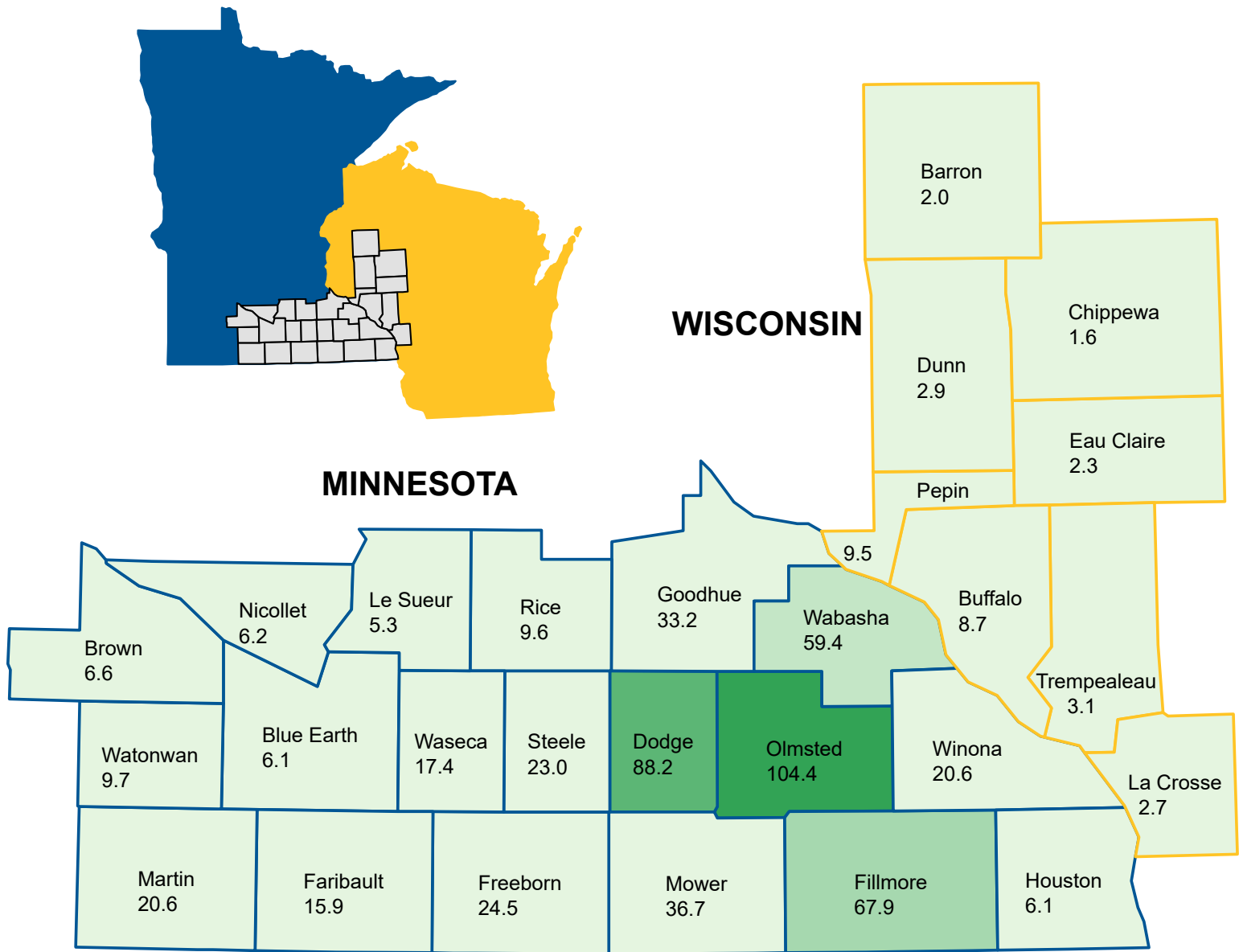


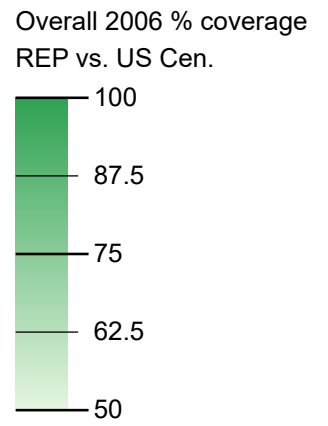
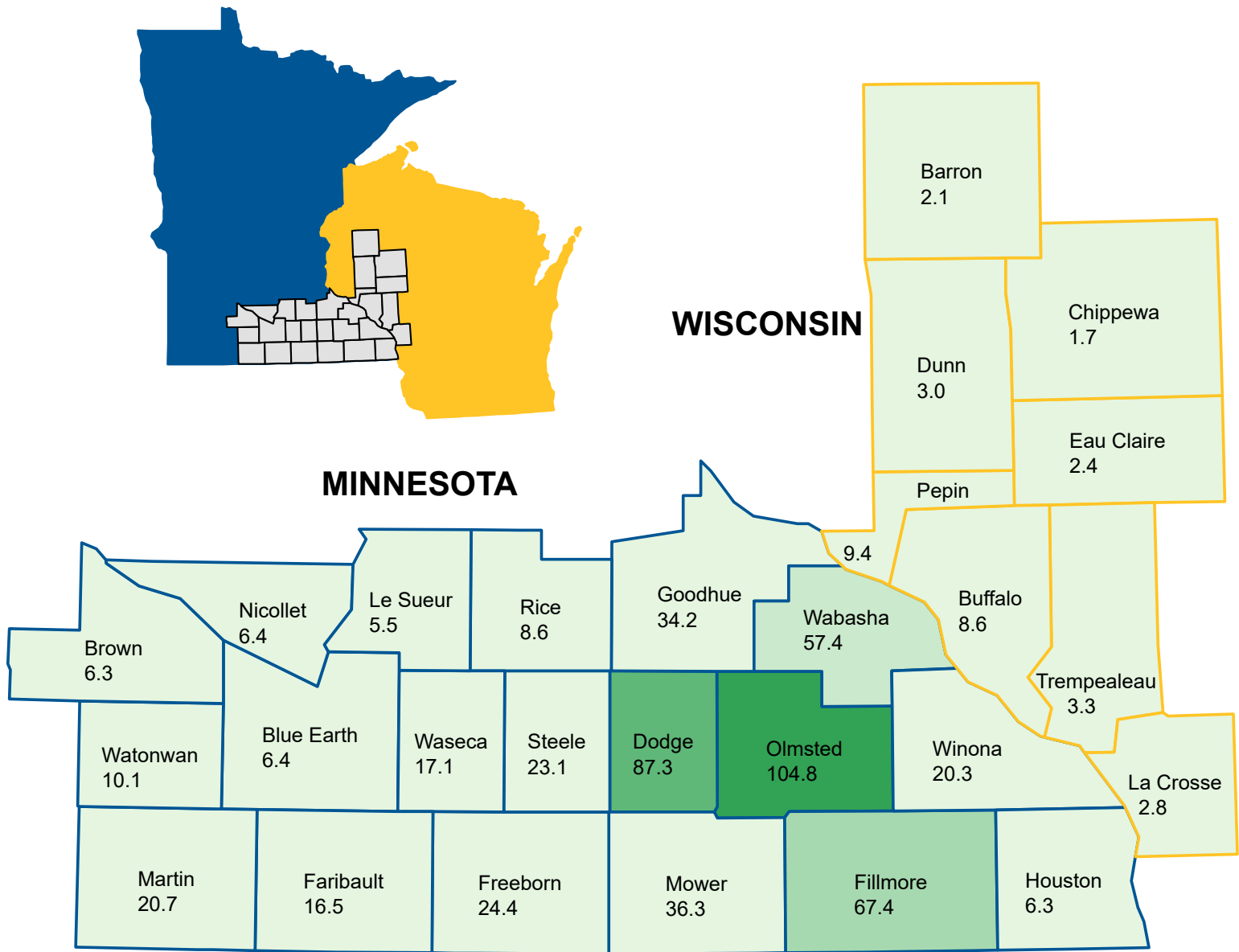


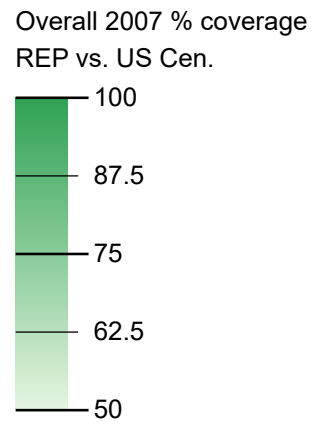
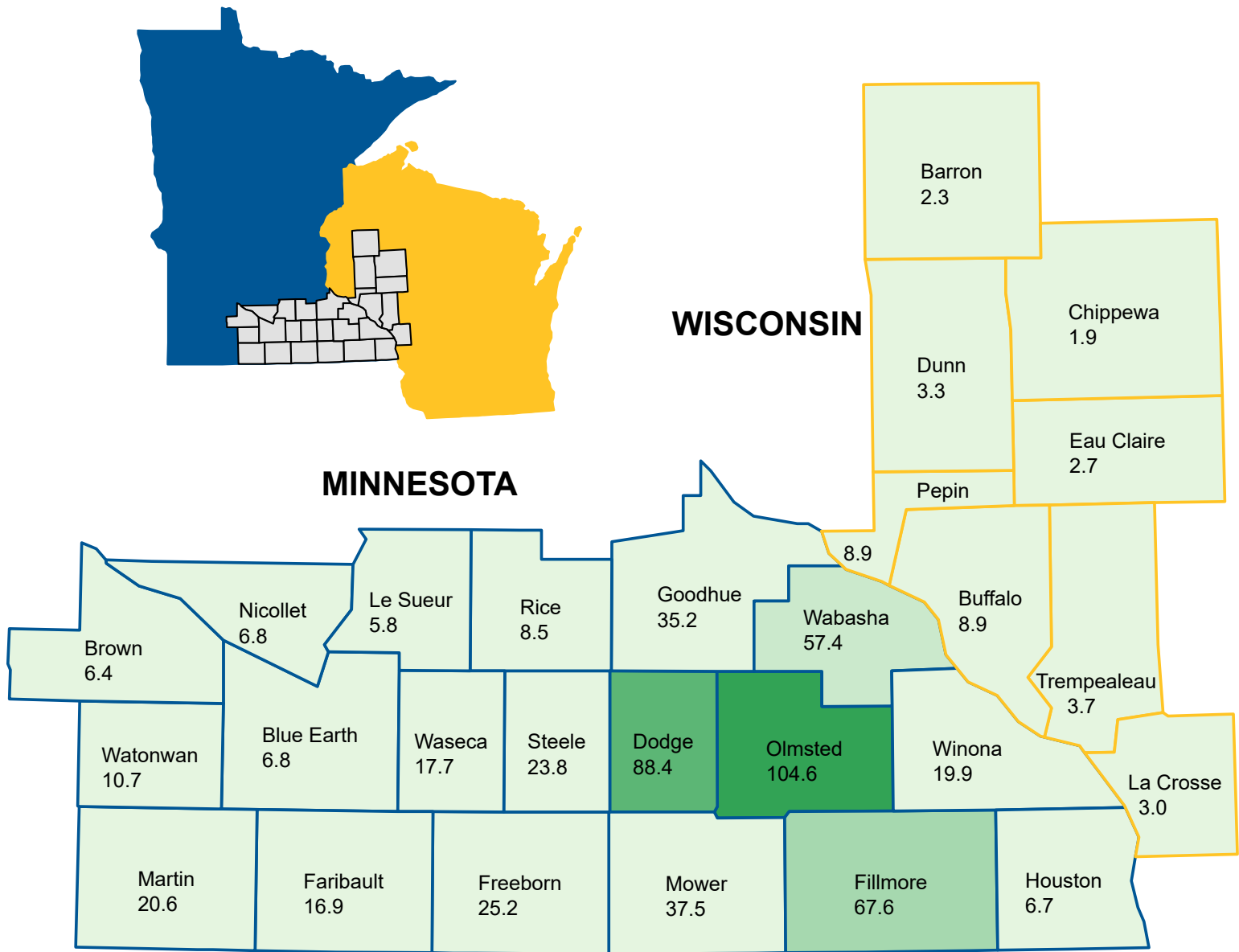


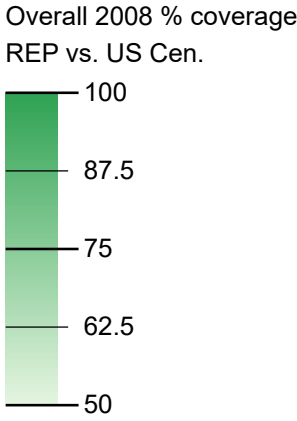
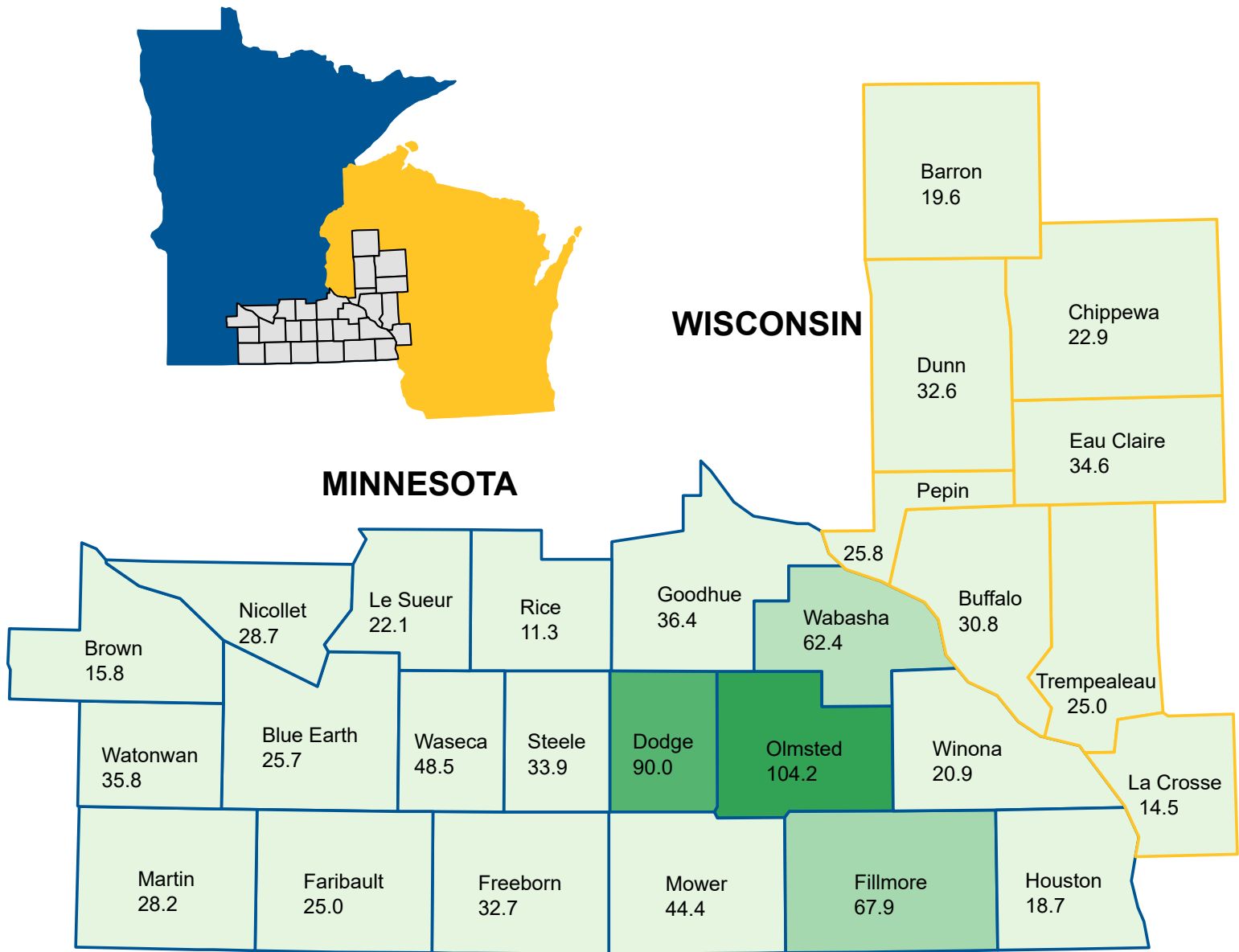


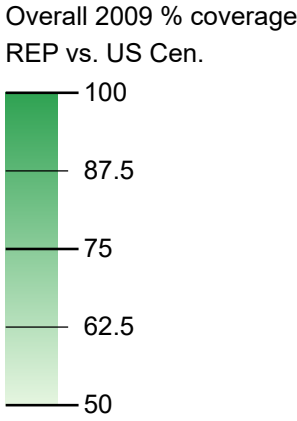
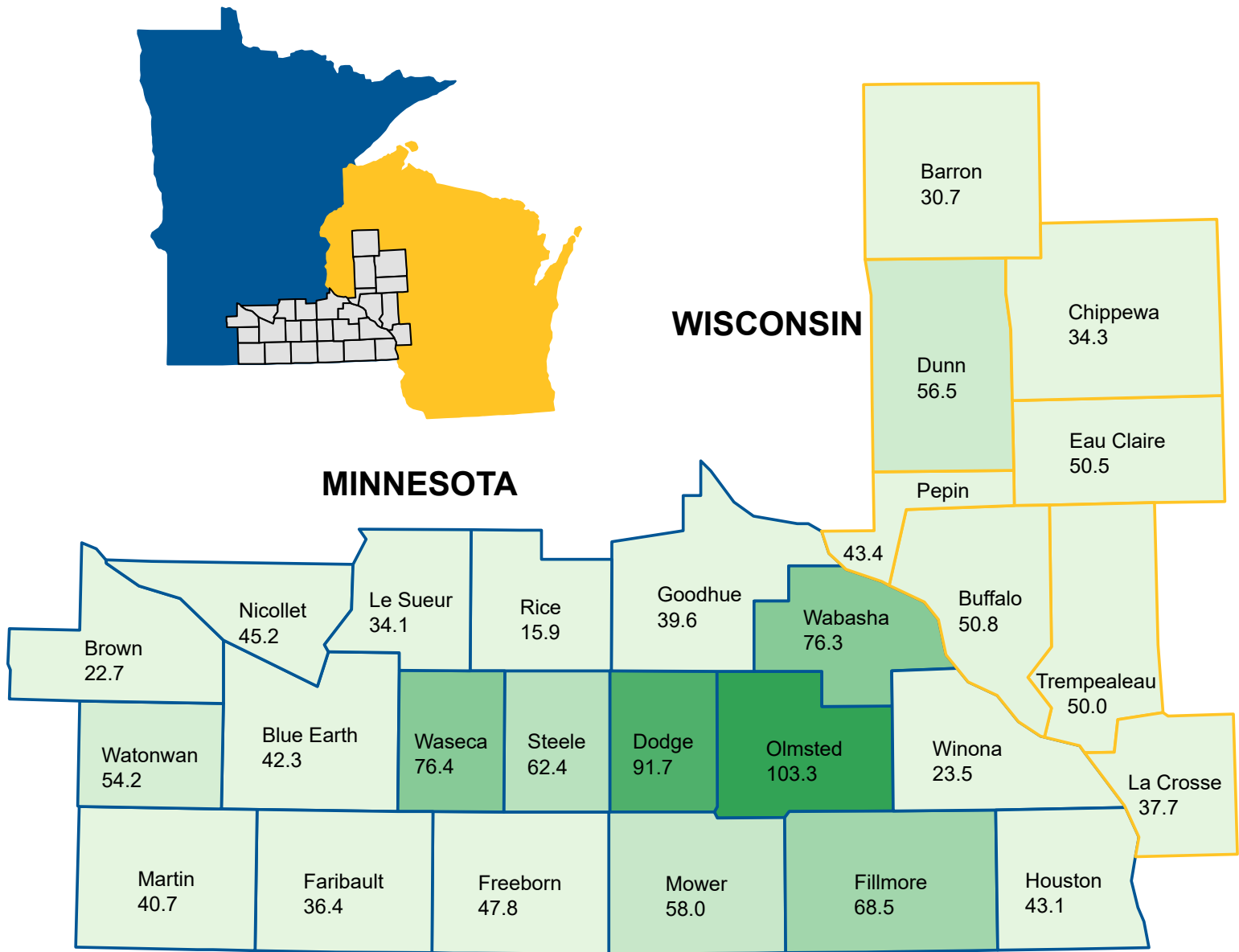


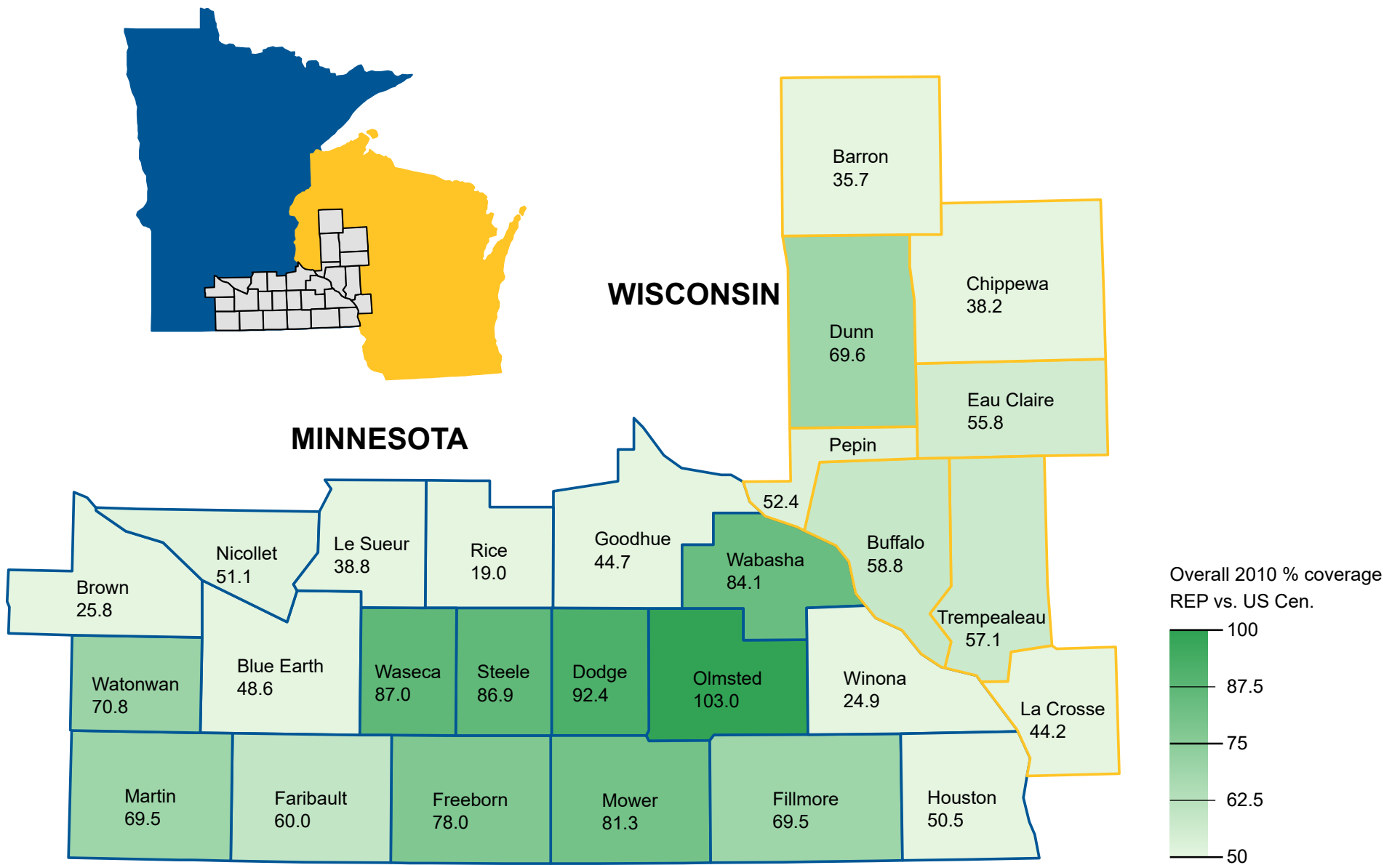


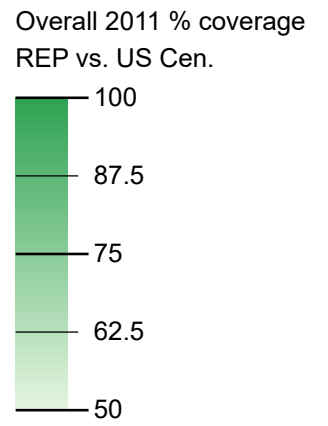
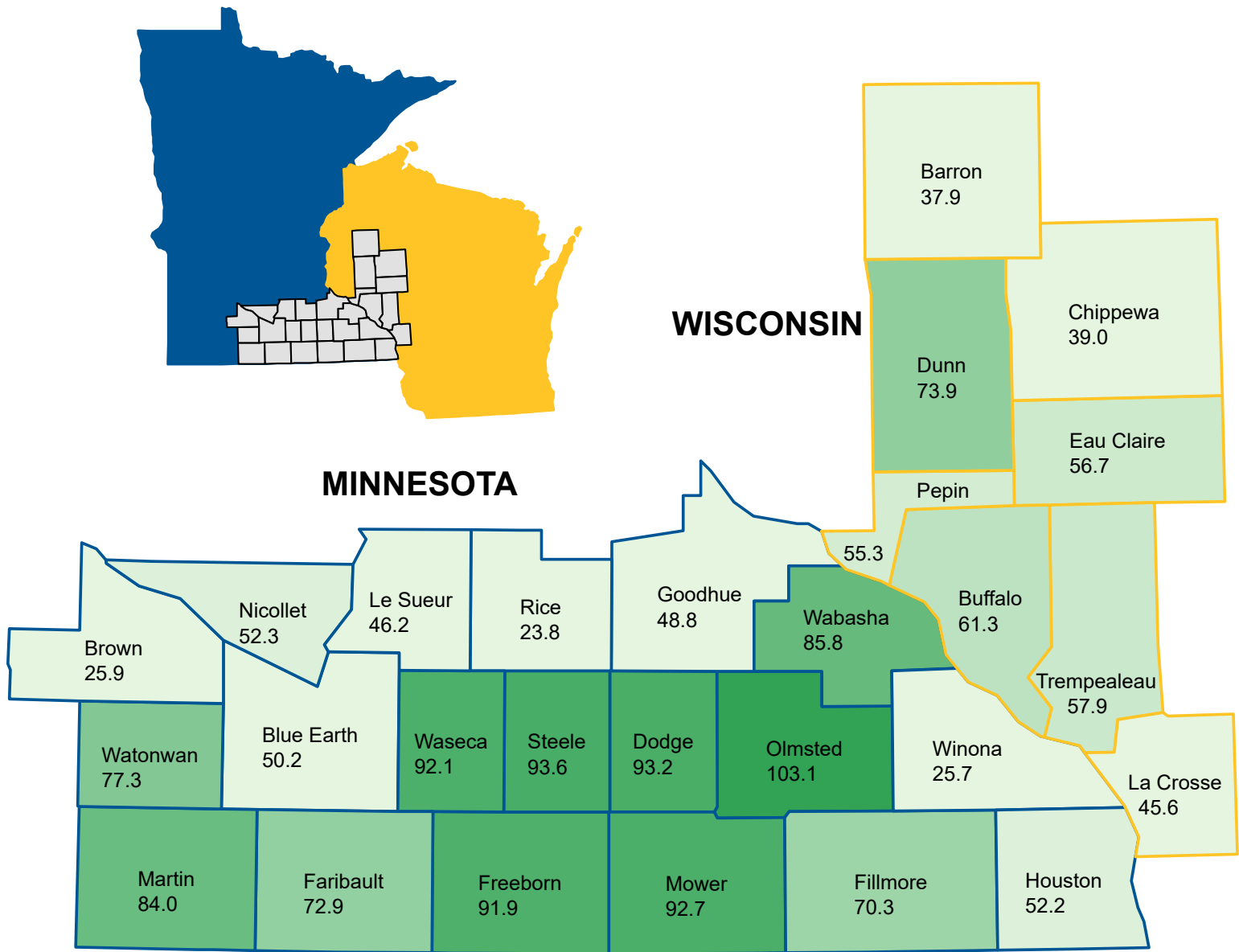


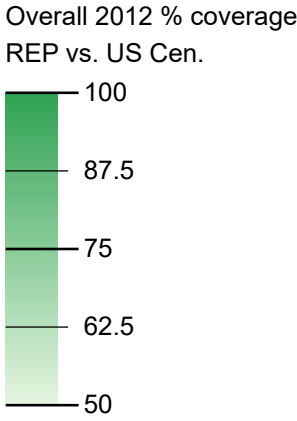
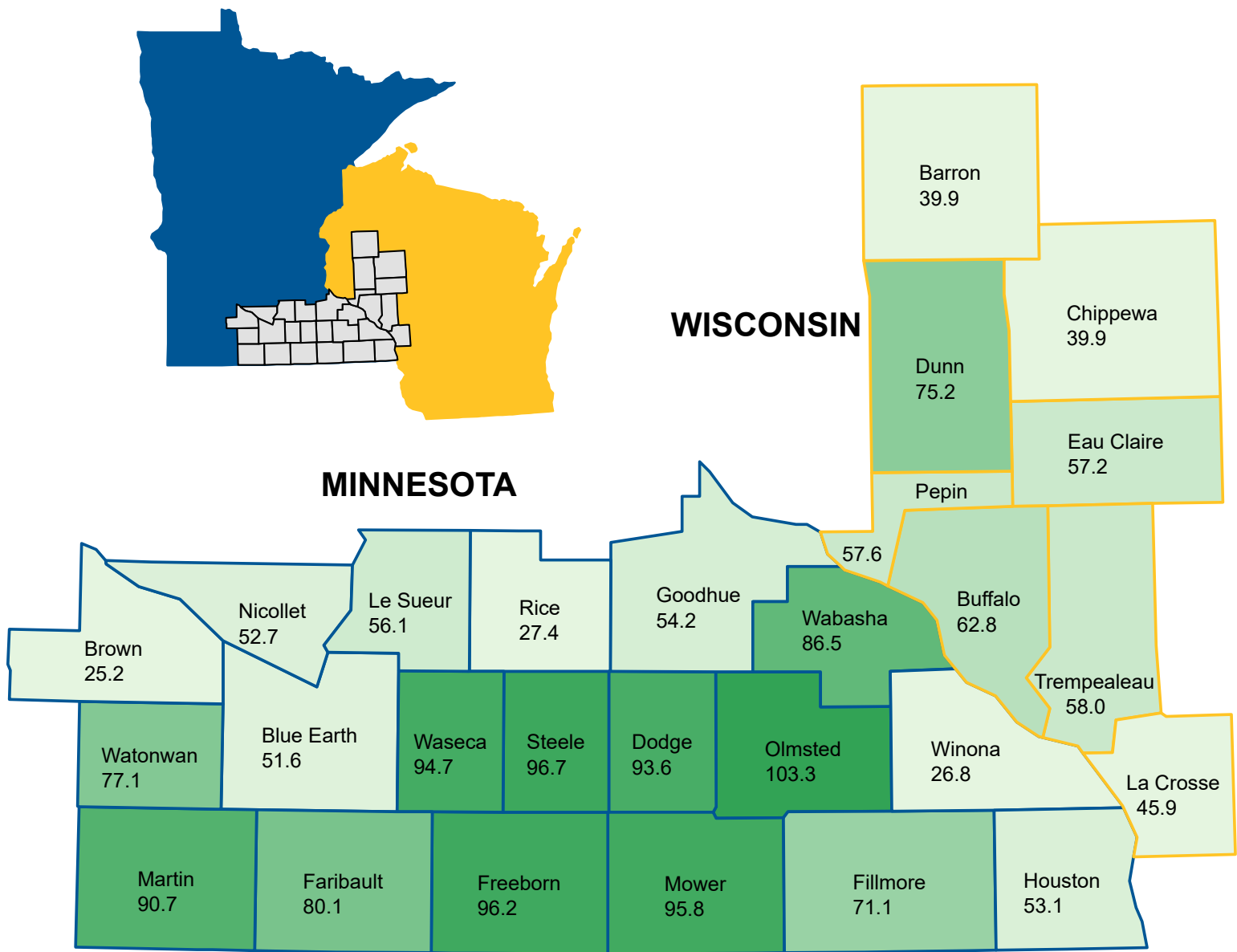


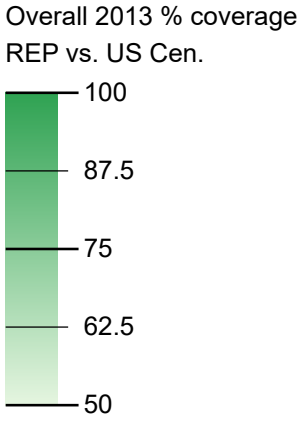
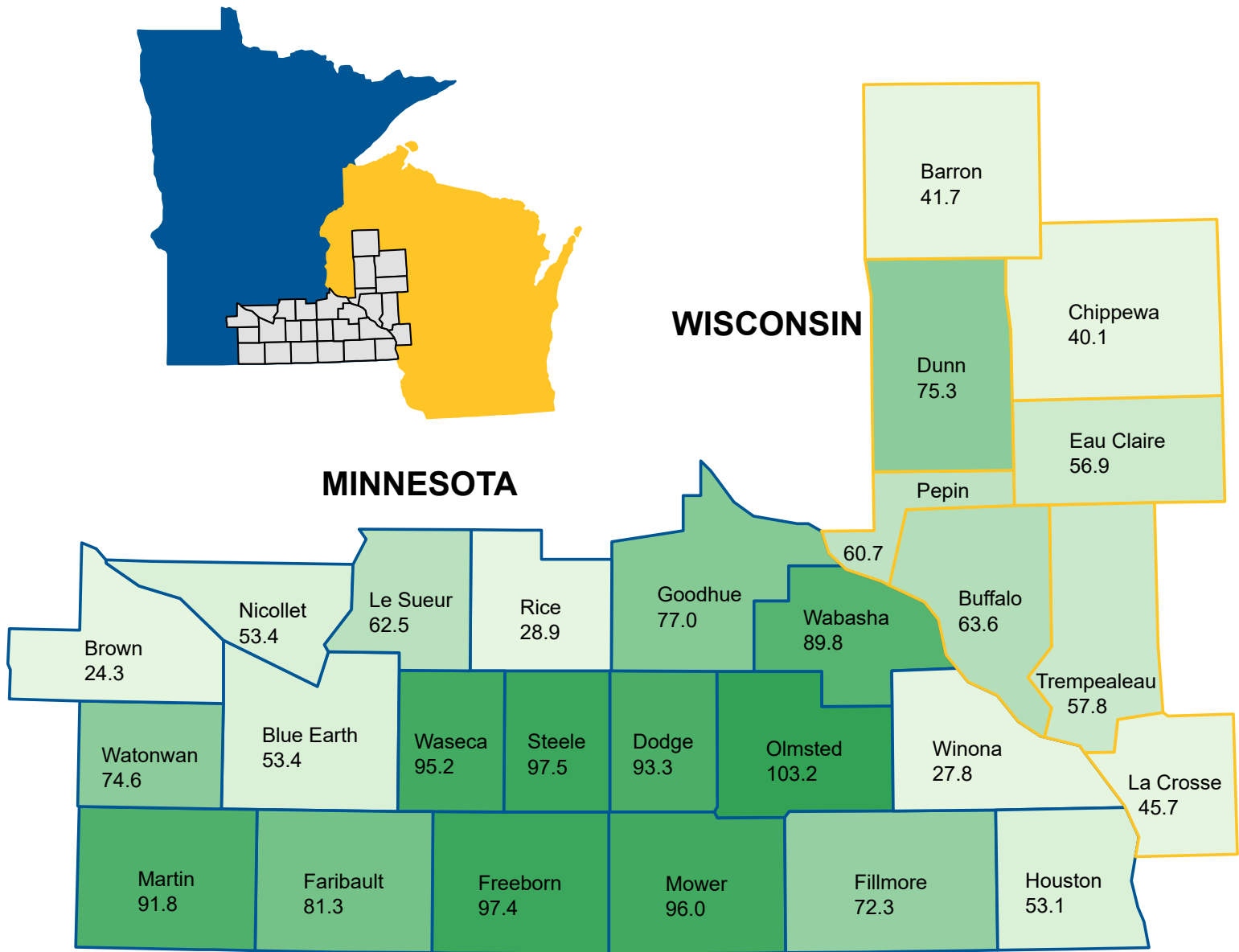


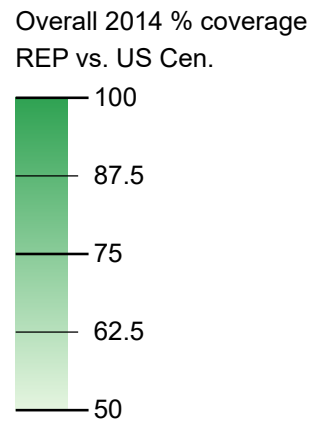
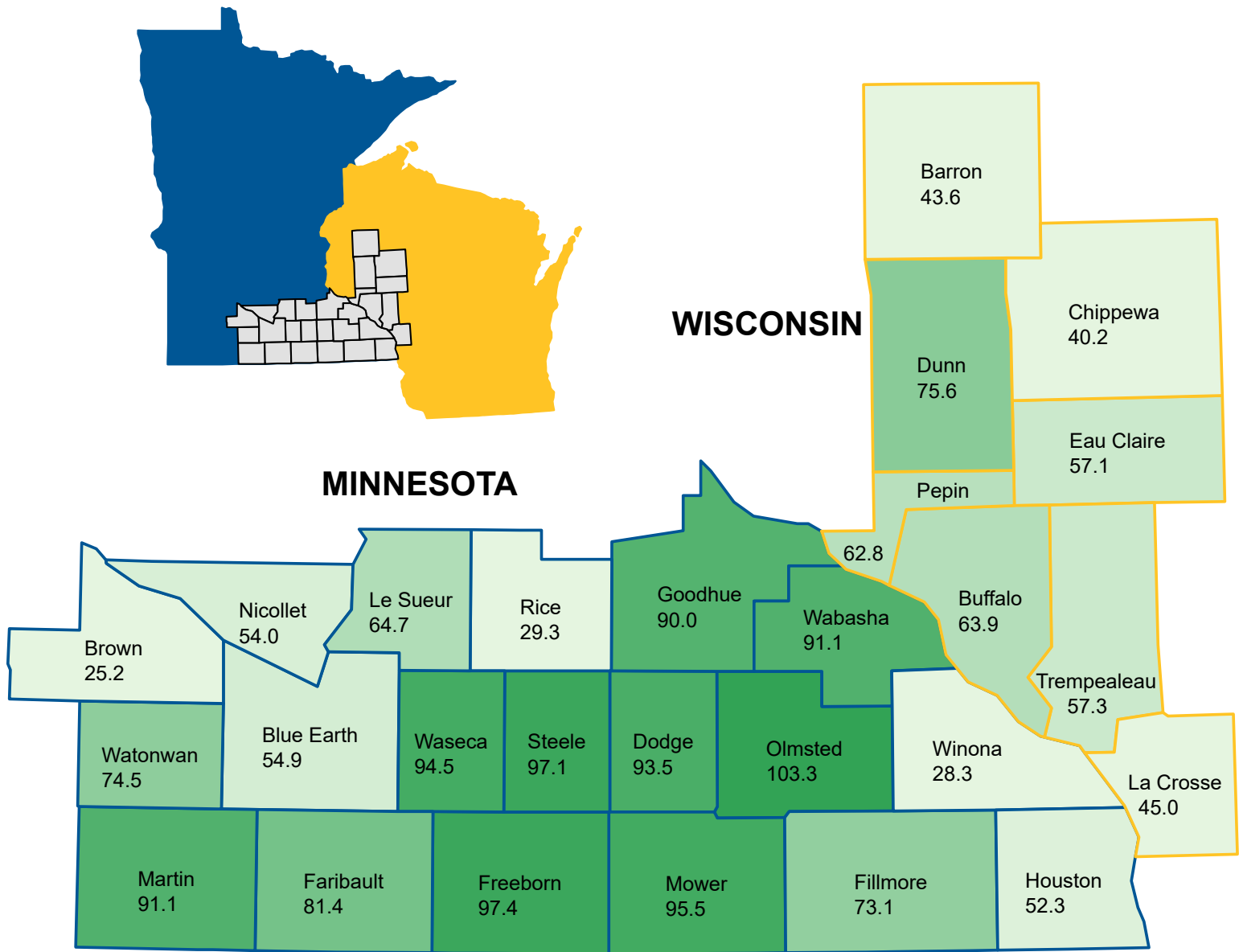


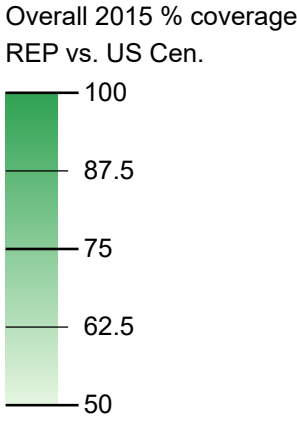
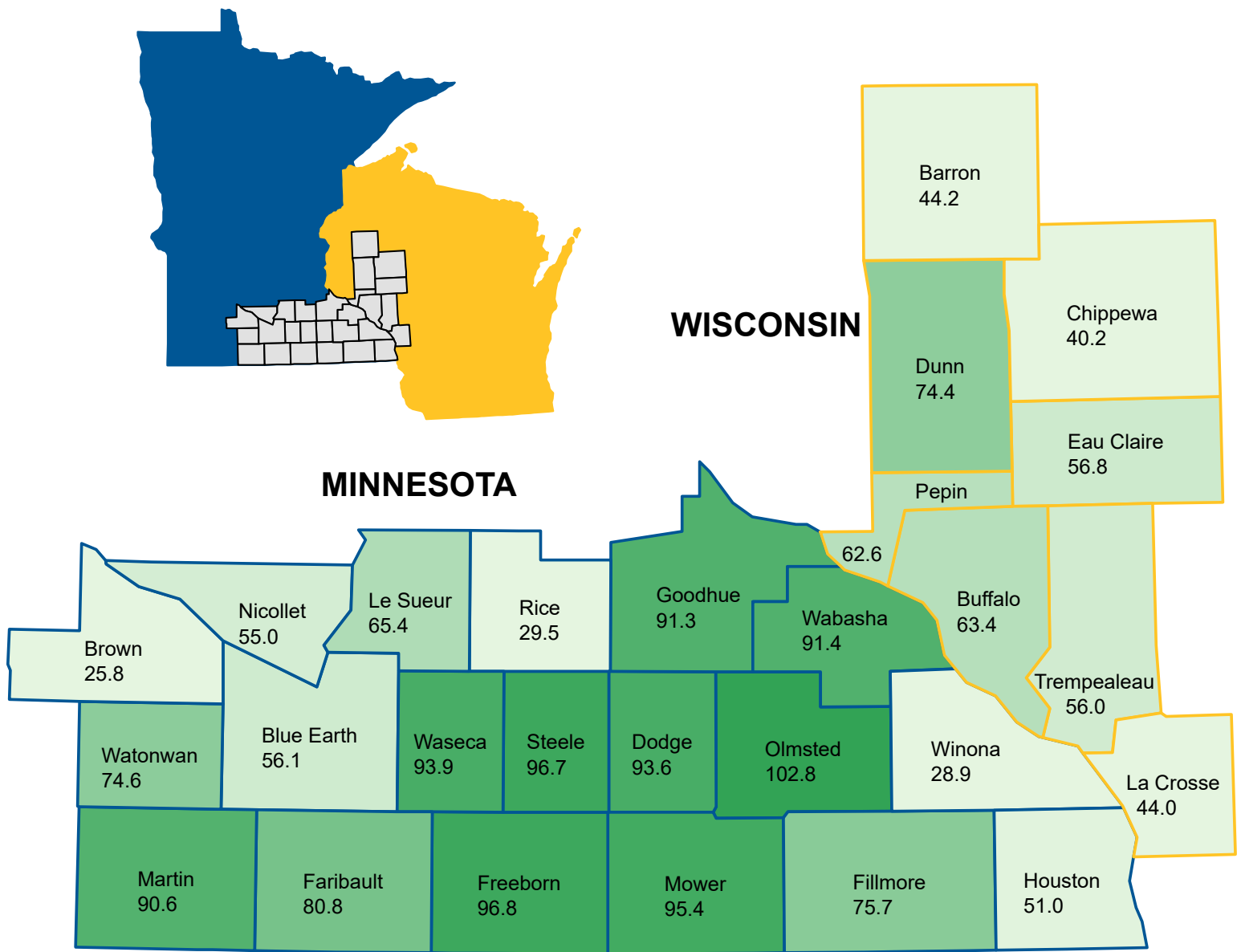


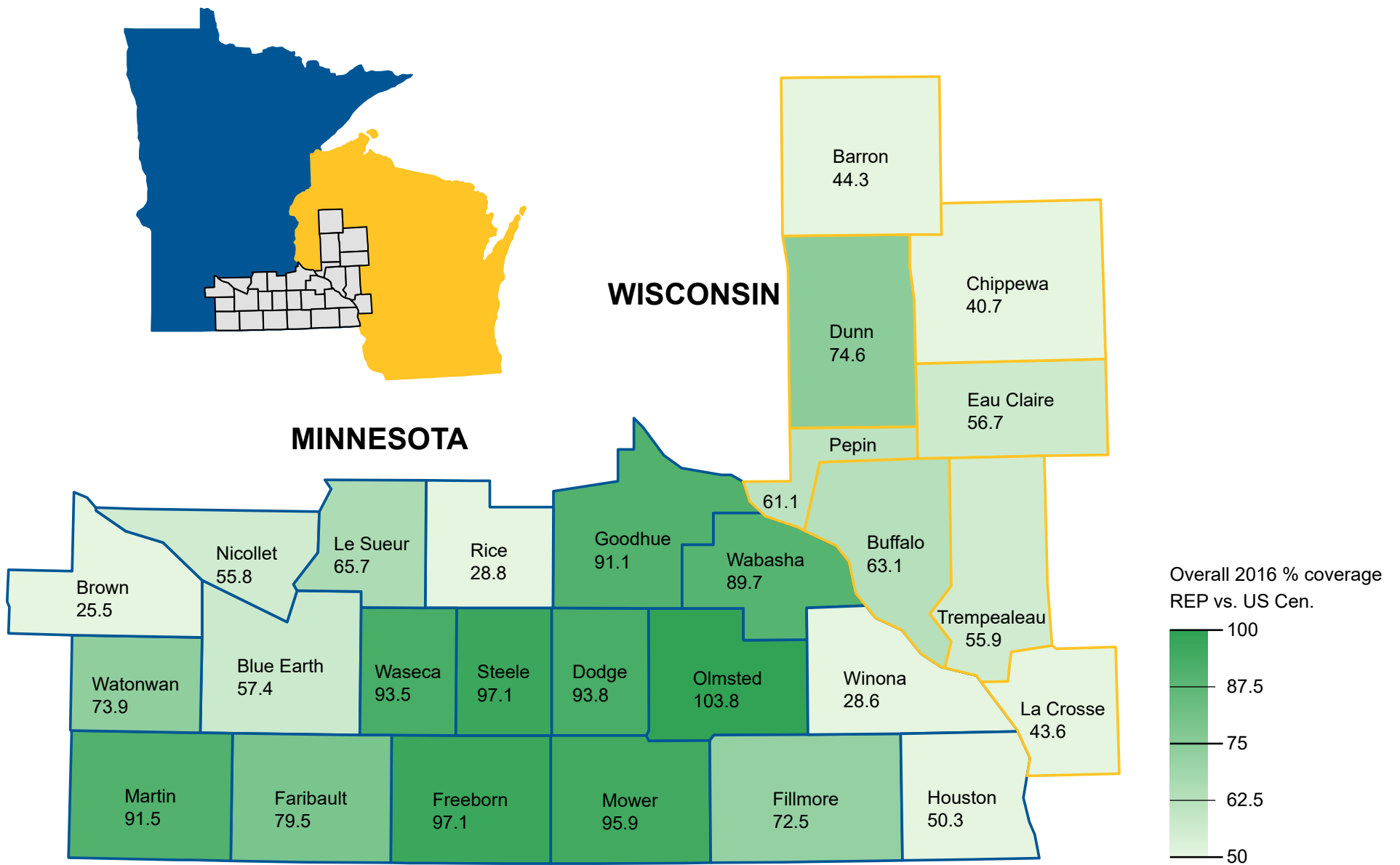


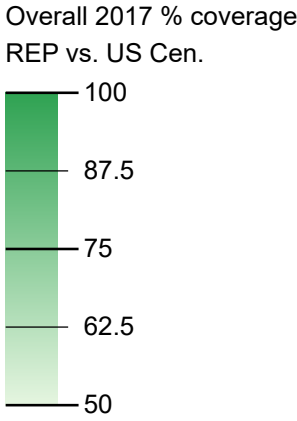
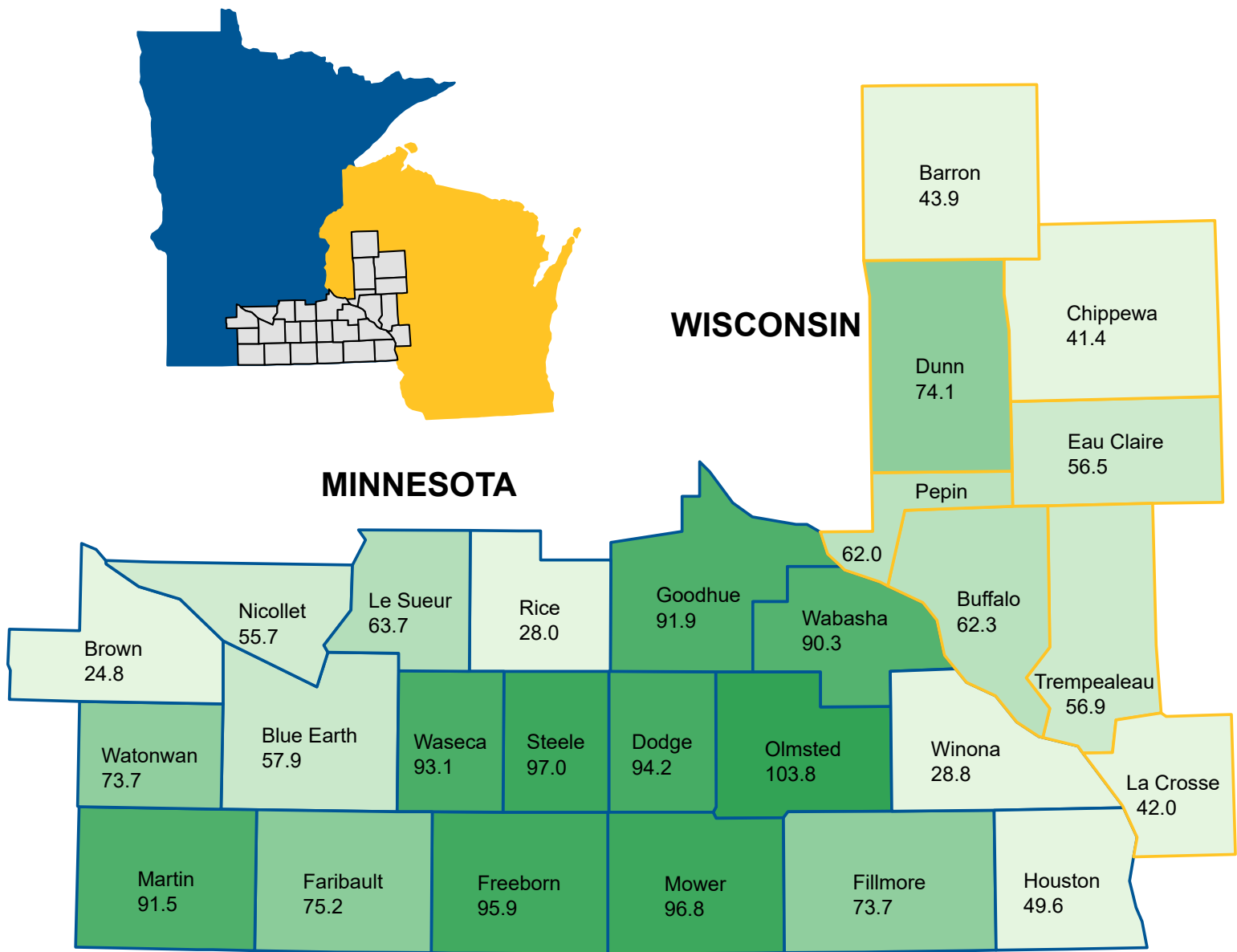


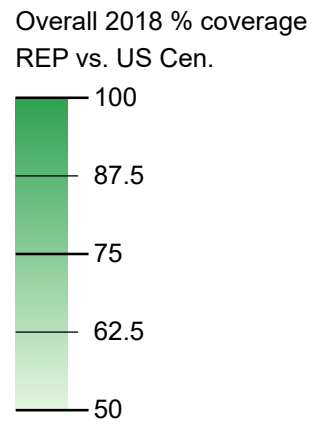
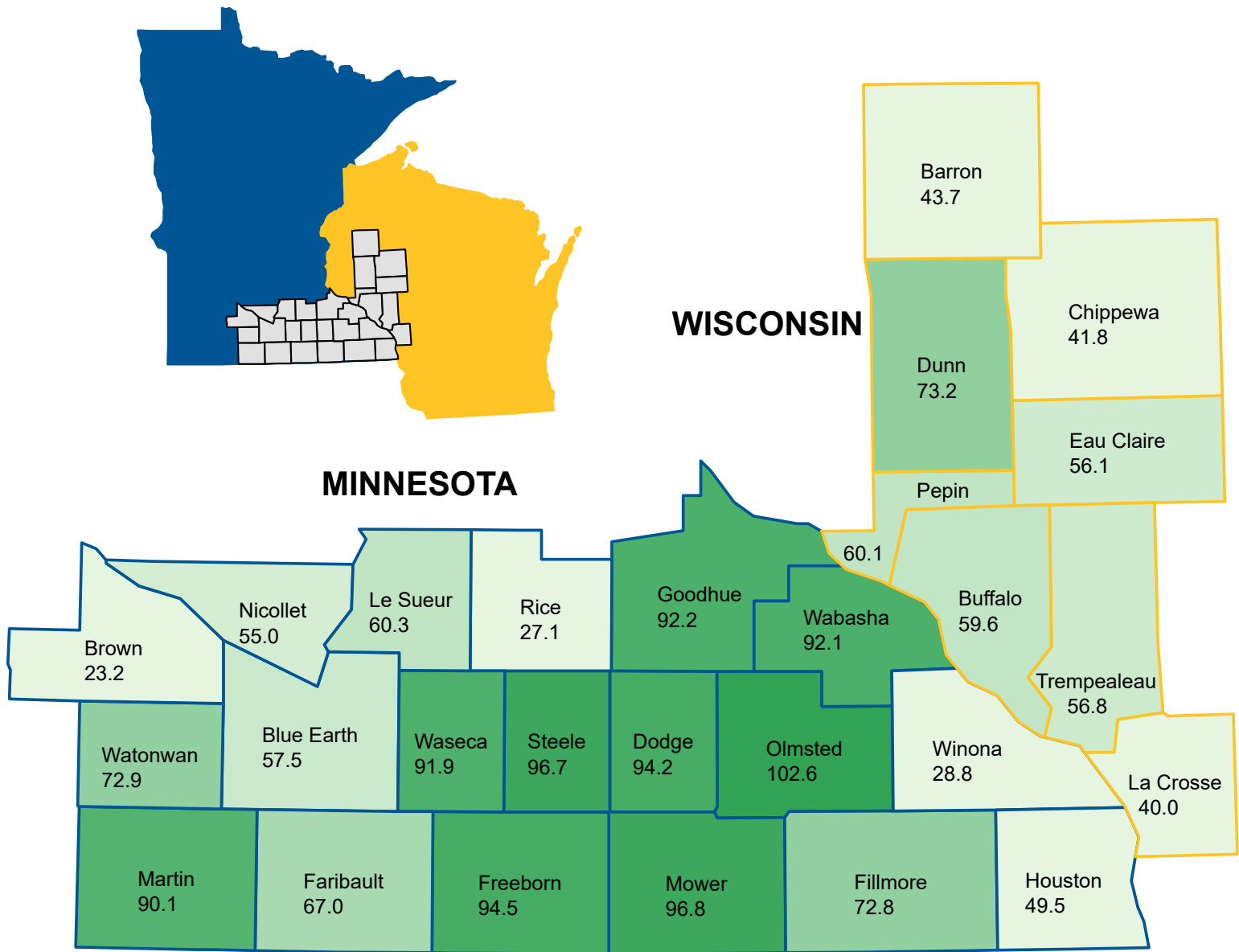


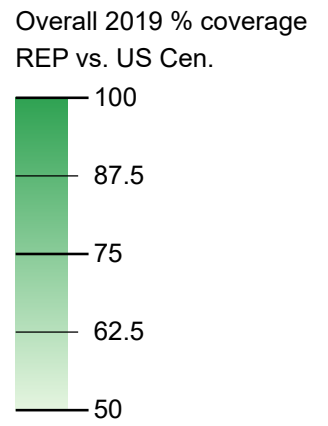
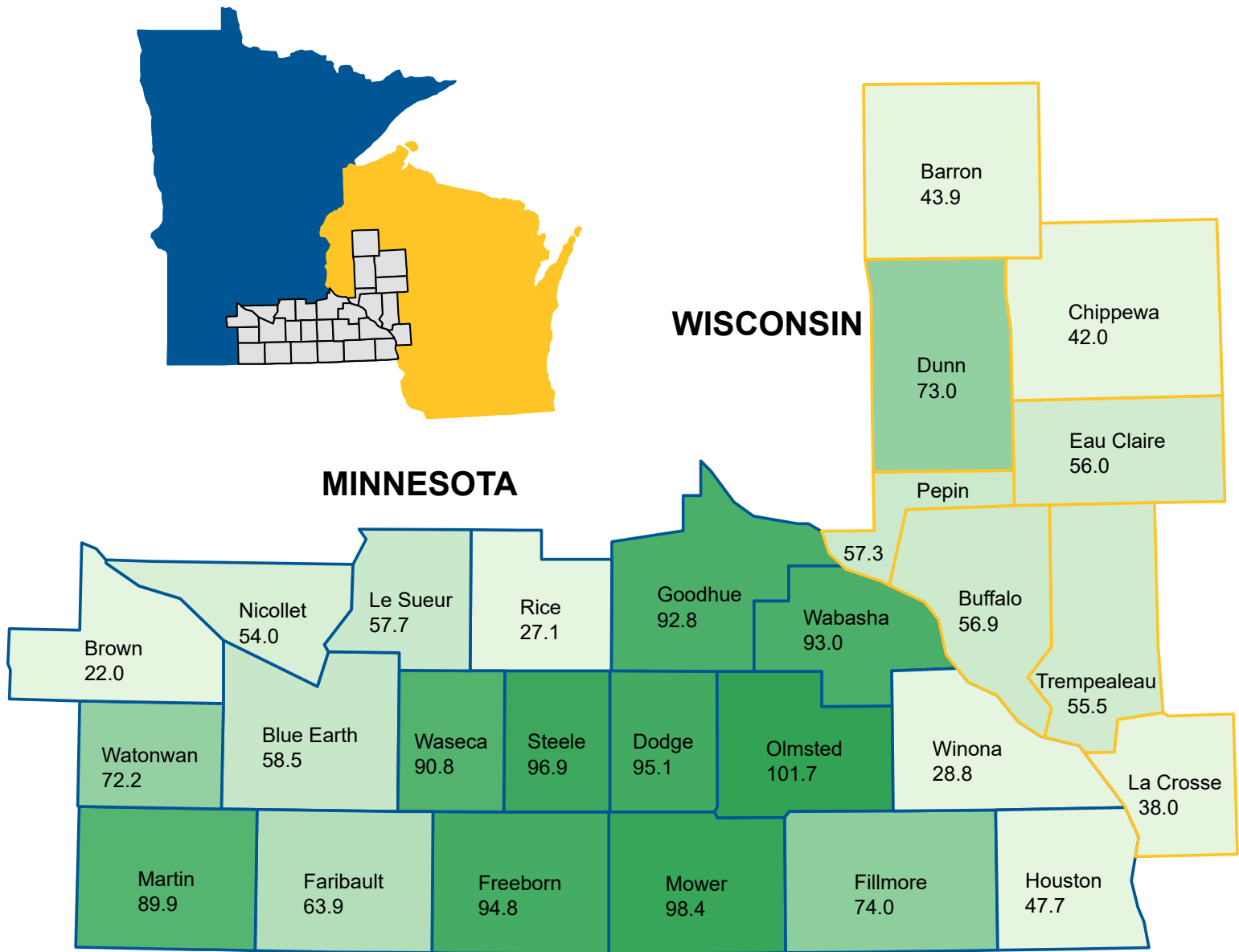


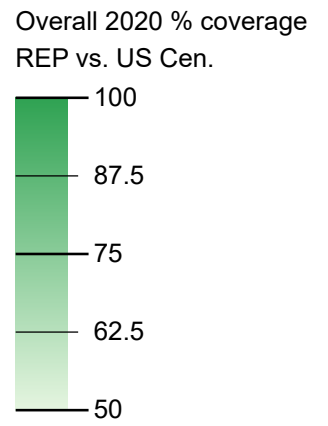
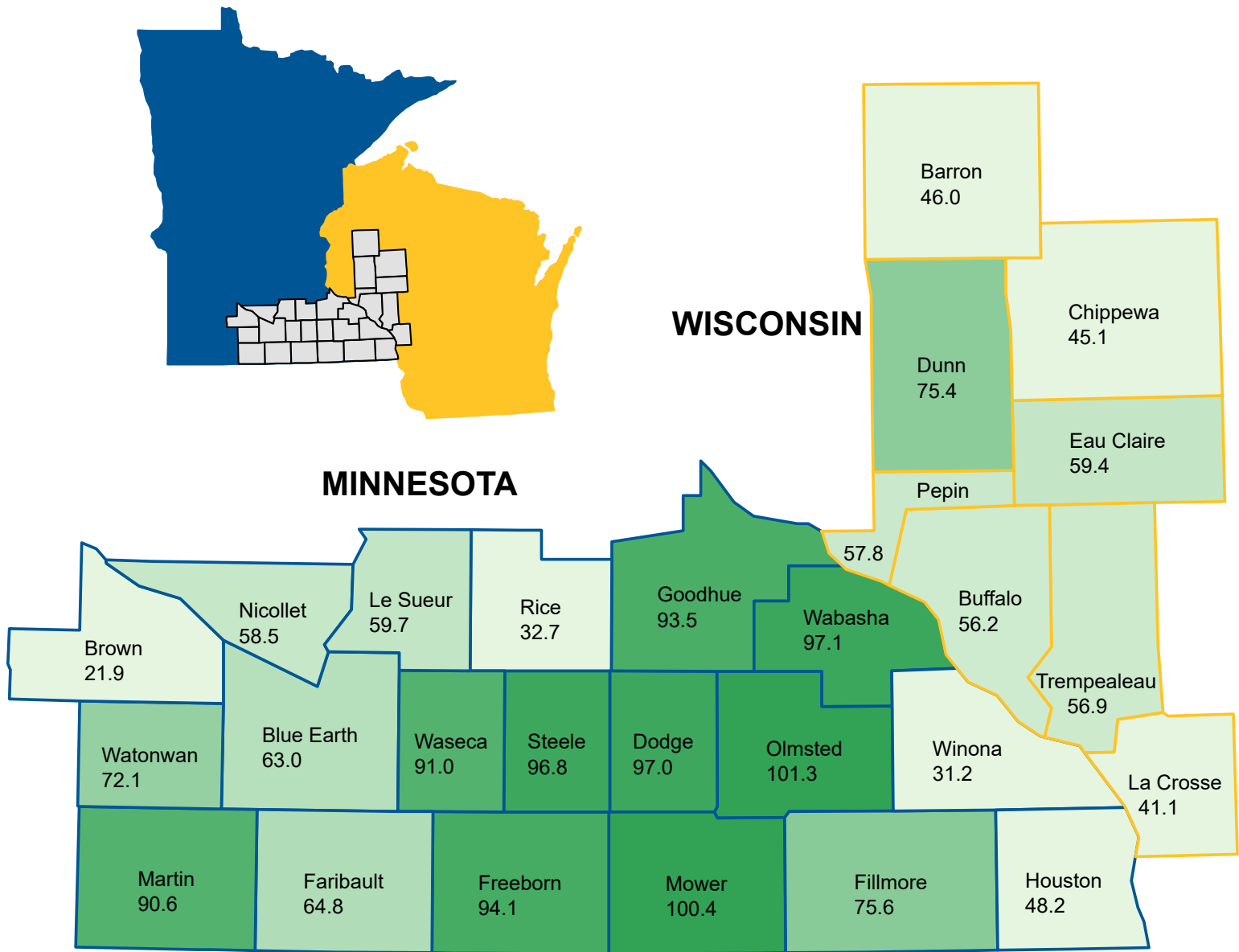


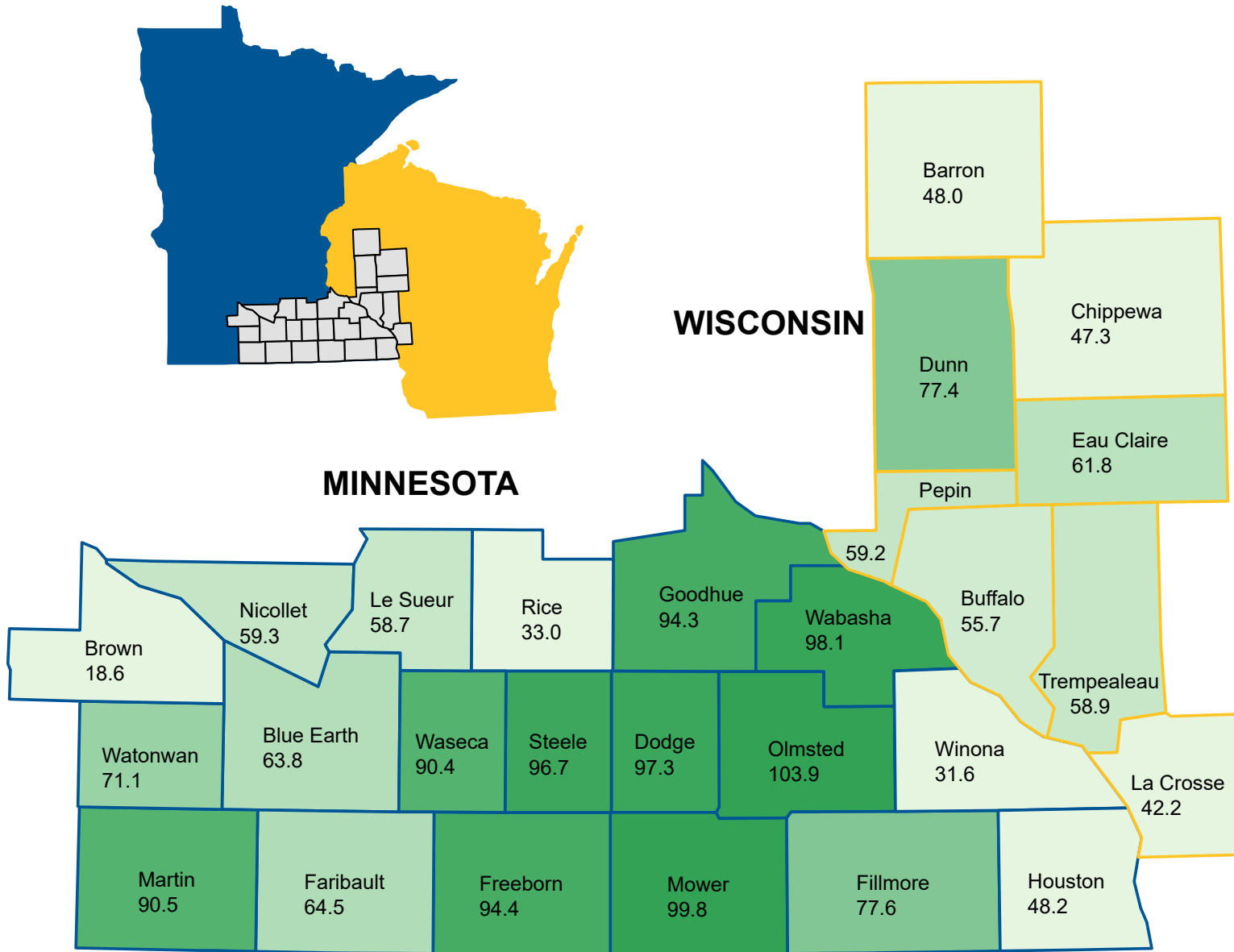












Overall 2021 % coverage
REP vs. US Cen.

