







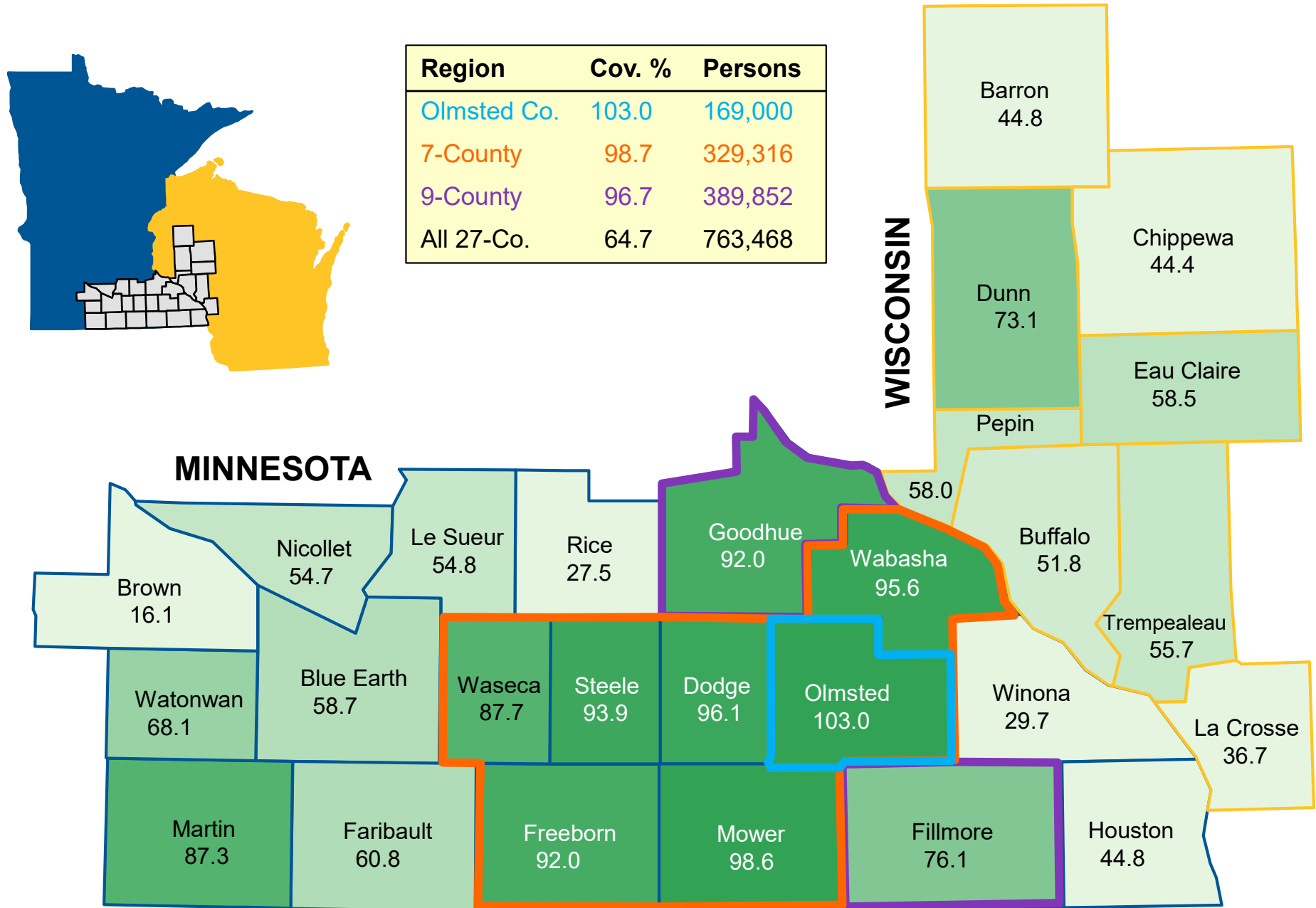
# REP Census Version 2023 Full Summary

Percent coverage of REP Census (v. 2023) versus the US Census Decennial and Intercensal population estimates (Vintage 2023)																						Cos.			
Co. No.	State	County	Sex	Source	2005	2006	2007	2008	2009	2010	2011	2012	2013	2014	2015	2016	2017	2018	2019	2020	2021	2022	2023	7	9
1	MINNESOTA	OLMSTED	All	Coverage %	104.5	104.8	104.6	104.2	103.3	103.0	103.1	103.3	103.2	103.3	102.8	103.9	103.9	102.6	101.7	101.4	104.1	103.0	94.3		
2	MINNESOTA	DODGE	All	Coverage %	88.2	87.3	88.4	90.0	91.7	92.5	93.2	93.6	93.3	93.5	93.7	93.8	94.2	94.3	95.2	97.1	97.8	96.1	88.8		
3	MINNESOTA	MOWER	All	Coverage %	36.7	36.3	37.5	44.4	58.1	81.3	92.7	95.8	96.0	95.5	95.4	96.0	96.8	96.8	98.4	100.4	100.4	98.6	90.1		
4	MINNESOTA	GOODHUE	All	Coverage %	33.2	34.2	35.2	36.4	39.7	44.7	48.8	54.2	77.0	90.1	91.3	91.1	91.9	92.2	92.9	93.5	94.7	92.0	83.3		
5	MINNESOTA	FILLMORE	All	Coverage %	67.9	67.4	67.6	67.9	68.5	69.6	70.3	71.2	72.3	73.1	75.7	72.5	73.8	72.8	74.1	75.8	77.9	76.1	69.1		
6	MINNESOTA	WABASHA	All	Coverage %	59.4	57.5	57.4	62.4	76.3	84.1	85.8	86.6	89.9	91.1	91.4	89.7	90.4	92.2	93.1	97.3	98.6	95.6	88.1		
7	MINNESOTA	WINONA	All	Coverage %	20.6	20.3	19.9	20.9	23.5	24.9	25.7	26.8	27.8	28.3	28.9	28.6	28.8	28.9	28.8	31.3	31.8	29.7	26.5		
8	MINNESOTA	HOUSTON	All	Coverage %	6.1	6.3	6.7	18.7	43.1	50.5	52.2	53.1	53.1	52.3	51.0	50.3	49.6	49.5	47.8	48.3	48.6	44.8	39.3		
9	MINNESOTA	FREEBORN	All	Coverage %	24.5	24.4	25.2	32.7	47.8	78.0	91.8	96.1	97.4	97.4	96.8	97.1	95.9	94.5	94.8	94.1	95.0	92.0	83.2		
10	MINNESOTA	STEELE	All	Coverage %	23.0	23.1	23.8	33.9	62.4	86.9	93.6	96.7	97.5	97.1	96.8	97.1	97.0	96.8	96.9	96.9	97.2	93.9	84.6		
11	MINNESOTA	RICE	All	Coverage %	9.6	8.6	8.5	11.3	15.9	19.0	23.8	27.4	28.9	29.3	29.5	28.8	28.0	27.1	27.1	32.7	33.3	27.5	22.0		
12	MINNESOTA	BLUE EARTH	All	Coverage %	6.1	6.4	6.8	25.7	42.3	48.7	50.2	51.7	53.4	54.9	56.1	57.4	58.0	57.6	58.5	63.1	64.4	58.7	49.3		
13	MINNESOTA	WASECA	All	Coverage %	17.4	17.1	17.7	48.5	76.4	87.0	92.1	94.7	95.2	94.5	93.8	93.5	93.1	91.9	90.9	91.0	90.9	87.7	78.9		
14	MINNESOTA	FARIBAULT	All	Coverage %	15.9	16.5	16.9	25.0	36.4	60.0	73.0	80.2	81.3	81.4	80.9	79.6	75.2	67.1	64.0	65.0	65.2	60.8	52.2		
15	MINNESOTA	MARTIN	All	Coverage %	20.6	20.7	20.6	28.3	40.7	69.5	84.0	90.6	91.8	91.1	90.6	91.5	91.5	90.1	89.9	90.6	91.0	87.3	75.5		
16	MINNESOTA	WATONWAN	All	Coverage %	9.7	10.1	10.7	35.8	54.3	70.8	77.3	77.2	74.6	74.5	74.6	73.9	73.7	72.9	72.3	72.2	71.8	68.1	60.6		
17	MINNESOTA	BROWN	All	Coverage %	6.6	6.3	6.4	15.8	22.7	25.8	25.9	25.2	24.3	25.2	25.8	25.5	24.8	23.2	22.0	21.9	18.7	16.1	13.9		
18	MINNESOTA	NICOLLET	All	Coverage %	6.2	6.4	6.8	28.7	45.2	51.1	52.3	52.7	53.4	54.0	55.0	55.8	55.7	55.0	54.0	58.6	59.8	54.7	47.1		
19	MINNESOTA	LE SUEUR	All	Coverage %	5.3	5.5	5.8	22.1	34.1	38.8	46.2	56.0	62.4	64.7	65.3	65.6	63.6	60.1	57.6	59.7	59.1	54.8	47.9		
20	WISCONSIN	EAU CLAIRE	All	Coverage %	2.3	2.4	2.7	34.6	50.5	55.8	56.7	57.3	56.9	57.1	56.8	56.7	56.5	56.2	56.0	59.5	62.2	58.5	48.7		
21	WISCONSIN	TREMPEALEAU	All	Coverage %	3.1	3.3	3.7	25.0	50.0	57.2	57.9	58.0	57.9	57.4	56.1	56.0	57.0	57.0	55.9	57.3	59.6	55.7	48.2		
22	WISCONSIN	LA CROSSE	All	Coverage %	2.7	2.8	3.0	14.5	37.7	44.2	45.6	45.9	45.7	45.0	44.0	43.6	42.0	40.0	38.1	41.2	42.5	36.7	31.5		
23	WISCONSIN	BUFFALO	All	Coverage %	8.7	8.6	8.9	30.8	50.9	59.0	61.4	62.9	63.7	64.0	63.5	63.2	62.4	59.7	57.1	56.5	56.2	51.8	45.7		
24	WISCONSIN	PEPIN	All	Coverage %	9.5	9.4	8.9	25.8	43.4	52.3	55.3	57.6	60.7	62.8	62.5	61.0	61.9	60.2	57.3	57.8	59.6	58.0	50.3		
25	WISCONSIN	DUNN	All	Coverage %	2.9	3.0	3.3	32.6	56.5	69.7	74.0	75.3	75.3	75.7	74.4	74.6	74.2	73.3	73.0	75.5	78.0	73.1	64.8		
26	WISCONSIN	BARRON	All	Coverage %	2.0	2.1	2.3	19.5	30.7	35.7	37.9	39.9	41.7	43.6	44.2	44.3	43.9	43.7	43.9	46.0	48.4	44.8	37.8		
27	WISCONSIN	CHIPPEWA	All	Coverage %	1.6	1.7	1.9	22.8	34.2	38.2	39.0	39.9	40.1	40.2	40.2	40.6	41.4	41.8	42.0	45.1	47.7	44.4	37.5		
7 Co	MN	Int J Epi, 7 Co.	All	Coverage %	67.9	68.0	68.5	73.8	83.0	92.9	97.1	98.6	99.1	99.1	98.7	99.3	99.3	98.6	98.5	99.0	100.5	98.7	90.1		
9 Co	MN	IJE + 2, 9 Co.	All	Coverage %	63.6	63.8	64.4	68.9	76.9	85.8	89.8	91.7	95.0	96.6	96.6	96.9	97.1	96.5	96.5	97.1	98.6	96.7	88.1		
1-27	MN & WI	All 27 Counties	Total	Coverage %	25.5	25.6	25.9	38.5	51.2	58.7	61.8	63.6	65.1	65.9	65.9	66.0	65.8	65.0	64.6	66.8	68.2	64.7	57.1		

Persons identified in the REP using the REP Census (v. 2023) timelines.

7 Co	MN	Int J Epi, 7 Co.	All	Counts	204,454	206,920	210,162	228,096	257,954	290,338	304,625	310,338	313,504	314,682	314,890	318,586	320,869	320,470	321,465	329,148	335,376	329,316	301,293
9 Co	MN	IJE + 2, 9 Co.	All	Counts	233,879	236,683	240,538	259,072	290,550	325,495	341,769	350,193	364,049	371,355	372,687	375,883	378,930	378,548	380,171	389,744	397,497	389,852	356,198
27 Co	MN & WI	All 27 Counties	All	Counts	279,014	281,972	287,550	430,191	574,688	661,886	698,526	720,418	740,049	750,391	751,609	755,915	756,943	750,697	748,259	786,256	803,204	763,468	676,331

Figure. Coverage of REP Census (v. 2023) compared to US Census on 1 July 2022



# REP Census Version 2023 Full Summary

Percent coverage of REP Census (v. 2023) versus the US Census Decennial and Intercensal population estimates (Vintage 2023)

Co.	State	County	Sex	Age Group	Percent coverage of REP Census (v. 2023) versus the US Census Decennial and Intercensal population estimates (Vintage 2023)																		
					2005	2006	2007	2008	2009	2010	2011	2012	2013	2014	2015	2016	2017	2018	2019	2020	2021	2022	2023
1	MINNESOTA	OLMSTED	F	00-04 yrs	111.9	111.6	112.1	111.6	108.9	108.0	108.7	108.1	106.4	107.3	104.1	104.7	105.2	104.3	101.2	98.8	99.5	99.6	96.3
1	MINNESOTA	OLMSTED	F	05-09 yrs	103.9	103.6	101.8	100.4	100.5	101.3	101.1	102.4	102.7	102.4	103.0	103.3	102.3	101.0	98.9	97.1	98.0	97.6	91.3
1	MINNESOTA	OLMSTED	F	10-14 yrs	99.1	98.0	98.2	98.7	98.2	98.5	96.7	97.7	98.4	99.1	95.9	97.9	98.6	97.2	95.5	92.0	94.9	96.3	90.5
1	MINNESOTA	OLMSTED	F	15-19 yrs	113.7	112.6	114.3	113.6	114.6	112.9	109.9	110.1	111.0	111.4	109.6	111.2	110.8	111.4	106.3	102.7	106.2	105.9	97.3
1	MINNESOTA	OLMSTED	F	20-24 yrs	138.2	140.7	142.9	143.5	137.8	137.7	138.7	139.1	133.2	130.4	130.3	130.7	132.6	130.0	128.9	127.9	135.1	131.9	116.2
1	MINNESOTA	OLMSTED	F	25-29 yrs	117.9	116.8	114.6	115.9	113.3	111.1	113.5	114.7	115.8	118.7	118.2	119.7	120.2	116.1	112.8	114.2	117.8	116.3	104.5
1	MINNESOTA	OLMSTED	F	30-34 yrs	109.2	110.2	108.9	106.6	107.0	107.4	106.4	106.6	106.4	106.4	107.9	110.7	111.8	109.3	112.5	115.7	119.0	119.1	107.0
1	MINNESOTA	OLMSTED	F	35-39 yrs	103.3	103.1	103.1	101.8	103.0	104.0	104.6	105.1	104.3	104.1	104.3	103.9	103.9	104.7	104.2	104.3	108.8	107.7	100.1
1	MINNESOTA	OLMSTED	F	40-44 yrs	100.3	102.7	102.7	102.1	101.9	102.2	103.5	102.1	102.2	102.5	103.4	104.3	103.7	101.8	101.7	100.8	102.3	103.4	97.6
1	MINNESOTA	OLMSTED	F	45-49 yrs	100.6	99.3	99.8	98.1	99.3	99.3	100.0	102.0	101.6	103.4	102.5	103.2	102.3	103.0	101.3	99.7	101.9	100.7	95.9
1	MINNESOTA	OLMSTED	F	50-54 yrs	98.5	99.8	100.4	101.4	100.5	100.3	99.7	99.6	100.5	101.2	100.0	101.0	102.7	101.7	100.5	100.3	102.4	101.7	96.7
1	MINNESOTA	OLMSTED	F	55-59 yrs	100.2	101.7	101.9	102.2	100.2	99.7	101.0	100.8	100.2	101.3	101.5	103.2	102.8	102.8	100.3	99.4	101.1	101.0	95.6
1	MINNESOTA	OLMSTED	F	60-64 yrs	101.5	102.2	100.8	102.1	102.1	100.8	100.7	101.2	101.8	101.5	100.9	101.4	101.7	99.0	100.4	102.3	104.3	104.3	99.4
1	MINNESOTA	OLMSTED	F	65-69 yrs	102.6	100.9	99.6	99.6	99.8	100.5	102.0	101.6	102.4	102.7	101.6	102.1	102.2	101.0	99.0	98.7	100.7	101.3	97.6
1	MINNESOTA	OLMSTED	F	70-74 yrs	103.0	101.8	103.0	102.4	102.8	101.8	101.3	102.0	101.4	101.3	100.7	102.8	101.9	100.1	101.6	101.5	101.4	100.6	99.1
1	MINNESOTA	OLMSTED	F	75-79 yrs	105.1	103.8	103.8	103.9	102.2	103.1	102.1	104.2	101.6	103.1	100.9	102.4	101.1	98.9	98.0	100.2	103.1	101.4	98.3
1	MINNESOTA	OLMSTED	F	80-84 yrs	97.5	97.2	97.1	96.0	99.0	99.9	100.6	100.3	104.0	102.3	100.6	99.2	103.1	100.7	99.0	99.6	100.2	102.6	100.6
1	MINNESOTA	OLMSTED	F	85+ yrs	95.2	94.0	95.7	97.2	95.7	97.5	97.1	96.6	96.0	95.3	94.0	93.5	92.8	90.2	91.0	88.5	88.5	87.9	85.9
1	MINNESOTA	OLMSTED	M	00-04 yrs	108.6	110.3	109.0	112.8	109.9	108.0	107.3	108.1	106.3	107.5	105.3	105.7	106.5	104.2	101.6	99.4	101.2	100.8	96.6
1	MINNESOTA	OLMSTED	M	05-09 yrs	104.5	104.6	104.3	101.3	100.9	101.9	103.7	102.8	105.4	104.1	104.7	104.7	105.1	102.3	100.2	98.2	99.7	99.5	92.6
1	MINNESOTA	OLMSTED	M	10-14 yrs	99.8	99.8	100.1	98.5	99.7	99.2	99.5	100.4	100.2	101.1	100.2	100.7	99.4	100.0	99.5	93.4	95.4	96.1	90.0
1	MINNESOTA	OLMSTED	M	15-19 yrs	110.5	110.5	110.4	108.8	107.6	107.6	106.4	106.2	105.3	105.1	106.6	108.5	109.0	106.2	104.0	100.0	100.8	100.2	91.7
1	MINNESOTA	OLMSTED	M	20-24 yrs	119.7	119.0	120.7	122.5	122.6	123.5	121.3	120.4	119.7	114.0	112.8	114.6	113.2	112.8	110.6	114.0	118.8	113.1	90.0
1	MINNESOTA	OLMSTED	M	25-29 yrs	103.5	106.3	103.6	100.9	98.7	98.0	99.4	100.0	100.9	103.5	104.3	103.1	103.4	100.5	98.7	107.6	112.5	106.4	82.0
1	MINNESOTA	OLMSTED	M	30-34 yrs	102.0	99.2	98.4	97.8	96.8	96.2	98.2	97.6	96.8	96.6	97.7	98.8	100.4	99.4	102.2	108.5	115.7	109.9	87.1
1	MINNESOTA	OLMSTED	M	35-39 yrs	97.1	98.5	99.9	99.3	98.1	96.7	96.8	97.2	97.0	96.7	95.1	96.7	96.9	96.0	96.2	97.7	102.7	100.2	85.5
1	MINNESOTA	OLMSTED	M	40-44 yrs	95.7	96.8	96.7	94.8	94.7	95.6	95.7	96.0	97.5	97.3	96.4	96.6	95.6	95.8	95.1	95.5	99.1	97.0	83.4
1	MINNESOTA	OLMSTED	M	45-49 yrs	95.7	96.0	96.1	96.5	95.4	95.0	94.7	95.1	94.3	94.5	95.4	96.8	95.4	96.7	95.8	96.0	98.3	96.2	84.8
1	MINNESOTA	OLMSTED	M	50-54 yrs	96.4	98.3	97.6	96.0	96.0	96.2	97.2	96.5	96.8	97.0	96.2	98.5	97.4	97.1	95.4	93.0	96.3	97.1	87.2
1	MINNESOTA	OLMSTED	M	55-59 yrs	96.2	97.6	98.0	97.9	97.3	96.4	96.1	97.5	97.4	97.5	97.6	98.4	98.4	98.5	97.3	94.4	96.9	95.8	86.5
1	MINNESOTA	OLMSTED	M	60-64 yrs	97.9	100.0	98.8	98.2	97.4	97.3	96.9	96.2	97.3	97.9	98.4	99.7	99.3	98.1	99.4	96.6	97.9	97.4	90.4
1	MINNESOTA	OLMSTED	M	65-69 yrs	103.7	103.6	104.2	103.3	101.4	100.0	99.4	98.2	97.1	97.5	98.8	100.0	99.1	97.7	98.4	96.3	96.9	97.5	95.0
1	MINNESOTA	OLMSTED	M	70-74 yrs	103.2	101.4	101.8	105.3	102.2	101.2	102.6	103.5	101.9	101.1	99.4	101.3	99.6	98.2	98.6	98.2	98.4	97.9	94.4
1	MINNESOTA	OLMSTED	M	75-79 yrs	101.1	103.5	103.0	101.3	102.3	101.0	97.9	99.9	102.6	103.5	100.8	104.1	104.4	100.8	98.7	100.9	103.1	102.3	99.4
1	MINNESOTA	OLMSTED	M	80-84 yrs	104.0	99.5	100.6	101.8	98.9	100.0	100.1	99.6	101.0	101.3	98.6	99.5	100.8	101.8	102.7	102.6	106.3	107.3	105.9
1	MINNESOTA	OLMSTED	M	85+ yrs	88.8	93.8	94.4	92.3	94.2	98.2	96.3	98.4	95.7	94.6	95.4	96.8	95.8	92.2	92.8	98.0	96.8	95.5	95.4

# REP Census Version 2023 Full Summary

Percent coverage of REP Census (v. 2023) versus the US Census Decennial and Intercensal population estimates (Vintage 2023)																							
Co.	State	County	Sex	Age Group	2005	2006	2007	2008	2009	2010	2011	2012	2013	2014	2015	2016	2017	2018	2019	2020	2021	2022	2023
2	MINNESOTA	DODGE	F	00-04 yrs	92.9	90.5	89.5	91.4	92.7	92.5	92.7	94.9	97.4	97.0	101.5	95.6	98.5	99.7	98.1	97.3	99.8	96.8	93.9
2	MINNESOTA	DODGE	F	05-09 yrs	80.7	79.4	80.0	85.6	85.4	87.9	91.5	91.3	91.1	90.8	91.5	91.5	93.7	95.3	96.3	98.3	96.6	97.6	90.6
2	MINNESOTA	DODGE	F	10-14 yrs	80.9	80.8	83.7	83.6	87.7	87.1	87.4	88.2	86.8	88.8	93.5	91.9	93.0	95.8	92.4	91.6	96.0	94.0	92.7
2	MINNESOTA	DODGE	F	15-19 yrs	90.5	93.3	92.9	96.8	99.2	99.0	99.7	97.6	97.2	97.5	96.8	100.7	102.9	103.7	106.9	108.5	109.1	105.7	99.9
2	MINNESOTA	DODGE	F	20-24 yrs	113.9	108.6	121.8	132.7	142.6	134.4	133.7	127.5	121.1	114.2	110.1	110.2	111.2	107.9	108.5	113.8	109.0	112.6	105.9
2	MINNESOTA	DODGE	F	25-29 yrs	90.1	92.8	94.2	95.6	96.3	96.6	103.4	101.9	100.9	106.3	107.5	109.9	104.5	103.6	107.3	103.8	103.5	99.2	94.1
2	MINNESOTA	DODGE	F	30-34 yrs	88.6	83.5	88.2	89.7	91.2	95.3	97.2	98.3	99.2	96.9	96.5	99.6	99.4	96.8	105.7	108.8	109.5	108.2	98.9
2	MINNESOTA	DODGE	F	35-39 yrs	85.7	87.6	89.6	87.9	90.3	90.8	87.6	92.0	91.0	89.5	92.6	95.7	97.8	97.5	96.4	102.1	101.1	100.9	91.2
2	MINNESOTA	DODGE	F	40-44 yrs	89.3	85.6	85.5	89.1	89.6	91.5	91.4	91.3	91.7	94.4	92.2	87.2	88.1	90.7	92.2	96.3	100.4	99.5	94.9
2	MINNESOTA	DODGE	F	45-49 yrs	93.3	93.2	93.8	93.1	94.5	94.2	98.7	93.6	91.9	92.5	91.5	92.9	93.6	91.9	95.7	95.4	92.5	95.9	89.2
2	MINNESOTA	DODGE	F	50-54 yrs	87.6	83.6	85.0	87.2	91.5	89.7	90.6	94.4	94.0	94.0	98.9	97.9	94.4	93.6	95.0	95.2	98.1	98.4	93.6
2	MINNESOTA	DODGE	F	55-59 yrs	83.4	88.0	88.7	91.6	92.1	94.7	94.8	92.7	96.0	95.8	93.3	91.9	93.6	95.7	95.8	101.3	102.4	97.8	96.6
2	MINNESOTA	DODGE	F	60-64 yrs	95.5	92.5	91.9	90.0	94.0	89.4	92.1	94.5	93.4	91.3	97.2	99.1	93.9	95.5	94.7	93.0	95.4	96.4	93.6
2	MINNESOTA	DODGE	F	65-69 yrs	94.1	92.8	98.8	91.5	94.5	97.2	96.0	91.9	93.3	97.9	92.3	93.4	95.7	92.6	93.4	99.0	98.9	98.2	96.4
2	MINNESOTA	DODGE	F	70-74 yrs	87.6	90.9	88.5	93.1	100.4	97.6	96.7	100.0	94.2	95.2	97.9	95.1	95.2	91.7	92.0	92.1	94.3	94.2	91.4
2	MINNESOTA	DODGE	F	75-79 yrs	92.1	91.7	96.7	96.3	94.9	98.0	100.8	100.4	100.8	93.3	96.6	99.6	98.9	97.6	103.5	101.1	98.6	95.5	99.4
2	MINNESOTA	DODGE	F	80-84 yrs	78.3	87.5	88.0	88.8	98.4	97.4	95.5	88.2	91.3	94.6	100.0	104.8	100.0	104.6	91.7	105.7	105.9	103.7	100.5
2	MINNESOTA	DODGE	F	85+ yrs	97.8	89.3	91.5	92.0	86.8	94.6	98.4	97.2	100.4	96.6	93.6	88.1	91.0	89.7	93.4	107.7	108.9	114.1	115.0
2	MINNESOTA	DODGE	M	00-04 yrs	92.9	91.3	91.9	95.9	95.7	92.6	95.2	99.0	94.2	93.9	94.2	93.1	92.0	95.8	99.4	94.8	97.2	98.7	92.6
2	MINNESOTA	DODGE	M	05-09 yrs	88.3	85.6	82.3	83.9	88.3	89.0	90.3	90.5	91.2	95.9	93.9	93.2	95.9	95.4	94.2	94.7	94.0	94.0	89.2
2	MINNESOTA	DODGE	M	10-14 yrs	86.1	85.4	87.6	87.5	86.3	89.9	87.2	86.6	90.8	90.4	90.3	93.1	89.8	93.3	98.1	93.4	93.7	96.6	87.5
2	MINNESOTA	DODGE	M	15-19 yrs	85.6	83.0	80.3	85.6	90.0	90.4	89.7	93.3	93.3	92.1	93.6	95.2	97.3	99.2	100.5	98.7	103.4	99.6	90.6
2	MINNESOTA	DODGE	M	20-24 yrs	98.1	99.6	106.4	104.0	104.1	109.5	108.7	106.8	101.7	98.2	93.2	95.6	97.0	99.1	98.8	109.7	108.1	98.8	78.3
2	MINNESOTA	DODGE	M	25-29 yrs	83.0	87.3	85.5	89.5	86.7	89.1	91.8	91.0	92.5	91.7	92.6	96.8	96.1	86.7	81.8	94.4	91.9	85.5	67.9
2	MINNESOTA	DODGE	M	30-34 yrs	83.9	80.7	86.1	86.2	83.1	89.6	87.2	89.8	87.1	89.1	85.4	84.8	85.2	88.5	88.6	92.5	94.5	88.0	70.2
2	MINNESOTA	DODGE	M	35-39 yrs	82.5	78.7	77.7	78.4	84.9	83.4	87.7	89.1	90.1	85.8	87.8	87.6	89.2	86.5	88.3	91.8	93.5	87.2	72.1
2	MINNESOTA	DODGE	M	40-44 yrs	85.6	85.3	82.6	82.3	80.7	84.0	82.5	87.6	85.9	86.8	86.9	86.9	88.4	89.3	89.8	88.6	91.3	89.3	76.0
2	MINNESOTA	DODGE	M	45-49 yrs	81.3	79.8	82.9	83.7	84.1	87.6	88.6	86.4	86.8	87.2	88.0	85.0	87.2	86.4	84.9	85.6	88.0	84.8	76.3
2	MINNESOTA	DODGE	M	50-54 yrs	85.9	86.9	85.6	87.5	92.0	86.8	85.1	86.4	86.7	89.4	89.1	91.2	89.5	91.1	92.3	89.7	87.8	85.5	74.9
2	MINNESOTA	DODGE	M	55-59 yrs	86.6	84.1	88.5	87.6	87.3	88.3	90.7	89.3	90.1	92.2	88.9	87.7	87.8	89.2	93.2	98.0	96.2	93.9	87.2
2	MINNESOTA	DODGE	M	60-64 yrs	88.7	88.2	87.7	89.8	92.0	91.2	86.0	88.2	89.7	90.3	89.3	92.3	91.9	90.5	90.2	88.8	92.9	92.4	85.5
2	MINNESOTA	DODGE	M	65-69 yrs	92.3	92.1	85.7	91.6	96.2	95.9	98.6	99.7	97.0	97.9	93.0	88.2	88.0	88.9	89.1	91.7	91.2	91.2	87.5
2	MINNESOTA	DODGE	M	70-74 yrs	88.2	87.7	93.0	94.7	95.4	92.3	95.2	94.2	94.8	93.8	96.1	95.7	101.2	97.6	95.4	96.7	93.6	91.9	86.4
2	MINNESOTA	DODGE	M	75-79 yrs	82.2	82.9	91.8	84.5	88.4	93.6	92.0	91.2	94.0	93.2	97.5	100.0	96.0	96.1	97.8	106.7	107.0	102.6	98.1
2	MINNESOTA	DODGE	M	80-84 yrs	98.5	95.6	91.5	103.7	99.3	103.7	112.0	111.0	99.3	94.7	95.4	94.1	95.7	96.1	97.1	106.8	107.1	104.6	95.8
2	MINNESOTA	DODGE	M	85+ yrs	86.0	95.9	97.6	94.0	96.2	93.3	93.6	100.0	93.7	95.0	92.6	90.9	91.6	88.6	83.6	94.2	91.5	90.5	94.0

# REP Census Version 2023 Full Summary

Percent coverage of REP Census (v. 2023) versus the US Census Decennial and Intercensal population estimates (Vintage 2023)

Co.	State	County	Sex	Age Group	2005	2006	2007	2008	2009	2010	2011	2012	2013	2014	2015	2016	2017	2018	2019	2020	2021	2022	2023
3	MINNESOTA	MOWER	F	00-04 yrs	26.8	27.3	28.8	29.9	37.7	65.1	98.1	100.2	102.2	99.4	99.5	100.9	102.8	102.5	101.3	100.6	99.8	97.9	95.5
3	MINNESOTA	MOWER	F	05-09 yrs	27.1	25.7	26.7	28.6	33.5	69.1	89.4	94.6	96.5	94.8	98.6	100.3	100.4	96.9	92.8	92.7	95.9	96.0	92.4
3	MINNESOTA	MOWER	F	10-14 yrs	28.2	26.8	25.1	31.3	39.4	67.8	87.6	93.0	89.3	94.7	95.5	96.1	99.6	102.7	102.6	98.7	98.0	97.2	85.9
3	MINNESOTA	MOWER	F	15-19 yrs	32.2	34.1	32.7	40.7	52.2	88.3	100.6	103.7	104.1	102.6	105.0	106.0	107.9	107.5	106.7	107.5	108.2	105.8	99.3
3	MINNESOTA	MOWER	F	20-24 yrs	35.1	36.0	40.5	46.6	63.7	101.3	126.1	122.4	122.1	118.6	117.5	114.1	121.6	115.2	118.5	122.0	122.0	121.1	101.5
3	MINNESOTA	MOWER	F	25-29 yrs	36.2	34.9	36.0	42.0	58.0	88.7	99.8	108.6	111.0	112.0	110.1	109.6	110.0	111.2	113.8	117.2	115.3	114.2	105.3
3	MINNESOTA	MOWER	F	30-34 yrs	36.6	36.9	35.6	42.7	58.6	88.3	96.7	103.0	103.1	103.0	103.3	103.7	103.8	104.7	107.4	111.3	112.1	112.0	102.4
3	MINNESOTA	MOWER	F	35-39 yrs	39.3	37.3	37.6	43.0	57.6	84.8	93.2	94.5	96.6	95.8	96.8	98.1	101.3	100.2	103.5	105.8	102.3	100.8	95.3
3	MINNESOTA	MOWER	F	40-44 yrs	37.3	35.1	38.3	44.2	62.2	85.7	91.7	95.6	91.9	93.0	91.7	97.4	94.8	96.6	97.7	100.8	98.8	97.9	90.5
3	MINNESOTA	MOWER	F	45-49 yrs	38.6	41.4	42.2	51.6	66.2	86.0	92.0	95.0	96.4	94.8	95.3	93.1	95.4	95.6	97.3	98.2	98.2	100.2	93.4
3	MINNESOTA	MOWER	F	50-54 yrs	36.3	36.3	38.1	47.2	67.4	87.9	95.4	93.2	95.8	94.3	93.6	95.8	95.9	96.0	98.6	100.2	99.7	96.9	89.0
3	MINNESOTA	MOWER	F	55-59 yrs	39.3	39.0	41.4	48.2	71.2	88.4	92.3	92.8	93.1	94.3	95.1	97.1	97.0	96.5	95.9	97.8	98.9	96.7	94.6
3	MINNESOTA	MOWER	F	60-64 yrs	37.6	39.5	39.3	52.5	73.5	92.4	95.6	96.7	96.5	98.0	95.6	96.3	95.7	96.6	96.9	101.5	103.8	102.9	94.2
3	MINNESOTA	MOWER	F	65-69 yrs	47.5	46.5	48.0	55.8	79.2	94.5	95.6	98.0	97.7	96.9	97.6	97.2	98.6	99.7	100.9	101.2	101.3	102.1	99.9
3	MINNESOTA	MOWER	F	70-74 yrs	52.5	51.0	51.4	62.3	84.3	100.1	101.2	100.5	98.9	100.3	101.1	100.1	101.0	101.0	101.3	104.0	102.7	104.9	103.0
3	MINNESOTA	MOWER	F	75-79 yrs	49.4	50.9	49.0	60.6	80.4	94.6	98.9	98.9	100.2	100.6	102.0	102.2	101.4	100.4	102.7	109.2	109.6	107.4	107.7
3	MINNESOTA	MOWER	F	80-84 yrs	47.4	47.3	51.5	67.2	88.3	98.4	99.9	98.9	95.7	94.5	99.1	99.7	97.3	104.2	103.1	110.7	110.3	106.9	107.1
3	MINNESOTA	MOWER	F	85+ yrs	38.1	37.2	40.0	54.0	77.9	96.0	97.2	96.1	96.1	95.8	92.5	91.2	92.3	89.6	89.4	95.8	97.5	96.2	96.3
3	MINNESOTA	MOWER	M	00-04 yrs	33.7	35.1	33.9	37.2	44.6	68.4	97.9	100.4	106.1	106.0	104.4	105.9	107.3	103.3	105.0	102.2	101.5	101.5	99.0
3	MINNESOTA	MOWER	M	05-09 yrs	26.1	26.9	27.9	33.1	39.4	72.9	90.9	97.4	99.6	98.0	97.9	98.3	102.9	102.6	101.5	101.2	100.1	99.1	96.4
3	MINNESOTA	MOWER	M	10-14 yrs	26.6	25.4	27.9	32.2	37.6	70.0	86.1	90.6	90.1	91.7	95.9	97.3	95.5	96.4	98.0	94.6	94.9	98.1	89.3
3	MINNESOTA	MOWER	M	15-19 yrs	30.3	29.3	29.1	34.6	44.6	69.1	88.0	95.2	93.6	92.1	93.8	95.8	96.0	93.8	97.1	97.1	96.8	94.1	84.4
3	MINNESOTA	MOWER	M	20-24 yrs	32.0	30.3	32.5	36.5	42.3	72.8	90.1	99.5	93.1	90.8	89.0	88.5	92.2	92.6	97.9	102.9	104.3	96.5	74.4
3	MINNESOTA	MOWER	M	25-29 yrs	30.3	28.6	28.3	34.0	41.9	66.7	85.3	96.6	95.8	91.5	87.2	87.5	85.6	84.4	94.3	102.6	104.1	96.4	75.0
3	MINNESOTA	MOWER	M	30-34 yrs	29.4	28.2	31.1	35.3	42.8	67.4	80.4	85.5	87.0	89.7	89.1	85.0	89.0	88.8	91.5	100.1	98.5	92.5	68.8
3	MINNESOTA	MOWER	M	35-39 yrs	33.3	32.5	31.6	36.0	47.8	69.1	84.0	85.2	87.6	85.0	83.5	85.5	86.6	87.2	95.8	99.5	96.4	91.8	71.5
3	MINNESOTA	MOWER	M	40-44 yrs	33.2	33.3	35.9	41.8	52.4	74.0	82.3	86.5	84.7	82.8	82.3	85.9	84.5	86.4	90.2	94.1	93.8	88.5	76.1
3	MINNESOTA	MOWER	M	45-49 yrs	38.1	37.0	38.0	42.4	57.1	75.0	83.8	86.8	86.4	85.8	85.5	83.5	83.2	84.3	86.7	87.2	88.0	87.9	76.7
3	MINNESOTA	MOWER	M	50-54 yrs	36.3	35.9	38.1	46.9	60.8	80.4	83.7	88.5	88.3	88.3	88.2	89.4	88.7	88.5	91.3	93.8	92.5	85.9	74.0
3	MINNESOTA	MOWER	M	55-59 yrs	35.2	34.6	37.0	47.0	65.7	83.6	89.1	90.7	91.9	91.0	90.6	88.0	91.2	91.2	89.8	88.1	91.0	90.1	82.4
3	MINNESOTA	MOWER	M	60-64 yrs	40.6	38.4	39.4	47.8	67.7	83.8	90.0	91.1	92.8	91.4	90.7	91.0	92.3	93.1	95.5	94.2	91.1	91.9	84.2
3	MINNESOTA	MOWER	M	65-69 yrs	51.1	50.9	51.4	63.6	81.1	91.2	89.0	90.6	90.8	91.4	91.2	94.3	92.6	92.3	93.9	96.6	98.7	97.6	92.2
3	MINNESOTA	MOWER	M	70-74 yrs	58.9	60.4	60.0	70.0	85.5	92.9	98.5	100.6	99.3	99.2	97.0	93.7	93.4	95.2	93.5	96.0	100.2	94.7	91.3
3	MINNESOTA	MOWER	M	75-79 yrs	62.4	60.2	65.1	69.1	86.3	97.5	99.6	99.4	98.6	102.6	97.9	101.5	101.6	105.2	103.3	106.0	100.6	103.0	99.5
3	MINNESOTA	MOWER	M	80-84 yrs	62.9	66.9	65.0	76.8	88.1	98.8	97.0	100.2	102.8	93.9	97.9	97.1	93.1	92.9	97.4	101.6	105.2	104.1	104.6
3	MINNESOTA	MOWER	M	85+ yrs	55.4	50.5	59.3	69.1	84.1	95.9	101.1	98.0	95.0	99.4	98.0	99.4	97.0	98.1	93.3	108.8	108.3	103.2	107.2



# REP Census Version 2023 Full Summary

Percent coverage of REP Census (v. 2023) versus the US Census Decennial and Intercensal population estimates (Vintage 2023)

Co.	State	County	Sex	Age Group	2005	2006	2007	2008	2009	2010	2011	2012	2013	2014	2015	2016	2017	2018	2019	2020	2021	2022	2023
4	MINNESOTA	GOODHUE	F	00-04 yrs	27.1	28.3	28.5	28.7	31.2	37.5	41.1	45.6	61.9	91.6	93.6	94.6	92.2	89.6	88.9	86.3	88.4	86.9	80.7
4	MINNESOTA	GOODHUE	F	05-09 yrs	25.8	23.9	25.7	27.3	28.7	32.6	40.3	42.7	63.5	84.5	90.9	86.2	90.9	89.4	85.7	86.6	87.2	83.9	79.8
4	MINNESOTA	GOODHUE	F	10-14 yrs	23.2	25.5	26.4	25.7	27.3	34.6	40.8	43.4	64.0	80.6	85.2	88.5	91.6	91.3	89.1	86.5	88.7	89.5	78.9
4	MINNESOTA	GOODHUE	F	15-19 yrs	32.8	32.3	33.3	34.4	39.1	44.5	48.7	54.5	76.2	94.6	98.4	99.0	99.7	101.4	103.9	100.3	103.9	105.4	96.0
4	MINNESOTA	GOODHUE	F	20-24 yrs	40.1	40.3	38.9	43.4	50.6	59.8	67.7	72.4	99.2	116.2	110.3	108.1	112.8	107.9	112.1	118.2	115.3	109.6	96.5
4	MINNESOTA	GOODHUE	F	25-29 yrs	36.0	38.4	35.8	36.4	42.6	45.8	51.6	58.6	92.5	110.5	107.6	113.0	106.2	105.3	102.6	101.9	99.9	99.5	87.6
4	MINNESOTA	GOODHUE	F	30-34 yrs	30.7	32.6	35.4	36.1	37.6	42.7	46.9	53.8	83.9	98.4	95.8	95.8	95.3	98.2	107.4	108.4	108.6	98.7	87.5
4	MINNESOTA	GOODHUE	F	35-39 yrs	30.5	32.4	32.8	35.0	38.1	43.0	46.1	51.3	78.9	90.0	91.7	90.5	91.9	92.6	93.5	96.6	97.6	95.1	84.2
4	MINNESOTA	GOODHUE	F	40-44 yrs	34.1	34.8	34.5	33.8	37.3	44.2	48.1	53.4	77.5	87.7	89.9	90.9	89.6	92.9	91.6	90.0	93.0	91.0	84.4
4	MINNESOTA	GOODHUE	F	45-49 yrs	31.1	32.0	33.8	36.3	42.4	48.4	50.1	53.4	78.9	88.1	89.7	89.7	90.4	91.8	88.9	92.7	90.5	89.2	85.0
4	MINNESOTA	GOODHUE	F	50-54 yrs	35.4	36.5	36.9	35.7	39.9	44.8	47.9	54.2	80.2	89.8	90.9	90.0	89.0	91.0	90.7	89.3	92.0	89.6	83.2
4	MINNESOTA	GOODHUE	F	55-59 yrs	33.9	36.4	37.2	40.8	42.6	48.7	51.8	54.2	81.5	91.6	89.0	89.1	91.6	89.4	90.7	90.6	91.4	89.2	82.7
4	MINNESOTA	GOODHUE	F	60-64 yrs	39.7	39.9	40.1	40.3	45.5	49.3	52.5	58.0	82.8	90.5	92.0	92.7	91.2	94.0	94.6	93.2	93.5	93.0	86.0
4	MINNESOTA	GOODHUE	F	65-69 yrs	44.4	45.4	44.8	48.5	54.5	57.5	57.5	65.3	85.7	93.6	93.0	94.1	96.4	94.5	95.6	95.6	96.5	95.2	90.2
4	MINNESOTA	GOODHUE	F	70-74 yrs	47.1	46.4	48.7	51.5	54.8	60.0	63.5	70.4	91.4	95.2	97.4	94.6	95.4	92.9	92.2	94.8	97.3	97.9	95.0
4	MINNESOTA	GOODHUE	F	75-79 yrs	49.7	50.7	51.8	55.2	59.8	65.7	64.8	73.8	94.4	100.9	98.7	98.4	99.3	99.8	98.2	99.2	98.2	97.5	96.5
4	MINNESOTA	GOODHUE	F	80-84 yrs	43.3	47.0	49.0	52.5	54.5	59.2	62.8	72.8	91.6	97.9	99.0	97.5	100.3	100.2	102.7	107.1	108.8	102.6	102.8
4	MINNESOTA	GOODHUE	F	85+ yrs	35.2	37.4	41.6	43.2	47.8	52.8	57.2	67.2	89.7	95.9	94.8	94.6	93.9	90.5	90.8	106.3	106.5	115.2	115.5
4	MINNESOTA	GOODHUE	M	00-04 yrs	26.4	26.0	27.9	30.5	31.0	37.5	44.2	47.8	61.7	91.4	94.0	93.9	96.0	97.2	91.7	87.0	85.1	86.2	82.6
4	MINNESOTA	GOODHUE	M	05-09 yrs	27.0	27.5	27.8	28.5	29.4	30.6	38.0	43.0	63.2	82.7	90.1	90.0	92.4	92.3	95.1	94.6	95.0	89.6	81.4
4	MINNESOTA	GOODHUE	M	10-14 yrs	27.1	27.4	28.9	29.1	31.6	38.2	42.2	44.5	66.8	85.7	85.6	89.1	90.0	93.1	89.4	88.0	88.4	87.5	80.8
4	MINNESOTA	GOODHUE	M	15-19 yrs	30.6	30.5	32.9	34.0	36.6	38.1	42.5	47.9	66.4	86.2	91.7	89.9	90.4	94.0	97.5	95.6	97.0	90.3	77.7
4	MINNESOTA	GOODHUE	M	20-24 yrs	29.5	30.8	32.4	32.9	35.4	44.4	50.9	57.2	74.1	92.2	92.3	90.4	92.4	94.9	100.5	106.4	106.7	97.3	73.8
4	MINNESOTA	GOODHUE	M	25-29 yrs	29.8	29.4	28.0	27.0	29.7	33.4	37.8	43.0	72.0	90.0	90.5	89.5	90.5	87.7	87.0	93.4	95.1	88.2	65.4
4	MINNESOTA	GOODHUE	M	30-34 yrs	27.1	28.9	29.0	30.6	31.7	36.6	39.8	45.9	68.6	81.4	87.5	84.0	84.5	85.5	89.8	97.8	100.9	93.7	71.3
4	MINNESOTA	GOODHUE	M	35-39 yrs	28.4	27.1	28.8	29.2	31.3	36.6	41.6	46.0	71.4	83.3	82.3	82.6	83.0	83.8	84.0	87.8	93.7	87.5	72.5
4	MINNESOTA	GOODHUE	M	40-44 yrs	28.4	30.0	31.8	33.8	35.4	36.8	40.7	46.4	71.9	81.8	84.8	83.6	86.1	86.1	87.1	87.8	88.4	85.2	71.0
4	MINNESOTA	GOODHUE	M	45-49 yrs	30.6	31.1	30.3	33.0	35.4	41.2	46.1	50.5	73.8	86.0	85.0	83.0	82.0	80.3	82.3	85.2	88.7	86.2	75.0
4	MINNESOTA	GOODHUE	M	50-54 yrs	29.4	32.2	33.8	32.8	35.4	41.6	45.0	49.0	71.5	81.3	84.4	84.3	84.4	86.4	87.7	84.2	85.6	80.3	72.3
4	MINNESOTA	GOODHUE	M	55-59 yrs	31.8	33.7	35.1	36.1	39.2	43.0	46.9	52.6	75.4	84.1	83.5	83.6	84.0	83.5	84.4	84.5	88.7	84.2	76.7
4	MINNESOTA	GOODHUE	M	60-64 yrs	40.2	40.9	40.0	38.8	43.9	47.8	49.0	54.6	77.7	85.2	85.3	84.4	87.0	89.6	91.2	86.6	84.5	82.1	75.2
4	MINNESOTA	GOODHUE	M	65-69 yrs	47.7	46.7	49.2	51.3	55.0	59.3	62.4	66.1	84.2	88.6	89.6	90.6	90.7	91.7	93.7	92.5	91.8	91.0	85.3
4	MINNESOTA	GOODHUE	M	70-74 yrs	54.1	53.5	54.9	57.6	59.6	63.7	67.2	74.3	91.5	95.2	95.4	94.9	92.4	91.9	90.4	90.0	93.3	94.3	90.5
4	MINNESOTA	GOODHUE	M	75-79 yrs	53.4	54.4	58.4	59.2	64.3	66.6	66.5	82.5	97.0	100.3	99.6	102.8	102.4	97.8	98.8	97.5	98.5	95.2	90.0
4	MINNESOTA	GOODHUE	M	80-84 yrs	55.8	59.2	57.4	66.2	68.0	68.7	73.9	81.2	96.6	102.2	99.8	97.2	100.9	105.5	105.9	105.4	108.4	107.9	105.6
4	MINNESOTA	GOODHUE	M	85+ yrs	45.5	47.3	51.9	52.8	55.1	61.2	64.8	68.4	89.7	96.2	97.0	100.7	102.0	99.8	102.4	116.7	118.4	123.2	124.4

# REP Census Version 2023 Full Summary

Percent coverage of REP Census (v. 2023) versus the US Census Decennial and Intercensal population estimates (Vintage 2023)

Co.	State	County	Sex	Age Group	2005	2006	2007	2008	2009	2010	2011	2012	2013	2014	2015	2016	2017	2018	2019	2020	2021	2022	2023
5	MINNESOTA	FILLMORE	F	00-04 yrs	71.8	67.1	66.7	68.2	67.8	63.7	66.0	67.7	65.5	65.3	71.1	66.7	67.6	67.7	65.8	66.7	75.4	69.9	66.0
5	MINNESOTA	FILLMORE	F	05-09 yrs	61.6	62.0	62.3	60.4	60.5	61.0	62.5	66.3	67.5	68.3	69.2	65.8	67.8	64.3	62.8	63.4	65.0	67.8	62.3
5	MINNESOTA	FILLMORE	F	10-14 yrs	58.1	58.0	60.1	59.3	62.0	61.4	63.0	63.0	64.8	65.5	71.9	65.7	72.0	66.4	62.7	62.8	65.5	63.9	60.2
5	MINNESOTA	FILLMORE	F	15-19 yrs	68.6	68.8	70.5	73.2	76.2	73.4	70.2	73.7	75.9	75.3	76.0	71.3	73.0	72.2	73.3	74.2	73.5	75.9	69.5
5	MINNESOTA	FILLMORE	F	20-24 yrs	98.7	92.6	89.4	95.4	99.8	100.9	101.8	91.1	88.9	85.8	90.0	80.7	81.3	85.8	97.4	97.3	96.8	88.0	76.6
5	MINNESOTA	FILLMORE	F	25-29 yrs	87.2	90.2	86.4	88.6	77.7	78.0	80.7	80.7	86.5	90.9	93.7	89.5	86.1	82.9	80.3	89.3	90.8	86.8	77.2
5	MINNESOTA	FILLMORE	F	30-34 yrs	65.1	65.1	67.3	69.4	74.1	76.3	77.7	82.0	86.4	85.5	90.0	85.9	82.7	83.3	91.6	92.3	93.1	88.7	77.1
5	MINNESOTA	FILLMORE	F	35-39 yrs	74.9	69.0	71.7	69.9	68.5	72.2	75.7	77.8	74.4	77.7	79.5	81.3	83.4	83.8	83.6	87.6	88.9	84.3	80.3
5	MINNESOTA	FILLMORE	F	40-44 yrs	73.1	74.7	72.1	72.3	72.9	73.6	76.0	73.5	76.6	76.1	79.1	76.3	78.2	74.4	79.0	76.9	82.4	83.2	76.8
5	MINNESOTA	FILLMORE	F	45-49 yrs	68.5	69.5	70.4	72.1	73.1	71.5	71.1	74.9	77.7	81.2	84.0	75.2	75.6	80.5	83.9	81.4	80.2	82.9	74.0
5	MINNESOTA	FILLMORE	F	50-54 yrs	66.2	66.4	68.0	67.4	69.0	69.6	70.5	71.9	73.1	72.9	77.0	76.6	77.9	78.6	83.7	88.0	88.0	80.1	74.4
5	MINNESOTA	FILLMORE	F	55-59 yrs	69.2	69.0	66.8	68.4	67.4	68.6	71.5	72.6	74.0	74.4	74.8	72.9	74.7	75.5	80.6	82.7	84.3	86.3	79.4
5	MINNESOTA	FILLMORE	F	60-64 yrs	68.4	69.6	68.9	66.1	66.1	65.8	67.0	70.5	72.3	69.8	75.4	74.5	75.6	75.4	76.6	80.5	81.3	77.5	75.4
5	MINNESOTA	FILLMORE	F	65-69 yrs	71.8	72.0	75.5	73.9	73.4	76.4	76.9	77.3	75.6	75.9	76.3	69.4	76.3	76.2	78.4	82.4	84.7	84.0	79.7
5	MINNESOTA	FILLMORE	F	70-74 yrs	63.0	60.7	63.9	67.6	72.8	75.1	77.5	80.3	81.4	78.9	80.3	79.8	79.1	82.5	81.6	84.3	88.5	89.5	84.1
5	MINNESOTA	FILLMORE	F	75-79 yrs	67.8	71.3	69.4	71.2	69.2	68.6	69.0	68.5	74.2	74.6	80.7	79.6	82.5	81.2	84.5	89.4	88.1	89.1	84.8
5	MINNESOTA	FILLMORE	F	80-84 yrs	64.1	63.8	62.3	61.0	63.3	68.5	75.3	71.7	71.0	72.9	77.5	71.4	77.5	77.3	82.5	86.1	91.1	86.8	83.0
5	MINNESOTA	FILLMORE	F	85+ yrs	57.8	65.7	69.3	68.8	68.1	69.1	67.7	67.5	66.6	69.0	67.9	68.6	65.5	66.8	65.5	65.1	68.3	69.0	67.3
5	MINNESOTA	FILLMORE	M	00-04 yrs	67.1	65.0	66.1	61.3	63.9	63.4	64.1	62.0	65.5	63.4	68.3	67.5	67.9	63.0	64.2	67.8	65.2	66.8	66.2
5	MINNESOTA	FILLMORE	M	05-09 yrs	62.0	61.2	61.5	64.3	61.4	62.9	62.1	64.9	63.3	67.2	67.9	65.6	64.3	61.0	57.1	58.4	62.9	61.6	56.8
5	MINNESOTA	FILLMORE	M	10-14 yrs	60.9	61.8	58.7	59.1	59.7	61.2	63.5	65.4	68.0	67.3	71.5	68.8	71.6	64.4	60.1	58.1	61.3	60.4	54.1
5	MINNESOTA	FILLMORE	M	15-19 yrs	70.3	67.5	68.3	67.8	71.8	73.3	71.1	69.7	71.0	72.9	78.2	73.9	78.2	79.1	77.9	75.9	76.2	73.4	58.5
5	MINNESOTA	FILLMORE	M	20-24 yrs	74.4	68.7	70.9	73.7	78.9	87.5	84.1	79.4	76.0	77.7	71.7	63.6	69.1	71.3	74.8	83.9	86.1	76.6	63.7
5	MINNESOTA	FILLMORE	M	25-29 yrs	68.5	71.1	67.8	66.9	63.2	68.2	62.3	62.2	70.9	73.7	81.2	73.5	68.9	64.9	65.6	68.6	70.6	63.7	48.6
5	MINNESOTA	FILLMORE	M	30-34 yrs	66.8	63.3	64.2	62.6	65.9	65.0	67.9	67.0	66.2	69.5	74.2	72.7	70.5	72.1	72.3	73.4	78.4	73.5	58.0
5	MINNESOTA	FILLMORE	M	35-39 yrs	64.4	62.6	60.5	60.7	62.3	66.7	69.7	72.0	70.1	72.7	70.7	66.1	68.3	64.6	67.1	74.3	79.7	76.3	65.5
5	MINNESOTA	FILLMORE	M	40-44 yrs	64.7	64.3	64.5	63.2	64.4	65.7	65.9	70.0	70.6	70.5	72.4	71.6	71.0	66.9	67.1	68.0	70.3	67.0	59.7
5	MINNESOTA	FILLMORE	M	45-49 yrs	65.9	65.9	65.3	68.1	66.7	67.1	66.6	69.0	71.1	74.0	71.6	70.2	72.1	65.7	68.0	68.2	75.0	71.7	60.2
5	MINNESOTA	FILLMORE	M	50-54 yrs	65.4	65.0	63.5	65.4	65.6	69.2	66.3	68.8	69.5	72.1	75.5	70.1	71.6	72.6	70.8	71.7	70.9	72.8	61.0
5	MINNESOTA	FILLMORE	M	55-59 yrs	62.9	63.8	66.3	63.8	67.9	66.4	68.4	68.1	69.9	67.5	72.9	69.8	68.8	66.3	74.8	76.6	77.3	75.1	68.0
5	MINNESOTA	FILLMORE	M	60-64 yrs	69.0	64.8	64.3	66.4	65.1	65.3	69.6	70.0	67.7	71.3	71.2	71.3	70.4	73.2	71.5	73.4	74.6	70.2	69.1
5	MINNESOTA	FILLMORE	M	65-69 yrs	70.3	64.9	67.4	67.8	68.8	72.0	69.5	69.2	73.8	71.7	72.8	68.6	73.6	74.6	78.7	75.1	78.2	76.1	68.9
5	MINNESOTA	FILLMORE	M	70-74 yrs	69.2	75.5	75.4	71.8	71.7	72.8	72.8	73.2	75.9	78.0	84.1	76.2	78.0	79.6	79.1	78.4	79.5	79.8	74.9
5	MINNESOTA	FILLMORE	M	75-79 yrs	61.1	63.8	64.3	63.8	67.6	70.3	76.3	77.5	77.6	78.6	80.9	77.7	83.8	83.5	85.5	84.4	87.4	86.2	76.8
5	MINNESOTA	FILLMORE	M	80-84 yrs	72.7	69.9	68.6	67.3	68.9	70.4	70.9	74.7	77.4	79.2	79.9	85.0	81.2	81.7	86.3	92.9	91.6	92.3	89.6
5	MINNESOTA	FILLMORE	M	85+ yrs	69.1	67.9	72.6	75.5	69.8	67.3	68.9	69.1	69.6	67.8	72.2	73.5	76.1	75.4	75.4	81.8	83.4	88.7	84.5

# REP Census Version 2023 Full Summary

Percent coverage of REP Census (v. 2023) versus the US Census Decennial and Intercensal population estimates (Vintage 2023)

Co.	State	County	Sex	Age Group	2005	2006	2007	2008	2009	2010	2011	2012	2013	2014	2015	2016	2017	2018	2019	2020	2021	2022	2023
6	MINNESOTA	WABASHA	F	00-04 yrs	57.1	54.3	55.6	58.7	74.2	84.8	86.8	92.7	92.4	90.2	89.8	89.9	90.3	86.2	87.1	88.9	93.4	93.7	89.9
6	MINNESOTA	WABASHA	F	05-09 yrs	46.6	46.1	47.3	46.7	62.1	78.5	81.4	83.1	85.8	90.8	90.7	89.5	86.5	84.7	81.7	86.5	88.4	88.2	83.8
6	MINNESOTA	WABASHA	F	10-14 yrs	50.5	47.9	49.0	52.5	65.6	77.1	82.9	78.0	85.8	89.4	88.2	83.7	86.4	84.7	82.5	86.5	88.9	89.1	81.9
6	MINNESOTA	WABASHA	F	15-19 yrs	61.8	61.3	60.1	61.6	84.4	91.3	90.9	90.4	96.5	98.5	98.4	103.7	105.5	103.3	99.3	104.6	106.5	103.4	94.8
6	MINNESOTA	WABASHA	F	20-24 yrs	73.6	73.1	79.6	85.6	109.6	122.3	130.5	124.4	120.2	116.6	114.8	104.7	106.9	106.5	105.6	117.3	121.2	111.2	103.7
6	MINNESOTA	WABASHA	F	25-29 yrs	76.1	71.7	68.7	70.9	82.4	89.6	95.5	100.8	102.4	105.6	108.6	105.4	104.8	101.3	98.3	106.3	101.8	99.6	91.2
6	MINNESOTA	WABASHA	F	30-34 yrs	63.0	59.2	61.4	64.7	78.4	85.8	86.6	88.7	94.4	92.0	95.5	95.9	95.6	102.4	105.8	111.9	115.8	113.0	101.8
6	MINNESOTA	WABASHA	F	35-39 yrs	63.2	62.9	59.8	67.0	80.1	85.8	86.2	90.6	93.5	93.5	91.7	90.2	89.0	90.5	96.6	102.4	101.1	102.4	96.6
6	MINNESOTA	WABASHA	F	40-44 yrs	64.8	61.8	60.9	62.6	79.3	79.5	83.5	84.9	92.6	92.5	94.0	91.1	94.1	93.3	94.7	98.3	99.5	98.3	93.6
6	MINNESOTA	WABASHA	F	45-49 yrs	57.2	59.6	57.9	65.7	72.9	83.2	83.5	80.9	86.5	86.9	87.5	86.1	91.4	95.7	96.2	103.8	107.4	98.9	89.8
6	MINNESOTA	WABASHA	F	50-54 yrs	61.1	56.0	56.1	60.0	76.3	83.8	84.7	85.7	89.0	91.4	89.9	90.2	91.0	89.3	93.8	95.4	102.5	100.6	95.1
6	MINNESOTA	WABASHA	F	55-59 yrs	65.1	61.3	60.3	64.7	78.4	82.4	77.6	80.7	86.2	87.5	89.8	90.0	92.8	94.0	100.2	104.1	102.0	99.0	91.8
6	MINNESOTA	WABASHA	F	60-64 yrs	57.2	53.4	53.5	61.8	76.3	84.3	84.3	85.2	88.6	89.5	92.9	86.9	91.8	93.9	94.1	99.5	102.0	101.1	97.4
6	MINNESOTA	WABASHA	F	65-69 yrs	68.1	61.0	60.7	74.3	85.3	92.1	91.6	83.4	87.2	90.6	93.5	91.2	92.2	100.2	101.3	106.7	101.8	105.8	97.2
6	MINNESOTA	WABASHA	F	70-74 yrs	71.8	66.1	68.3	74.4	88.7	92.2	93.8	95.3	98.2	95.6	95.4	98.5	92.6	96.8	98.6	101.8	104.6	104.1	101.7
6	MINNESOTA	WABASHA	F	75-79 yrs	67.3	70.2	67.3	77.2	88.3	92.3	89.0	90.5	97.9	97.8	100.3	98.2	99.3	109.1	103.9	111.0	108.7	102.4	100.9
6	MINNESOTA	WABASHA	F	80-84 yrs	72.7	70.0	63.8	75.8	94.2	92.9	94.9	94.8	89.4	89.8	91.8	91.1	93.9	99.7	100.7	106.4	105.5	105.8	101.7
6	MINNESOTA	WABASHA	F	85+ yrs	57.1	59.6	59.2	75.8	94.0	93.2	87.7	84.2	87.2	88.3	83.5	81.0	81.9	87.1	79.9	76.0	77.3	78.8	80.0
6	MINNESOTA	WABASHA	M	00-04 yrs	60.0	56.8	58.4	63.0	76.7	88.8	88.4	91.8	90.8	91.7	91.2	91.4	89.1	87.9	88.2	91.1	94.5	92.7	89.1
6	MINNESOTA	WABASHA	M	05-09 yrs	55.6	54.9	54.5	59.3	71.2	81.9	83.4	85.2	86.0	92.2	92.0	87.9	84.4	81.7	80.4	81.3	85.1	85.4	82.9
6	MINNESOTA	WABASHA	M	10-14 yrs	50.6	49.7	49.1	52.9	73.1	81.1	88.0	84.2	87.3	87.0	91.5	88.2	89.3	87.2	85.8	82.5	85.7	82.1	75.2
6	MINNESOTA	WABASHA	M	15-19 yrs	53.6	51.4	55.7	59.0	74.5	87.5	89.5	92.0	97.4	96.3	96.7	97.1	100.8	99.7	98.4	102.4	98.6	95.3	82.0
6	MINNESOTA	WABASHA	M	20-24 yrs	63.1	65.3	60.3	63.8	82.2	98.6	101.2	96.1	96.5	103.0	101.0	94.6	91.6	101.4	103.5	111.5	115.0	97.6	76.3
6	MINNESOTA	WABASHA	M	25-29 yrs	58.5	52.5	56.7	60.7	66.4	74.5	83.8	92.4	97.9	90.1	96.9	94.6	89.6	88.4	86.9	95.0	95.9	79.0	64.0
6	MINNESOTA	WABASHA	M	30-34 yrs	56.6	54.8	54.8	59.7	67.9	75.8	75.1	81.3	84.0	86.3	86.6	85.5	86.8	88.4	95.2	98.4	104.0	95.5	76.5
6	MINNESOTA	WABASHA	M	35-39 yrs	47.9	49.6	50.5	55.2	63.6	73.6	76.0	76.0	80.7	85.3	85.5	83.1	87.7	89.9	93.4	93.9	96.3	93.5	74.1
6	MINNESOTA	WABASHA	M	40-44 yrs	51.4	49.0	50.2	49.1	66.5	71.6	75.6	77.7	81.9	83.5	81.2	79.9	76.4	84.7	85.5	92.9	96.8	91.0	77.5
6	MINNESOTA	WABASHA	M	45-49 yrs	56.1	52.8	50.5	57.3	66.0	75.1	76.5	75.0	80.1	83.4	80.9	80.5	80.8	81.8	85.7	86.0	91.3	84.1	73.5
6	MINNESOTA	WABASHA	M	50-54 yrs	52.1	52.9	52.9	56.3	70.8	78.6	79.0	82.7	87.3	84.1	84.8	81.9	81.3	83.9	89.6	93.8	92.6	89.4	79.6
6	MINNESOTA	WABASHA	M	55-59 yrs	54.1	48.1	48.7	56.2	71.2	77.5	81.6	79.1	83.4	87.3	87.8	86.1	88.8	89.6	92.4	92.2	92.1	88.0	81.1
6	MINNESOTA	WABASHA	M	60-64 yrs	61.2	56.7	55.1	58.1	74.0	79.9	79.1	82.7	87.0	86.0	83.7	86.4	87.9	89.2	90.1	95.9	96.7	96.0	89.9
6	MINNESOTA	WABASHA	M	65-69 yrs	65.3	62.9	62.2	71.2	77.5	84.4	85.6	83.1	81.3	87.3	86.6	82.8	85.3	90.7	89.9	90.2	94.8	92.4	87.7
6	MINNESOTA	WABASHA	M	70-74 yrs	69.3	69.3	67.1	75.0	89.0	91.7	90.6	94.8	96.1	91.9	94.9	91.4	89.2	91.7	90.9	97.7	94.6	96.5	92.5
6	MINNESOTA	WABASHA	M	75-79 yrs	73.9	72.4	68.5	71.6	79.9	86.1	91.7	93.4	91.7	99.7	94.8	94.7	95.3	104.4	103.9	110.2	106.3	99.6	96.4
6	MINNESOTA	WABASHA	M	80-84 yrs	67.8	72.9	73.5	79.1	92.2	90.0	91.0	88.5	90.9	92.4	93.8	93.6	98.8	100.4	99.7	110.0	109.8	112.8	110.3
6	MINNESOTA	WABASHA	M	85+ yrs	73.4	68.6	69.4	76.8	87.4	90.6	86.6	86.0	84.6	84.4	81.0	74.4	72.6	78.8	82.7	94.3	89.7	84.2	80.2

# REP Census Version 2023 Full Summary

Percent coverage of REP Census (v. 2023) versus the US Census Decennial and Intercensal population estimates (Vintage 2023)

Co.	State	County	Sex	Age Group	2005	2006	2007	2008	2009	2010	2011	2012	2013	2014	2015	2016	2017	2018	2019	2020	2021	2022	2023
7	MINNESOTA	WINONA	F	00-04 yrs	24.0	23.4	20.8	22.2	25.9	25.0	26.3	30.3	31.9	30.7	30.5	31.7	29.5	28.8	29.3	31.4	31.4	30.5	30.7
7	MINNESOTA	WINONA	F	05-09 yrs	21.7	21.0	23.4	22.3	24.4	25.1	25.1	27.1	27.6	27.1	28.9	28.5	31.2	31.5	29.1	30.4	31.2	30.3	26.0
7	MINNESOTA	WINONA	F	10-14 yrs	21.0	18.8	18.3	21.7	24.2	25.9	26.5	28.2	28.7	29.3	31.5	30.3	30.0	27.8	28.6	31.4	33.0	32.2	28.7
7	MINNESOTA	WINONA	F	15-19 yrs	12.1	11.5	11.1	11.9	13.3	14.3	14.1	14.4	15.3	16.3	16.5	16.5	17.1	17.5	17.9	22.2	19.6	17.3	15.2
7	MINNESOTA	WINONA	F	20-24 yrs	10.1	9.7	9.4	9.6	11.4	11.6	12.3	12.4	13.1	13.2	14.0	13.5	14.3	14.4	14.1	17.8	20.6	14.7	12.2
7	MINNESOTA	WINONA	F	25-29 yrs	29.4	28.9	27.0	26.3	28.2	30.7	31.9	34.4	34.2	34.6	33.4	32.1	32.6	33.6	31.9	38.1	39.2	34.1	29.2
7	MINNESOTA	WINONA	F	30-34 yrs	25.7	23.7	25.1	28.5	31.5	32.3	35.6	37.4	35.4	36.0	34.9	34.5	36.2	37.6	38.3	40.1	38.5	37.5	35.0
7	MINNESOTA	WINONA	F	35-39 yrs	26.8	27.2	26.5	27.3	30.3	33.4	32.1	32.8	36.3	35.9	37.8	37.1	35.9	37.0	35.9	38.3	39.4	35.5	30.9
7	MINNESOTA	WINONA	F	40-44 yrs	23.0	23.0	23.8	25.8	28.3	31.0	34.7	35.0	37.7	37.6	39.0	35.3	36.0	36.7	35.9	38.6	39.2	37.4	32.1
7	MINNESOTA	WINONA	F	45-49 yrs	22.8	23.1	22.1	23.5	27.2	28.6	29.5	31.5	34.2	35.8	36.4	38.2	36.3	35.1	35.4	38.0	38.4	36.1	33.5
7	MINNESOTA	WINONA	F	50-54 yrs	20.4	20.4	19.2	20.8	26.0	29.1	30.5	32.5	34.6	35.4	35.2	34.7	34.8	35.2	35.3	36.7	38.8	35.8	33.5
7	MINNESOTA	WINONA	F	55-59 yrs	23.6	22.6	22.4	24.7	26.5	28.6	28.6	29.9	30.1	32.9	33.6	35.7	36.3	35.2	34.5	35.3	33.8	33.3	33.3
7	MINNESOTA	WINONA	F	60-64 yrs	27.1	25.5	25.3	26.6	30.2	30.1	29.5	29.7	32.0	31.5	33.3	33.6	33.0	31.6	33.5	36.7	36.5	35.1	32.2
7	MINNESOTA	WINONA	F	65-69 yrs	26.3	27.0	26.6	27.1	30.2	31.5	33.6	34.6	34.9	35.7	34.4	35.3	35.3	36.5	35.7	37.7	39.1	37.3	33.2
7	MINNESOTA	WINONA	F	70-74 yrs	25.9	27.7	27.0	27.7	31.1	33.0	34.1	34.6	37.2	37.3	39.0	39.1	38.8	36.8	36.0	36.9	38.5	40.0	39.5
7	MINNESOTA	WINONA	F	75-79 yrs	30.4	28.3	28.1	28.2	29.9	30.7	33.3	35.6	36.0	36.2	37.7	40.0	41.1	39.9	39.1	40.5	40.3	43.1	36.6
7	MINNESOTA	WINONA	F	80-84 yrs	25.8	27.0	23.3	24.8	27.6	28.4	30.5	30.8	31.9	32.0	35.4	36.2	37.2	39.6	37.8	42.1	43.3	42.6	37.0
7	MINNESOTA	WINONA	F	85+ yrs	22.4	20.6	21.8	22.7	23.2	24.5	26.5	27.0	27.4	28.1	27.5	28.7	28.6	27.2	26.6	31.2	30.8	31.4	29.9
7	MINNESOTA	WINONA	M	00-04 yrs	27.3	25.5	25.6	25.1	29.5	31.6	32.1	33.7	31.2	32.7	35.0	31.8	31.1	32.5	32.3	32.7	31.7	32.5	33.2
7	MINNESOTA	WINONA	M	05-09 yrs	22.9	23.7	23.2	24.2	26.3	27.1	28.5	31.8	33.7	31.9	32.2	32.7	31.1	30.5	31.2	31.1	32.7	29.2	27.3
7	MINNESOTA	WINONA	M	10-14 yrs	20.5	19.1	20.2	21.5	24.6	27.4	28.7	31.3	30.7	30.5	31.0	30.6	31.8	31.6	30.9	32.4	33.8	31.0	28.1
7	MINNESOTA	WINONA	M	15-19 yrs	14.3	14.3	13.4	14.3	15.6	16.3	15.7	16.2	18.5	20.0	19.5	19.5	20.0	20.6	19.6	21.7	21.4	21.4	19.8
7	MINNESOTA	WINONA	M	20-24 yrs	9.2	9.5	8.8	9.3	10.5	10.7	11.7	11.7	11.6	11.5	12.6	12.1	12.0	12.8	13.4	15.6	16.2	12.5	9.1
7	MINNESOTA	WINONA	M	25-29 yrs	23.1	22.1	20.6	19.7	21.1	24.1	24.3	25.2	28.0	28.7	24.3	23.1	23.2	21.2	22.5	27.2	28.9	24.2	18.7
7	MINNESOTA	WINONA	M	30-34 yrs	17.9	19.0	18.4	19.7	24.5	26.7	28.7	29.7	31.1	29.0	30.9	30.1	29.7	30.6	28.3	31.7	33.4	28.1	21.9
7	MINNESOTA	WINONA	M	35-39 yrs	24.5	22.9	22.4	21.9	26.0	28.5	27.7	30.0	31.4	31.5	30.3	31.1	30.4	30.1	30.2	33.9	33.2	29.8	24.9
7	MINNESOTA	WINONA	M	40-44 yrs	21.7	21.9	21.6	22.5	26.4	28.9	29.3	30.7	31.9	31.5	31.4	28.4	27.2	28.0	29.5	33.4	34.4	30.2	26.1
7	MINNESOTA	WINONA	M	45-49 yrs	22.3	21.6	21.9	22.2	26.7	28.4	30.7	31.0	29.4	29.2	30.8	32.2	32.9	31.1	29.7	31.2	31.0	28.2	25.6
7	MINNESOTA	WINONA	M	50-54 yrs	20.9	21.9	20.1	21.7	24.4	26.9	27.6	30.7	31.7	33.8	34.1	33.1	32.2	30.7	30.1	31.8	33.3	31.6	27.5
7	MINNESOTA	WINONA	M	55-59 yrs	21.3	21.4	22.0	24.4	25.9	27.4	26.5	27.5	31.3	30.5	30.5	31.1	32.0	33.3	32.7	33.3	33.2	31.0	27.7
7	MINNESOTA	WINONA	M	60-64 yrs	26.7	26.1	23.8	25.1	28.0	30.0	31.4	29.6	29.5	30.7	32.6	29.9	30.9	30.9	30.6	30.3	31.9	31.8	28.4
7	MINNESOTA	WINONA	M	65-69 yrs	26.2	26.3	28.0	28.1	31.0	33.7	35.2	35.9	33.7	34.4	35.0	35.6	34.8	36.7	35.5	38.1	36.3	35.7	30.9
7	MINNESOTA	WINONA	M	70-74 yrs	31.7	33.4	32.4	35.5	34.4	34.4	35.7	37.5	39.0	39.9	40.0	40.0	38.8	37.2	38.6	37.6	39.6	39.4	37.1
7	MINNESOTA	WINONA	M	75-79 yrs	32.9	32.6	31.6	32.1	32.4	34.1	35.7	40.2	42.9	44.1	44.0	40.8	40.2	38.5	40.2	42.6	40.5	40.2	37.0
7	MINNESOTA	WINONA	M	80-84 yrs	33.6	33.2	31.7	34.7	36.6	36.0	36.2	36.9	41.1	41.1	43.2	42.0	43.1	44.0	42.4	45.8	47.4	42.8	40.2
7	MINNESOTA	WINONA	M	85+ yrs	25.5	26.0	27.8	28.5	29.8	31.5	34.1	34.1	33.9	33.5	36.7	36.1	36.6	36.5	41.7	51.1	51.7	54.8	51.1

# REP Census Version 2023 Full Summary

Percent coverage of REP Census (v. 2023) versus the US Census Decennial and Intercensal population estimates (Vintage 2023)

Co.	State	County	Sex	Age Group	2005	2006	2007	2008	2009	2010	2011	2012	2013	2014	2015	2016	2017	2018	2019	2020	2021	2022	2023
8	MINNESOTA	HOUSTON	F	00-04 yrs	3.4	3.3	2.5	9.8	48.3	49.8	50.1	50.7	49.5	49.2	47.5	40.6	41.4	38.5	35.0	37.7	36.2	35.6	36.7
8	MINNESOTA	HOUSTON	F	05-09 yrs	4.0	3.7	4.1	8.2	39.3	44.9	47.5	47.9	47.3	48.1	46.3	46.9	45.6	43.7	39.8	42.4	42.1	34.7	28.4
8	MINNESOTA	HOUSTON	F	10-14 yrs	2.6	3.3	4.0	10.0	37.9	47.8	47.0	43.6	47.2	47.0	43.9	44.5	42.7	44.2	42.1	41.4	40.9	40.0	35.0
8	MINNESOTA	HOUSTON	F	15-19 yrs	5.1	3.7	3.7	17.2	45.4	54.4	55.6	57.6	61.0	65.6	62.1	57.7	56.5	55.2	52.8	53.5	56.0	50.9	43.5
8	MINNESOTA	HOUSTON	F	20-24 yrs	8.9	7.0	7.7	26.7	68.3	87.5	95.4	84.7	78.9	71.9	66.9	61.8	64.6	63.2	59.7	65.9	62.4	54.0	50.5
8	MINNESOTA	HOUSTON	F	25-29 yrs	5.4	6.9	7.2	22.4	49.6	56.4	56.8	64.0	67.2	71.1	62.6	64.4	63.0	54.8	47.2	51.4	53.3	47.7	37.5
8	MINNESOTA	HOUSTON	F	30-34 yrs	4.6	4.1	5.6	18.6	41.1	52.4	54.3	55.9	59.3	55.8	54.4	54.0	53.8	54.0	51.2	52.8	51.0	43.5	35.0
8	MINNESOTA	HOUSTON	F	35-39 yrs	4.5	6.0	6.6	18.3	43.0	48.2	49.7	51.3	48.6	47.7	48.6	50.6	51.4	50.8	50.9	48.2	48.4	45.7	38.4
8	MINNESOTA	HOUSTON	F	40-44 yrs	5.7	5.2	6.2	20.2	41.8	50.1	51.2	51.2	50.9	47.8	45.2	46.6	48.7	48.7	46.0	44.0	48.5	42.1	37.0
8	MINNESOTA	HOUSTON	F	45-49 yrs	5.0	5.8	6.2	18.2	41.0	48.2	48.6	51.2	48.6	49.2	50.3	50.4	46.9	48.0	44.4	47.1	48.0	42.2	40.0
8	MINNESOTA	HOUSTON	F	50-54 yrs	7.3	6.2	5.0	18.5	43.9	49.0	48.9	48.1	47.4	46.5	50.7	51.8	52.9	52.9	54.6	54.3	51.3	44.7	38.0
8	MINNESOTA	HOUSTON	F	55-59 yrs	5.8	6.9	5.7	21.9	43.9	49.1	50.7	53.4	53.9	50.6	48.8	48.4	45.5	47.5	47.0	49.4	52.1	52.0	44.2
8	MINNESOTA	HOUSTON	F	60-64 yrs	8.8	9.4	10.8	24.3	42.9	45.6	49.8	49.4	51.1	52.9	51.9	52.6	57.0	55.5	50.9	50.1	48.3	42.3	40.1
8	MINNESOTA	HOUSTON	F	65-69 yrs	8.4	9.2	8.6	27.4	51.8	55.7	53.7	56.0	53.5	50.9	50.4	51.3	51.1	52.0	51.9	52.7	54.1	54.3	48.1
8	MINNESOTA	HOUSTON	F	70-74 yrs	10.2	11.6	9.5	27.3	45.2	56.3	61.0	60.3	55.7	60.6	55.5	52.6	56.7	55.4	51.7	52.9	54.0	51.6	49.7
8	MINNESOTA	HOUSTON	F	75-79 yrs	10.6	8.5	11.0	30.9	46.8	49.3	49.9	51.6	55.9	55.1	63.2	60.9	57.7	58.4	61.0	60.9	60.3	58.7	53.1
8	MINNESOTA	HOUSTON	F	80-84 yrs	10.7	10.5	7.9	35.0	49.8	52.3	51.9	56.2	53.0	47.8	46.6	49.2	49.4	55.9	55.6	64.0	62.4	61.2	56.3
8	MINNESOTA	HOUSTON	F	85+ yrs	6.0	6.9	6.9	31.6	54.9	58.2	52.7	51.1	52.9	50.0	51.1	49.2	46.7	43.1	40.7	48.6	51.6	52.4	48.6
8	MINNESOTA	HOUSTON	M	00-04 yrs	3.3	3.9	4.6	10.3	41.2	43.4	49.6	50.5	52.4	50.2	46.7	45.0	38.2	35.1	32.8	32.3	31.7	34.5	34.4
8	MINNESOTA	HOUSTON	M	05-09 yrs	2.7	2.7	2.8	9.9	35.3	43.6	42.8	46.2	47.9	47.7	46.6	47.1	46.0	46.9	43.4	41.5	38.2	35.3	28.3
8	MINNESOTA	HOUSTON	M	10-14 yrs	2.7	2.7	3.2	9.0	35.9	41.8	44.6	47.2	44.8	41.1	42.9	42.6	42.5	41.9	39.4	38.7	40.3	37.7	34.0
8	MINNESOTA	HOUSTON	M	15-19 yrs	3.9	4.9	5.6	12.5	41.5	52.2	51.9	51.6	53.9	54.7	51.7	49.7	51.4	47.5	43.2	43.1	45.5	39.4	36.3
8	MINNESOTA	HOUSTON	M	20-24 yrs	6.2	8.1	8.7	18.3	51.5	72.4	78.7	77.7	71.0	65.1	58.2	59.1	53.6	58.8	56.4	55.2	56.5	49.4	33.6
8	MINNESOTA	HOUSTON	M	25-29 yrs	5.9	3.8	4.1	16.2	43.5	55.3	61.7	63.5	65.8	64.7	63.1	58.3	55.0	49.0	48.7	50.9	47.6	40.1	28.9
8	MINNESOTA	HOUSTON	M	30-34 yrs	4.7	4.3	6.0	15.0	34.0	47.1	49.1	52.0	53.1	54.0	54.1	50.6	49.8	54.1	50.1	52.5	55.9	46.5	33.5
8	MINNESOTA	HOUSTON	M	35-39 yrs	5.0	4.0	3.5	11.2	33.5	41.4	50.5	49.1	50.4	50.0	48.5	46.5	47.2	44.9	47.4	46.7	47.7	41.0	34.2
8	MINNESOTA	HOUSTON	M	40-44 yrs	5.8	5.7	7.4	15.2	40.4	50.1	49.5	51.3	46.6	45.2	46.6	44.7	45.6	45.1	44.0	47.0	45.4	42.2	32.4
8	MINNESOTA	HOUSTON	M	45-49 yrs	5.2	5.1	5.4	14.9	39.9	47.6	52.9	52.1	53.4	51.0	49.1	50.8	48.2	48.6	44.6	42.8	43.5	38.2	32.4
8	MINNESOTA	HOUSTON	M	50-54 yrs	6.4	7.0	7.6	14.9	36.7	45.0	48.0	50.4	50.5	51.7	51.0	51.2	48.1	49.5	45.7	46.6	47.7	40.9	34.7
8	MINNESOTA	HOUSTON	M	55-59 yrs	6.5	6.3	7.7	19.8	38.9	45.3	46.7	49.0	47.8	48.2	46.8	46.3	45.7	46.5	49.2	47.0	47.1	42.9	39.6
8	MINNESOTA	HOUSTON	M	60-64 yrs	10.4	10.9	10.7	21.8	41.7	46.1	45.5	46.8	50.4	49.7	49.4	49.2	48.2	49.2	49.9	47.4	49.1	44.7	39.5
8	MINNESOTA	HOUSTON	M	65-69 yrs	14.7	12.6	14.6	33.6	50.1	55.6	53.0	53.1	47.7	47.2	48.1	47.4	47.9	52.2	50.9	50.8	50.8	49.1	43.5
8	MINNESOTA	HOUSTON	M	70-74 yrs	11.7	12.2	14.2	28.9	52.5	55.5	60.1	58.1	61.9	59.5	56.8	53.6	51.9	50.2	51.8	51.6	48.6	50.5	50.3
8	MINNESOTA	HOUSTON	M	75-79 yrs	14.3	15.9	14.8	31.1	47.0	53.0	50.7	49.8	54.0	58.6	55.9	59.9	56.6	59.8	60.8	57.9	55.3	54.5	47.9
8	MINNESOTA	HOUSTON	M	80-84 yrs	12.7	18.3	17.9	39.9	47.3	48.2	50.5	50.7	50.0	46.3	46.5	45.9	48.3	54.7	55.3	53.7	55.7	49.5	50.6
8	MINNESOTA	HOUSTON	M	85+ yrs	7.7	5.8	10.8	27.1	48.6	55.0	53.5	53.8	50.4	48.9	44.8	43.7	44.4	42.1	38.1	42.6	39.6	41.5	36.6

# REP Census Version 2023 Full Summary

Percent coverage of REP Census (v. 2023) versus the US Census Decennial and Intercensal population estimates (Vintage 2023)

Co.	State	County	Sex	Age Group	2005	2006	2007	2008	2009	2010	2011	2012	2013	2014	2015	2016	2017	2018	2019	2020	2021	2022	2023
9	MINNESOTA	FREEBORN	F	00-04 yrs	9.8	10.0	12.1	15.0	27.4	59.5	103.0	105.5	103.9	102.8	105.4	104.4	102.1	103.1	101.4	95.5	98.9	97.9	89.2
9	MINNESOTA	FREEBORN	F	05-09 yrs	8.9	10.1	10.2	13.5	20.6	63.6	83.3	92.6	93.7	96.6	98.2	100.4	99.6	96.6	96.3	94.5	94.9	91.3	85.5
9	MINNESOTA	FREEBORN	F	10-14 yrs	10.4	9.6	9.9	14.7	25.1	66.6	84.2	90.6	91.7	93.1	92.3	96.0	95.5	96.1	95.8	94.0	95.2	96.3	85.7
9	MINNESOTA	FREEBORN	F	15-19 yrs	15.4	13.5	14.8	23.1	39.4	80.6	96.3	101.7	103.6	105.8	106.5	107.6	103.1	102.3	104.3	101.6	100.0	100.3	90.9
9	MINNESOTA	FREEBORN	F	20-24 yrs	18.5	17.9	19.8	32.4	54.1	108.6	130.7	130.2	130.8	120.6	116.9	116.1	112.9	108.6	108.8	107.4	108.0	104.7	99.6
9	MINNESOTA	FREEBORN	F	25-29 yrs	20.6	20.9	20.5	31.7	50.4	89.3	108.4	110.1	112.7	120.9	120.5	116.1	116.3	110.7	102.0	96.7	95.7	93.2	85.3
9	MINNESOTA	FREEBORN	F	30-34 yrs	18.1	20.8	21.8	30.7	52.1	89.3	101.5	102.8	103.5	100.5	98.8	105.0	102.2	99.8	103.1	103.5	104.6	100.8	92.7
9	MINNESOTA	FREEBORN	F	35-39 yrs	18.7	19.5	23.3	36.5	52.3	89.0	97.5	97.5	98.5	100.9	99.4	101.5	96.7	92.3	93.9	95.3	98.1	93.0	82.2
9	MINNESOTA	FREEBORN	F	40-44 yrs	17.6	18.3	19.3	28.4	51.1	81.9	92.1	98.7	102.5	99.6	99.1	99.6	100.0	97.3	96.1	95.8	95.5	93.1	86.3
9	MINNESOTA	FREEBORN	F	45-49 yrs	21.6	20.4	23.6	33.0	50.6	80.4	90.7	92.1	92.9	96.3	97.3	98.5	96.5	93.4	92.9	95.4	96.1	94.3	85.6
9	MINNESOTA	FREEBORN	F	50-54 yrs	27.5	25.5	23.7	31.8	51.6	80.7	89.7	96.3	97.1	97.1	96.9	96.7	93.3	89.8	93.7	93.4	95.0	93.7	87.1
9	MINNESOTA	FREEBORN	F	55-59 yrs	31.4	30.3	31.1	41.0	58.2	86.0	93.0	95.2	95.6	93.8	92.5	95.1	94.8	91.7	91.9	91.2	91.8	88.2	83.0
9	MINNESOTA	FREEBORN	F	60-64 yrs	36.2	33.4	33.8	42.3	62.7	88.1	94.3	96.9	98.3	98.8	98.8	94.8	94.5	91.8	92.2	90.0	91.8	90.0	83.7
9	MINNESOTA	FREEBORN	F	65-69 yrs	41.3	43.9	42.7	47.6	64.8	90.0	90.4	94.7	97.5	97.5	100.0	102.8	101.5	97.6	95.7	95.2	94.3	92.6	86.0
9	MINNESOTA	FREEBORN	F	70-74 yrs	51.3	49.8	48.6	54.2	71.4	90.6	98.0	99.6	95.7	96.5	96.8	94.6	96.0	94.5	94.2	96.2	96.3	95.7	94.8
9	MINNESOTA	FREEBORN	F	75-79 yrs	51.5	51.8	54.1	61.8	77.6	94.7	97.6	98.4	99.6	101.0	96.9	99.0	100.6	97.6	96.0	97.6	96.0	92.7	88.6
9	MINNESOTA	FREEBORN	F	80-84 yrs	55.0	48.9	50.9	55.0	75.4	94.5	97.2	99.2	98.2	98.7	100.8	101.0	98.7	99.3	97.3	101.1	104.5	103.2	100.0
9	MINNESOTA	FREEBORN	F	85+ yrs	42.3	47.6	48.7	52.5	67.3	90.7	96.6	96.4	96.8	95.9	95.8	94.7	95.3	90.3	92.2	106.0	103.4	106.4	105.9
9	MINNESOTA	FREEBORN	M	00-04 yrs	13.6	13.3	15.7	19.4	29.4	61.6	103.2	103.4	103.4	104.7	106.6	102.8	101.7	99.8	102.2	95.0	97.8	95.1	86.6
9	MINNESOTA	FREEBORN	M	05-09 yrs	11.8	11.4	13.3	19.9	28.0	65.4	86.0	94.1	98.0	98.3	96.5	100.5	99.2	100.3	100.8	96.9	99.3	97.5	88.3
9	MINNESOTA	FREEBORN	M	10-14 yrs	11.1	10.9	10.2	14.1	28.1	66.6	87.1	95.3	95.8	97.1	97.3	100.2	97.6	97.1	96.8	93.9	95.1	91.9	85.7
9	MINNESOTA	FREEBORN	M	15-19 yrs	11.7	12.7	11.5	17.4	30.6	63.2	89.6	98.7	97.4	94.1	96.2	97.1	98.3	98.6	101.8	98.1	98.0	92.2	82.2
9	MINNESOTA	FREEBORN	M	20-24 yrs	12.2	12.8	13.6	22.3	35.2	73.6	98.1	101.9	105.5	100.9	93.2	94.5	93.9	100.7	101.4	104.4	106.6	93.2	75.3
9	MINNESOTA	FREEBORN	M	25-29 yrs	11.7	9.9	9.7	19.7	32.9	62.8	82.3	89.7	95.6	97.5	93.4	93.8	87.4	88.7	89.5	88.1	89.9	87.3	67.0
9	MINNESOTA	FREEBORN	M	30-34 yrs	13.2	11.8	12.8	20.8	37.5	67.3	83.4	89.0	89.6	90.4	88.7	88.9	89.4	91.5	98.7	101.1	102.8	90.1	69.0
9	MINNESOTA	FREEBORN	M	35-39 yrs	13.3	13.6	16.0	21.5	36.9	65.4	79.3	86.4	89.3	87.5	86.7	88.0	83.6	86.3	87.2	88.6	92.0	84.8	69.6
9	MINNESOTA	FREEBORN	M	40-44 yrs	15.0	14.9	14.4	21.0	35.9	67.5	79.9	89.0	89.5	88.5	88.5	87.4	87.8	85.8	87.9	86.4	87.0	85.4	68.6
9	MINNESOTA	FREEBORN	M	45-49 yrs	19.6	18.8	19.7	25.8	40.2	69.6	79.6	85.8	87.6	89.3	90.3	88.8	91.8	90.4	89.0	88.9	87.3	81.6	68.5
9	MINNESOTA	FREEBORN	M	50-54 yrs	22.4	21.7	23.5	31.0	43.4	70.7	80.4	87.3	90.0	89.6	86.9	88.1	86.2	83.8	88.6	88.7	90.3	88.2	73.8
9	MINNESOTA	FREEBORN	M	55-59 yrs	28.0	27.4	27.5	36.2	48.8	75.5	85.4	88.7	92.1	88.8	88.5	88.0	87.7	86.3	87.7	84.4	84.1	79.9	72.1
9	MINNESOTA	FREEBORN	M	60-64 yrs	35.7	34.5	34.4	42.2	56.8	77.5	85.9	91.5	92.1	94.9	94.2	93.3	89.6	87.7	83.6	84.2	84.4	80.9	73.7
9	MINNESOTA	FREEBORN	M	65-69 yrs	48.4	46.8	45.9	56.4	70.4	89.0	91.3	93.6	92.2	94.4	92.5	91.0	91.1	91.0	93.4	87.9	88.7	83.6	74.6
9	MINNESOTA	FREEBORN	M	70-74 yrs	49.3	52.6	53.2	58.7	72.4	89.7	93.3	95.4	98.6	96.8	94.7	93.7	94.2	89.3	87.5	87.7	91.1	94.2	87.2
9	MINNESOTA	FREEBORN	M	75-79 yrs	57.9	55.5	55.1	64.4	76.8	90.2	95.3	97.2	95.9	97.8	100.4	98.9	100.6	98.3	95.1	95.1	96.9	92.2	86.8
9	MINNESOTA	FREEBORN	M	80-84 yrs	65.6	69.8	70.5	76.9	83.9	94.6	98.7	96.6	96.2	97.2	93.2	92.7	93.2	92.9	92.3	98.5	91.9	95.9	97.3
9	MINNESOTA	FREEBORN	M	85+ yrs	53.0	58.1	55.0	60.5	76.8	90.8	96.8	96.8	97.3	97.2	99.0	95.0	91.8	89.5	87.1	94.9	95.7	95.8	95.1

# REP Census Version 2023 Full Summary

Percent coverage of REP Census (v. 2023) versus the US Census Decennial and Intercensal population estimates (Vintage 2023)

Co.	State	County	Sex	Age Group	2005	2006	2007	2008	2009	2010	2011	2012	2013	2014	2015	2016	2017	2018	2019	2020	2021	2022	2023
10	MINNESOTA	STEELE	F	00-04 yrs	11.9	11.3	10.1	17.1	57.4	91.2	96.6	98.8	99.5	99.4	98.5	102.8	99.7	98.4	98.6	93.0	91.5	90.9	84.9
10	MINNESOTA	STEELE	F	05-09 yrs	8.1	8.8	9.0	15.9	43.1	82.1	90.5	95.5	99.8	99.9	95.2	95.2	94.2	93.2	93.4	93.9	90.1	90.6	79.4
10	MINNESOTA	STEELE	F	10-14 yrs	9.6	9.0	9.0	18.4	45.5	78.3	86.5	88.0	93.3	90.6	94.6	96.1	96.3	96.5	94.8	89.5	88.0	86.3	81.4
10	MINNESOTA	STEELE	F	15-19 yrs	15.5	14.9	14.5	29.5	63.3	92.8	98.9	101.5	101.3	103.5	103.9	104.5	104.9	106.5	106.5	105.0	104.0	100.0	92.7
10	MINNESOTA	STEELE	F	20-24 yrs	22.6	23.2	22.9	41.9	84.4	120.2	135.5	134.1	120.6	117.8	111.2	115.1	115.6	116.6	117.2	116.9	119.1	112.0	96.4
10	MINNESOTA	STEELE	F	25-29 yrs	24.4	24.0	24.1	40.3	74.5	98.1	99.5	106.5	112.5	111.1	114.4	116.6	113.6	106.3	104.4	107.0	102.7	101.6	86.2
10	MINNESOTA	STEELE	F	30-34 yrs	20.5	20.8	23.1	32.7	66.8	94.7	103.8	103.7	104.0	104.6	103.7	104.2	101.1	106.7	108.0	107.4	106.0	102.8	91.5
10	MINNESOTA	STEELE	F	35-39 yrs	19.5	19.7	20.0	30.8	66.5	87.7	93.6	99.3	101.4	99.4	99.8	102.2	104.5	101.0	98.2	98.9	102.5	96.4	90.4
10	MINNESOTA	STEELE	F	40-44 yrs	22.4	20.4	21.2	30.2	61.1	86.8	94.3	97.3	96.5	98.0	96.6	93.7	96.9	99.4	99.6	100.5	99.8	100.4	90.3
10	MINNESOTA	STEELE	F	45-49 yrs	25.6	25.1	23.4	31.9	64.9	87.4	91.9	97.6	98.3	93.8	94.4	97.3	97.6	95.8	96.9	96.4	98.4	95.1	88.5
10	MINNESOTA	STEELE	F	50-54 yrs	25.6	25.5	26.7	38.5	68.0	84.3	92.6	94.3	94.3	94.9	96.1	97.6	99.9	98.7	97.4	99.1	101.2	99.3	90.3
10	MINNESOTA	STEELE	F	55-59 yrs	30.3	30.6	31.5	39.7	66.3	89.2	91.2	94.7	95.9	97.0	93.3	95.3	95.8	97.6	97.4	97.6	98.1	96.6	90.2
10	MINNESOTA	STEELE	F	60-64 yrs	37.2	36.7	35.4	44.2	74.4	89.5	92.6	94.8	95.6	97.2	98.9	94.9	97.5	97.0	97.8	95.7	100.7	97.1	92.1
10	MINNESOTA	STEELE	F	65-69 yrs	41.9	44.7	46.9	57.4	81.6	91.3	92.5	95.1	98.5	96.9	98.0	99.9	100.6	100.2	98.1	100.2	100.5	101.5	95.4
10	MINNESOTA	STEELE	F	70-74 yrs	48.8	47.3	46.8	58.4	82.6	91.6	96.2	95.9	96.9	99.3	96.6	96.9	96.6	100.3	99.1	101.6	102.0	100.3	95.2
10	MINNESOTA	STEELE	F	75-79 yrs	54.7	53.4	55.0	62.1	86.7	96.6	96.4	95.3	96.7	97.2	96.2	97.7	97.9	97.4	101.5	100.2	101.6	101.4	98.1
10	MINNESOTA	STEELE	F	80-84 yrs	51.7	58.2	55.1	65.6	87.7	93.8	90.9	94.0	93.5	93.2	96.1	93.4	94.2	94.2	96.3	96.3	96.9	98.6	98.2
10	MINNESOTA	STEELE	F	85+ yrs	39.5	40.5	44.5	58.7	86.7	91.3	95.1	94.0	92.8	90.3	88.7	91.0	88.9	88.8	88.9	93.8	89.0	88.4	89.3
10	MINNESOTA	STEELE	M	00-04 yrs	13.5	12.5	15.3	23.1	62.6	95.9	100.7	103.9	104.6	101.9	100.9	104.6	101.4	103.3	102.4	97.0	96.0	92.5	81.0
10	MINNESOTA	STEELE	M	05-09 yrs	11.0	10.9	10.6	20.4	48.7	80.0	92.8	98.7	97.6	99.2	102.0	98.2	99.6	95.0	95.5	94.1	93.5	89.7	84.9
10	MINNESOTA	STEELE	M	10-14 yrs	9.6	9.4	11.0	19.0	44.2	77.9	89.2	94.8	98.3	97.8	95.8	96.5	97.1	96.9	95.3	90.0	88.7	88.1	79.9
10	MINNESOTA	STEELE	M	15-19 yrs	14.4	14.0	13.6	22.3	50.8	79.8	87.8	96.9	95.6	97.2	97.2	97.5	97.9	99.2	103.2	101.4	100.4	93.4	78.6
10	MINNESOTA	STEELE	M	20-24 yrs	12.3	12.9	13.5	24.9	58.3	97.9	113.5	112.6	107.0	100.8	97.0	95.9	95.2	91.7	97.9	104.6	105.7	93.3	73.6
10	MINNESOTA	STEELE	M	25-29 yrs	11.6	11.5	14.4	25.1	44.9	76.8	91.2	93.8	95.9	96.7	100.7	94.7	87.3	87.0	86.7	94.5	93.3	84.5	65.3
10	MINNESOTA	STEELE	M	30-34 yrs	16.0	14.8	15.2	25.7	49.1	80.3	86.7	91.9	93.2	92.8	91.3	92.8	91.3	89.0	91.0	96.6	98.1	90.7	69.6
10	MINNESOTA	STEELE	M	35-39 yrs	15.7	15.3	16.5	25.7	52.1	78.9	90.5	93.1	99.2	95.9	95.3	91.6	89.9	88.8	88.8	90.7	93.0	85.3	72.1
10	MINNESOTA	STEELE	M	40-44 yrs	16.8	17.7	18.4	28.0	53.9	79.4	85.0	87.8	90.1	90.3	91.7	90.7	93.5	94.1	94.2	91.6	91.9	86.2	69.2
10	MINNESOTA	STEELE	M	45-49 yrs	22.5	20.8	22.4	31.2	53.7	76.6	84.9	90.5	92.6	92.0	91.5	89.3	89.8	92.1	92.2	92.9	96.3	91.6	76.7
10	MINNESOTA	STEELE	M	50-54 yrs	27.3	26.8	25.6	33.5	57.6	79.5	86.3	89.0	88.7	89.0	90.1	92.5	93.4	92.0	92.4	90.2	90.2	87.5	80.5
10	MINNESOTA	STEELE	M	55-59 yrs	28.3	29.7	32.1	41.3	64.7	83.3	87.4	91.5	90.9	91.3	90.8	91.7	92.3	94.0	91.3	90.2	93.6	89.3	77.1
10	MINNESOTA	STEELE	M	60-64 yrs	36.5	39.0	40.0	49.3	70.2	84.1	87.9	89.3	90.9	91.4	90.2	92.4	94.5	94.3	95.9	94.5	95.9	89.9	82.5
10	MINNESOTA	STEELE	M	65-69 yrs	45.2	47.1	47.1	56.7	79.0	91.3	91.3	96.0	94.6	95.4	95.8	91.8	91.7	92.4	93.2	93.2	95.0	96.4	92.5
10	MINNESOTA	STEELE	M	70-74 yrs	52.9	54.1	54.8	64.2	81.0	90.5	94.8	93.2	96.9	95.1	94.5	95.6	95.3	97.6	96.3	95.7	95.6	93.9	89.1
10	MINNESOTA	STEELE	M	75-79 yrs	64.0	62.5	62.4	72.5	96.1	97.5	96.1	96.7	96.8	98.5	95.2	95.9	95.7	98.5	99.0	100.0	100.9	97.7	95.7
10	MINNESOTA	STEELE	M	80-84 yrs	59.6	64.4	65.3	71.9	89.8	98.7	97.8	98.1	97.5	96.8	98.4	96.0	95.4	93.1	94.7	97.3	96.3	98.5	99.3
10	MINNESOTA	STEELE	M	85+ yrs	56.2	59.0	60.7	70.7	85.1	87.6	91.0	88.0	88.5	88.0	84.2	86.3	86.2	83.5	80.0	87.0	85.6	85.5	82.5

# REP Census Version 2023 Full Summary

Percent coverage of REP Census (v. 2023) versus the US Census Decennial and Intercensal population estimates (Vintage 2023)

Co.	State	County	Sex	Age Group	2005	2006	2007	2008	2009	2010	2011	2012	2013	2014	2015	2016	2017	2018	2019	2020	2021	2022	2023
11	MINNESOTA	RICE	F	00-04 yrs	3.8	3.5	4.2	5.2	9.1	13.3	23.6	30.8	30.4	31.8	29.3	28.7	27.6	25.6	23.8	27.2	25.8	23.5	18.6
11	MINNESOTA	RICE	F	05-09 yrs	2.3	2.7	2.6	4.6	7.2	10.9	19.7	24.0	26.8	28.4	30.7	29.1	27.6	25.5	23.6	28.3	30.2	23.5	19.1
11	MINNESOTA	RICE	F	10-14 yrs	3.3	3.1	2.7	4.4	8.2	11.3	17.7	23.7	27.8	25.6	25.6	26.8	24.6	23.5	24.7	31.5	29.9	23.4	19.5
11	MINNESOTA	RICE	F	15-19 yrs	3.8	4.0	4.0	5.0	8.6	11.3	14.8	17.9	19.1	18.9	20.0	20.1	20.1	19.4	20.2	27.5	26.5	20.5	15.5
11	MINNESOTA	RICE	F	20-24 yrs	4.4	4.6	4.3	6.1	9.6	14.0	18.5	21.2	21.1	20.1	20.5	18.7	18.8	19.1	20.4	27.4	27.7	20.8	16.4
11	MINNESOTA	RICE	F	25-29 yrs	8.4	8.0	9.5	11.7	17.8	23.0	34.8	40.9	43.2	45.0	47.5	44.9	41.1	37.9	34.5	41.3	42.3	34.2	27.8
11	MINNESOTA	RICE	F	30-34 yrs	8.8	9.4	9.1	12.7	18.0	22.9	30.8	38.0	40.2	42.4	39.2	38.0	40.3	39.2	39.9	45.7	45.6	37.2	29.6
11	MINNESOTA	RICE	F	35-39 yrs	10.4	7.9	8.7	11.6	20.2	23.5	31.4	35.3	37.2	37.1	38.7	35.8	35.4	34.9	36.0	42.0	42.3	36.0	29.2
11	MINNESOTA	RICE	F	40-44 yrs	14.9	10.6	8.8	13.1	21.4	24.7	27.1	32.9	34.2	35.1	36.4	36.3	33.7	32.2	34.4	41.7	41.8	34.9	28.1
11	MINNESOTA	RICE	F	45-49 yrs	16.0	9.9	8.9	13.5	20.8	23.4	27.3	29.1	32.5	33.1	32.2	31.6	31.5	31.1	33.1	40.3	43.4	35.1	27.4
11	MINNESOTA	RICE	F	50-54 yrs	16.9	12.0	11.4	15.8	23.1	25.4	28.4	31.9	34.6	33.3	33.2	33.6	31.4	31.7	31.3	39.2	38.3	32.6	26.7
11	MINNESOTA	RICE	F	55-59 yrs	19.8	13.7	12.3	17.3	23.6	26.1	29.3	32.1	33.4	34.9	33.4	33.2	32.0	30.1	29.3	35.8	37.7	31.4	27.1
11	MINNESOTA	RICE	F	60-64 yrs	21.7	16.4	15.9	21.6	28.0	31.2	33.6	33.0	33.8	33.7	34.5	34.0	34.6	33.1	32.4	36.4	37.8	30.8	25.7
11	MINNESOTA	RICE	F	65-69 yrs	28.8	20.6	19.2	24.0	29.3	31.8	35.5	39.0	41.7	41.4	38.8	37.3	35.3	33.7	32.9	36.8	36.5	35.8	31.2
11	MINNESOTA	RICE	F	70-74 yrs	29.0	26.1	26.7	32.8	35.5	40.5	41.6	42.6	42.6	41.1	42.5	41.8	42.3	41.3	38.8	41.6	42.6	36.8	33.4
11	MINNESOTA	RICE	F	75-79 yrs	30.5	28.8	27.5	30.4	39.7	38.2	45.1	48.2	47.1	49.2	49.2	47.8	43.3	41.5	41.9	45.4	47.7	46.5	38.5
11	MINNESOTA	RICE	F	80-84 yrs	27.0	24.3	21.1	24.0	30.6	35.4	38.6	42.8	43.1	45.4	44.5	45.2	46.0	43.3	38.8	43.9	46.0	48.2	41.2
11	MINNESOTA	RICE	F	85+ yrs	17.8	17.0	17.5	19.9	24.6	26.7	30.9	32.8	32.9	34.4	39.0	39.5	39.1	35.6	32.0	34.9	39.4	42.3	37.2
11	MINNESOTA	RICE	M	00-04 yrs	3.3	4.0	4.5	6.2	11.5	14.9	23.9	29.5	31.4	32.3	33.3	30.8	29.3	28.2	25.4	27.1	25.8	23.0	19.1
11	MINNESOTA	RICE	M	05-09 yrs	3.1	3.2	3.4	5.4	8.2	12.2	20.3	24.8	28.7	28.7	30.4	28.9	28.2	26.7	25.4	31.2	32.2	24.9	19.0
11	MINNESOTA	RICE	M	10-14 yrs	3.4	3.0	3.6	5.3	8.7	11.9	17.4	22.3	24.6	27.5	27.7	28.3	27.2	26.3	25.5	29.1	29.8	23.0	18.3
11	MINNESOTA	RICE	M	15-19 yrs	3.9	3.9	3.7	5.5	8.1	10.1	13.6	17.1	18.3	18.3	19.4	19.0	18.3	18.4	19.6	25.5	25.5	18.8	15.3
11	MINNESOTA	RICE	M	20-24 yrs	2.6	2.5	2.8	4.1	6.4	8.8	11.1	12.9	13.7	13.5	12.9	11.0	11.7	12.0	13.7	20.8	20.9	15.0	9.7
11	MINNESOTA	RICE	M	25-29 yrs	4.1	3.8	3.4	6.0	8.7	11.6	16.2	20.4	22.1	21.1	21.0	19.7	19.1	17.3	18.5	28.9	29.3	19.2	12.7
11	MINNESOTA	RICE	M	30-34 yrs	3.7	4.2	4.4	6.9	10.3	13.4	17.5	21.5	22.0	21.2	19.3	19.4	19.1	20.2	20.2	29.6	29.7	19.9	11.6
11	MINNESOTA	RICE	M	35-39 yrs	5.2	4.5	5.2	7.2	10.7	14.4	16.7	20.2	20.8	22.1	22.9	21.7	20.9	20.6	22.2	29.3	29.6	20.5	13.7
11	MINNESOTA	RICE	M	40-44 yrs	6.4	5.9	5.2	8.5	12.3	14.5	17.8	20.8	22.6	22.4	22.0	21.9	20.1	19.0	21.6	28.8	29.1	22.1	15.3
11	MINNESOTA	RICE	M	45-49 yrs	6.8	7.8	7.8	10.0	13.9	18.6	21.7	23.3	24.2	23.0	23.8	22.0	21.4	21.6	21.5	29.0	29.2	22.7	15.9
11	MINNESOTA	RICE	M	50-54 yrs	9.1	9.3	9.5	12.0	16.8	18.8	21.5	24.8	25.8	26.5	27.1	26.8	26.7	25.3	26.1	29.7	30.8	24.3	18.3
11	MINNESOTA	RICE	M	55-59 yrs	10.3	10.2	10.9	13.5	17.3	20.4	23.8	27.1	28.6	28.7	27.6	27.6	25.5	25.5	26.6	31.4	33.9	28.6	21.8
11	MINNESOTA	RICE	M	60-64 yrs	16.7	16.8	14.8	16.9	22.0	23.3	25.9	27.9	30.8	30.5	31.4	33.1	33.0	30.5	28.6	33.0	33.8	28.8	24.5
11	MINNESOTA	RICE	M	65-69 yrs	20.3	22.6	22.6	24.6	29.5	31.1	33.0	34.0	33.3	35.0	34.8	34.1	33.0	31.6	30.0	33.2	35.0	31.5	27.0
11	MINNESOTA	RICE	M	70-74 yrs	28.1	25.6	25.5	28.7	33.4	35.9	40.7	43.5	45.0	44.7	44.0	42.5	39.5	35.8	34.3	35.8	37.6	36.9	32.2
11	MINNESOTA	RICE	M	75-79 yrs	34.5	32.6	31.8	38.1	40.4	43.2	44.6	48.8	48.4	48.4	47.5	48.2	48.7	47.4	45.4	45.1	46.0	41.5	37.5
11	MINNESOTA	RICE	M	80-84 yrs	26.7	26.3	29.7	33.7	42.5	43.5	47.2	44.3	50.4	53.4	55.1	47.7	48.0	43.4	43.5	44.6	49.7	50.2	44.5
11	MINNESOTA	RICE	M	85+ yrs	24.8	24.3	28.4	31.9	33.1	36.8	44.0	51.9	47.4	45.7	47.6	53.4	50.3	48.1	46.3	51.0	52.7	52.2	45.0



# REP Census Version 2023 Full Summary

Percent coverage of REP Census (v. 2023) versus the US Census Decennial and Intercensal population estimates (Vintage 2023)

Co.	State	County	Sex	Age Group	2005	2006	2007	2008	2009	2010	2011	2012	2013	2014	2015	2016	2017	2018	2019	2020	2021	2022	2023
12	MINNESOTA	BLUE EARTH	F	00-04 yrs	2.4	3.3	3.4	15.3	52.9	60.7	63.4	64.4	67.5	68.8	67.6	69.2	69.8	69.6	69.7	69.0	69.1	66.0	56.8
12	MINNESOTA	BLUE EARTH	F	05-09 yrs	2.2	2.3	2.5	17.9	34.6	39.5	43.9	47.7	49.3	53.0	53.4	54.2	55.4	55.0	54.9	53.3	56.3	53.9	44.9
12	MINNESOTA	BLUE EARTH	F	10-14 yrs	1.9	2.1	2.9	21.0	36.6	41.5	41.8	43.7	43.8	43.3	45.8	50.6	51.7	52.7	52.5	56.9	57.8	52.8	41.8
12	MINNESOTA	BLUE EARTH	F	15-19 yrs	2.2	2.3	2.9	18.1	30.3	30.8	31.3	32.5	36.5	37.4	36.3	36.2	39.5	39.9	40.0	48.1	46.7	40.9	30.5
12	MINNESOTA	BLUE EARTH	F	20-24 yrs	2.3	2.6	2.6	16.8	29.2	33.5	33.1	32.5	33.9	34.4	34.2	33.3	34.4	35.0	37.5	44.8	47.7	40.7	30.8
12	MINNESOTA	BLUE EARTH	F	25-29 yrs	5.1	5.0	5.4	35.7	55.2	66.3	68.6	70.6	72.2	77.2	81.8	82.6	79.3	75.6	75.7	80.2	83.7	74.4	64.9
12	MINNESOTA	BLUE EARTH	F	30-34 yrs	5.6	6.1	5.6	30.5	51.8	64.2	67.5	69.3	71.3	74.8	79.5	81.3	81.5	78.1	80.3	85.6	86.4	78.6	67.3
12	MINNESOTA	BLUE EARTH	F	35-39 yrs	5.7	6.7	7.3	32.6	52.4	59.3	59.4	59.6	65.0	68.7	71.4	75.7	74.5	73.7	75.7	79.7	77.8	71.1	64.0
12	MINNESOTA	BLUE EARTH	F	40-44 yrs	7.4	7.0	8.4	31.5	47.7	56.9	56.4	62.5	64.1	65.4	66.3	70.8	66.6	64.6	66.3	72.8	74.7	67.5	59.1
12	MINNESOTA	BLUE EARTH	F	45-49 yrs	7.6	8.5	8.4	31.7	47.2	54.2	57.1	59.3	59.4	62.9	67.8	68.4	70.0	66.4	66.5	68.5	70.7	62.7	53.2
12	MINNESOTA	BLUE EARTH	F	50-54 yrs	9.1	8.3	9.1	33.2	51.1	55.6	57.5	60.1	62.8	65.1	65.0	67.6	68.0	64.7	67.8	74.7	74.0	70.0	59.8
12	MINNESOTA	BLUE EARTH	F	55-59 yrs	10.0	11.3	11.6	34.0	48.6	55.5	57.0	57.6	60.4	64.5	69.1	69.4	69.0	67.8	66.5	69.8	72.1	65.3	57.6
12	MINNESOTA	BLUE EARTH	F	60-64 yrs	15.2	12.9	13.3	39.6	52.8	58.0	58.0	58.3	60.5	62.7	66.5	71.2	68.1	67.0	66.9	71.4	73.2	70.4	64.2
12	MINNESOTA	BLUE EARTH	F	65-69 yrs	17.9	19.6	20.3	45.4	61.0	64.9	64.9	66.6	68.8	71.7	72.2	75.9	74.2	67.9	67.9	73.0	76.7	73.6	66.6
12	MINNESOTA	BLUE EARTH	F	70-74 yrs	17.6	18.6	19.3	47.6	63.0	68.2	69.5	68.8	70.9	75.1	78.9	80.4	79.1	77.7	75.2	77.0	79.9	79.4	69.4
12	MINNESOTA	BLUE EARTH	F	75-79 yrs	21.7	19.0	19.9	49.5	66.7	70.3	75.0	75.5	74.2	79.1	79.6	78.9	77.6	77.2	76.8	84.6	85.2	83.2	72.7
12	MINNESOTA	BLUE EARTH	F	80-84 yrs	16.4	16.6	18.3	51.2	68.8	75.0	74.7	75.7	77.5	76.9	78.2	80.4	82.3	75.9	76.2	82.6	87.3	81.8	79.7
12	MINNESOTA	BLUE EARTH	F	85+ yrs	12.6	11.5	11.1	49.0	72.9	75.6	78.6	78.4	79.5	78.9	78.2	75.2	75.3	75.2	72.8	80.3	80.7	78.6	72.7
12	MINNESOTA	BLUE EARTH	M	00-04 yrs	2.8	3.8	3.8	16.4	55.9	64.1	68.4	68.7	69.4	71.9	72.1	72.8	71.4	72.0	73.8	71.3	73.9	68.4	61.9
12	MINNESOTA	BLUE EARTH	M	05-09 yrs	2.4	3.3	3.9	21.1	39.5	46.0	46.0	49.4	53.5	54.6	56.7	57.7	58.5	59.2	59.1	59.8	58.3	55.5	46.0
12	MINNESOTA	BLUE EARTH	M	10-14 yrs	2.2	2.8	3.5	19.8	36.3	42.4	44.9	46.7	47.3	48.2	48.2	52.2	53.9	57.0	55.8	57.3	56.6	50.6	42.3
12	MINNESOTA	BLUE EARTH	M	15-19 yrs	1.5	2.0	2.3	14.4	25.2	30.7	30.4	32.7	34.8	34.5	34.0	35.4	39.4	39.0	38.7	46.6	44.9	37.7	27.8
12	MINNESOTA	BLUE EARTH	M	20-24 yrs	1.7	1.8	1.8	10.6	20.3	24.0	23.8	25.0	24.8	25.9	26.4	25.6	26.3	28.7	31.7	37.7	39.6	31.3	21.6
12	MINNESOTA	BLUE EARTH	M	25-29 yrs	2.7	3.2	3.1	18.2	34.7	42.1	45.1	43.9	44.7	43.1	44.2	46.5	47.1	45.8	49.5	57.5	60.0	50.6	39.2
12	MINNESOTA	BLUE EARTH	M	30-34 yrs	3.3	3.4	3.6	20.5	37.1	46.8	50.8	52.5	52.4	54.5	56.6	55.2	56.0	56.3	56.4	64.7	68.6	61.2	46.9
12	MINNESOTA	BLUE EARTH	M	35-39 yrs	3.2	3.7	4.0	22.2	38.3	48.0	51.5	54.1	56.0	55.7	56.8	58.5	58.8	58.9	60.5	65.8	64.9	56.0	46.9
12	MINNESOTA	BLUE EARTH	M	40-44 yrs	4.5	4.7	5.3	22.9	39.9	47.4	49.0	49.9	52.3	51.8	55.6	58.1	60.3	59.6	61.9	66.6	67.6	60.2	47.7
12	MINNESOTA	BLUE EARTH	M	45-49 yrs	5.5	5.5	6.9	24.1	38.8	47.0	51.0	52.7	54.7	55.2	54.6	56.7	57.9	57.8	56.7	63.5	63.5	59.2	50.5
12	MINNESOTA	BLUE EARTH	M	50-54 yrs	6.6	6.4	7.4	27.3	41.2	48.7	52.0	56.3	55.7	56.0	57.6	59.7	58.1	58.4	59.8	61.4	63.3	57.4	50.0
12	MINNESOTA	BLUE EARTH	M	55-59 yrs	9.1	10.1	11.1	31.9	47.3	53.7	55.2	56.6	58.1	60.3	61.1	60.9	63.1	62.2	62.9	65.3	69.0	60.9	53.1
12	MINNESOTA	BLUE EARTH	M	60-64 yrs	12.1	12.5	12.7	33.7	50.4	59.1	60.9	60.8	63.4	63.4	64.9	66.0	66.2	67.3	68.1	69.4	70.1	64.6	55.0
12	MINNESOTA	BLUE EARTH	M	65-69 yrs	18.3	20.2	21.0	44.3	58.1	63.9	64.4	66.8	65.9	66.8	68.4	70.8	72.3	70.2	69.4	71.8	73.6	73.0	64.3
12	MINNESOTA	BLUE EARTH	M	70-74 yrs	25.8	24.2	26.6	49.7	65.3	65.1	67.7	68.0	70.5	75.1	76.4	79.3	79.5	74.2	71.9	75.8	78.2	77.3	72.2
12	MINNESOTA	BLUE EARTH	M	75-79 yrs	28.5	29.2	28.4	52.8	67.7	73.5	76.7	76.1	78.2	81.2	78.5	80.7	80.2	83.3	86.1	87.3	88.8	87.1	75.7
12	MINNESOTA	BLUE EARTH	M	80-84 yrs	26.8	25.8	28.9	61.9	70.8	78.4	81.2	79.9	84.8	82.7	83.8	84.4	82.1	81.6	84.0	86.5	88.6	85.7	83.5
12	MINNESOTA	BLUE EARTH	M	85+ yrs	18.7	21.5	25.3	63.5	84.0	82.8	80.5	85.6	82.0	81.0	82.7	82.7	81.6	79.3	79.0	88.9	92.9	91.0	86.2

# REP Census Version 2023 Full Summary

Percent coverage of REP Census (v. 2023) versus the US Census Decennial and Intercensal population estimates (Vintage 2023)

Co.	State	County	Sex	Age Group	2005	2006	2007	2008	2009	2010	2011	2012	2013	2014	2015	2016	2017	2018	2019	2020	2021	2022	2023
13	MINNESOTA	WASECA	F	00-04 yrs	8.1	9.5	10.6	36.3	83.3	92.2	100.9	99.8	98.8	94.4	102.0	94.4	96.9	95.8	94.8	90.3	86.9	86.8	79.9
13	MINNESOTA	WASECA	F	05-09 yrs	5.6	6.7	8.6	37.2	63.0	81.0	86.6	96.6	96.5	93.4	93.1	93.3	89.6	85.1	85.9	89.1	90.5	85.7	76.3
13	MINNESOTA	WASECA	F	10-14 yrs	5.4	3.7	4.5	32.5	58.4	76.0	81.1	89.8	91.7	91.2	88.9	87.8	91.2	88.5	89.6	84.1	85.0	80.1	71.6
13	MINNESOTA	WASECA	F	15-19 yrs	12.9	10.3	9.2	54.0	88.9	99.8	104.3	108.3	108.7	97.6	98.6	95.7	95.1	97.6	97.8	97.3	96.0	97.3	84.5
13	MINNESOTA	WASECA	F	20-24 yrs	12.8	13.2	13.4	54.0	99.0	106.1	111.8	110.6	106.7	100.6	100.6	99.6	94.6	92.1	88.9	89.6	90.3	89.0	75.9
13	MINNESOTA	WASECA	F	25-29 yrs	14.5	13.0	12.2	47.2	78.7	81.9	85.9	84.8	85.8	87.6	84.7	86.6	96.4	91.0	86.7	88.9	85.0	75.7	72.2
13	MINNESOTA	WASECA	F	30-34 yrs	11.6	12.5	11.6	36.5	72.1	75.8	82.6	83.5	82.0	80.3	80.6	85.8	84.8	87.1	87.0	89.3	90.1	89.6	74.3
13	MINNESOTA	WASECA	F	35-39 yrs	13.1	12.2	11.5	38.4	70.4	78.6	80.2	79.9	83.3	84.9	84.9	87.3	85.3	86.9	85.4	89.1	95.0	93.2	80.1
13	MINNESOTA	WASECA	F	40-44 yrs	14.0	13.6	12.9	43.0	72.1	80.4	84.9	87.9	91.4	92.5	83.3	83.7	85.4	85.8	86.6	87.5	88.1	89.9	82.8
13	MINNESOTA	WASECA	F	45-49 yrs	18.7	17.1	15.6	44.4	74.4	87.8	92.2	92.8	89.3	87.9	88.8	86.3	88.9	90.0	89.2	86.8	86.1	85.9	76.2
13	MINNESOTA	WASECA	F	50-54 yrs	20.0	17.4	18.2	58.0	78.8	86.0	92.7	100.0	101.9	98.7	95.8	98.6	99.0	94.7	92.4	91.7	90.1	90.9	89.0
13	MINNESOTA	WASECA	F	55-59 yrs	22.8	24.0	24.0	54.0	82.0	89.7	88.3	91.9	100.3	99.7	98.7	98.8	102.6	98.9	96.7	94.7	96.5	94.3	86.0
13	MINNESOTA	WASECA	F	60-64 yrs	28.5	24.5	25.6	61.3	81.2	88.7	95.1	95.5	93.3	94.5	96.2	100.2	95.9	96.8	97.2	98.2	96.3	98.0	89.8
13	MINNESOTA	WASECA	F	65-69 yrs	34.4	34.8	33.7	71.2	91.4	95.8	96.1	99.8	99.5	102.3	100.0	101.0	98.4	93.0	93.3	93.7	95.0	91.5	93.0
13	MINNESOTA	WASECA	F	70-74 yrs	37.5	37.4	40.8	74.4	94.1	101.2	103.9	100.0	104.4	103.5	101.5	95.9	99.2	98.1	99.5	99.5	100.2	101.0	94.8
13	MINNESOTA	WASECA	F	75-79 yrs	49.0	45.4	42.2	74.5	91.0	103.8	110.4	115.6	107.2	105.0	104.2	100.7	100.7	102.3	98.7	99.0	95.9	95.8	95.9
13	MINNESOTA	WASECA	F	80-84 yrs	39.5	41.9	46.3	76.6	96.5	98.0	97.9	95.1	99.6	100.4	108.7	107.7	106.1	104.1	103.6	109.6	108.0	102.2	98.7
13	MINNESOTA	WASECA	F	85+ yrs	33.4	26.8	28.8	69.3	102.7	98.8	97.6	103.6	96.3	95.9	96.2	98.0	100.0	96.7	89.1	104.0	102.6	100.8	102.7
13	MINNESOTA	WASECA	M	00-04 yrs	9.3	10.6	10.5	30.7	81.0	95.9	101.1	101.6	103.3	105.5	102.8	100.9	99.5	97.7	94.4	92.7	88.4	83.9	82.8
13	MINNESOTA	WASECA	M	05-09 yrs	7.5	7.7	9.6	39.2	62.9	83.4	86.9	93.5	97.6	96.9	93.0	91.1	92.4	94.4	93.4	86.3	81.4	77.8	68.9
13	MINNESOTA	WASECA	M	10-14 yrs	8.8	7.4	9.4	36.2	61.0	76.1	87.5	96.7	98.6	94.8	92.4	90.8	87.6	89.2	86.7	83.2	86.0	80.3	71.0
13	MINNESOTA	WASECA	M	15-19 yrs	8.8	9.6	9.7	45.0	75.2	88.6	95.3	100.7	101.1	100.7	99.5	102.9	98.5	96.5	93.7	97.3	95.0	90.8	76.4
13	MINNESOTA	WASECA	M	20-24 yrs	7.6	7.7	7.9	33.7	69.7	94.5	102.2	106.9	107.5	95.8	100.9	94.3	93.4	87.8	95.2	100.6	92.8	78.5	61.3
13	MINNESOTA	WASECA	M	25-29 yrs	8.8	8.7	7.4	34.7	73.2	87.3	96.4	92.5	91.8	95.7	94.8	92.5	93.0	84.6	77.6	87.0	84.9	76.6	60.3
13	MINNESOTA	WASECA	M	30-34 yrs	9.0	9.3	12.3	38.0	66.6	83.4	85.7	89.7	94.2	93.4	95.7	90.9	89.0	94.6	89.2	84.6	92.6	82.2	66.4
13	MINNESOTA	WASECA	M	35-39 yrs	10.3	9.2	9.0	35.1	62.5	75.7	86.9	90.7	86.8	92.2	91.7	93.6	91.8	91.8	90.8	90.1	86.0	78.8	66.2
13	MINNESOTA	WASECA	M	40-44 yrs	13.1	13.0	15.9	45.0	66.7	80.0	84.8	84.2	83.7	83.2	84.9	87.9	90.3	85.0	88.5	87.7	86.0	82.4	65.4
13	MINNESOTA	WASECA	M	45-49 yrs	15.2	16.2	16.1	47.4	68.4	83.4	88.4	93.2	87.8	88.5	89.8	87.6	81.4	79.2	81.1	81.1	88.4	85.6	75.3
13	MINNESOTA	WASECA	M	50-54 yrs	18.6	17.7	19.7	46.6	67.6	78.7	87.6	90.5	93.3	95.7	94.5	92.5	91.4	91.6	85.6	83.8	87.6	79.0	69.2
13	MINNESOTA	WASECA	M	55-59 yrs	22.6	24.0	23.6	56.8	75.6	84.1	88.5	92.6	93.1	95.4	91.8	90.8	90.4	91.7	92.0	90.2	89.4	89.8	77.5
13	MINNESOTA	WASECA	M	60-64 yrs	26.6	27.5	28.1	58.3	77.4	84.4	90.5	92.3	92.2	91.6	93.2	91.9	93.6	92.0	92.5	90.3	89.7	85.8	82.4
13	MINNESOTA	WASECA	M	65-69 yrs	37.5	38.1	41.3	73.9	91.3	96.4	98.7	92.3	94.4	98.1	92.8	93.9	92.1	92.1	91.9	92.0	94.0	93.2	87.0
13	MINNESOTA	WASECA	M	70-74 yrs	48.6	47.7	45.7	78.2	99.2	103.0	100.0	100.7	102.7	102.9	98.5	98.6	92.2	93.8	93.8	92.1	92.8	91.2	87.2
13	MINNESOTA	WASECA	M	75-79 yrs	55.8	57.5	58.4	76.9	95.0	100.9	106.2	106.5	105.9	104.4	103.5	101.8	103.4	98.0	95.0	100.4	98.2	90.4	90.4
13	MINNESOTA	WASECA	M	80-84 yrs	50.2	55.4	58.2	86.3	94.6	96.7	96.9	94.8	94.9	100.6	103.9	98.1	100.6	105.9	92.7	98.3	95.0	105.7	99.5
13	MINNESOTA	WASECA	M	85+ yrs	52.6	51.7	54.8	86.0	107.1	99.5	104.2	104.2	98.0	92.7	91.1	91.5	90.3	85.8	89.5	100.6	100.6	90.5	86.1

# REP Census Version 2023 Full Summary

Percent coverage of REP Census (v. 2023) versus the US Census Decennial and Intercensal population estimates (Vintage 2023)

Co.	State	County	Sex	Age Group	2005	2006	2007	2008	2009	2010	2011	2012	2013	2014	2015	2016	2017	2018	2019	2020	2021	2022	2023
14	MINNESOTA	FARIBAULT	F	00-04 yrs	8.2	6.4	5.5	13.0	24.8	44.5	59.1	72.5	70.9	66.9	67.5	59.9	60.4	58.7	59.6	56.8	56.0	55.9	47.4
14	MINNESOTA	FARIBAULT	F	05-09 yrs	6.8	6.6	5.9	13.2	20.3	42.6	54.6	66.4	67.5	60.4	63.5	67.0	58.7	48.2	47.7	52.7	49.2	45.4	37.6
14	MINNESOTA	FARIBAULT	F	10-14 yrs	5.6	6.3	5.9	11.1	17.7	46.3	61.5	63.8	67.2	68.1	64.7	64.1	59.1	50.8	49.9	51.5	49.3	48.5	36.8
14	MINNESOTA	FARIBAULT	F	15-19 yrs	8.6	9.9	12.0	18.7	32.5	63.8	71.4	77.7	81.5	76.4	75.1	76.7	73.9	60.6	63.5	65.9	72.4	60.2	50.2
14	MINNESOTA	FARIBAULT	F	20-24 yrs	12.5	11.6	13.4	29.1	47.9	83.4	109.3	108.5	102.2	100.6	93.4	87.5	84.2	77.1	77.1	82.4	82.0	70.7	56.2
14	MINNESOTA	FARIBAULT	F	25-29 yrs	9.4	13.0	13.1	28.5	46.3	68.4	83.4	106.9	103.0	104.1	107.5	113.8	97.1	90.9	78.1	73.9	74.9	72.3	58.6
14	MINNESOTA	FARIBAULT	F	30-34 yrs	13.0	12.3	8.6	24.1	37.8	66.8	73.7	84.7	82.4	85.0	91.4	93.2	93.5	79.7	75.9	78.6	80.6	76.0	59.8
14	MINNESOTA	FARIBAULT	F	35-39 yrs	12.0	14.6	15.8	24.3	38.2	66.7	77.2	87.6	84.9	84.0	83.9	81.1	78.7	67.7	62.8	67.6	70.1	66.8	57.6
14	MINNESOTA	FARIBAULT	F	40-44 yrs	12.3	11.5	14.0	24.4	43.7	65.2	71.2	82.0	85.0	87.4	91.4	87.0	82.5	68.6	63.8	69.5	66.8	59.4	52.1
14	MINNESOTA	FARIBAULT	F	45-49 yrs	14.7	14.9	12.5	20.7	34.8	61.5	78.3	83.1	83.7	87.8	92.5	88.2	85.6	73.1	68.4	63.6	67.4	66.2	59.5
14	MINNESOTA	FARIBAULT	F	50-54 yrs	15.4	16.4	17.6	24.6	33.0	62.6	74.1	81.2	87.0	87.1	89.1	90.4	81.5	68.3	67.0	70.2	64.1	63.4	59.6
14	MINNESOTA	FARIBAULT	F	55-59 yrs	19.0	19.5	18.7	27.3	39.3	64.4	80.1	81.3	81.4	82.5	84.0	84.2	80.8	73.8	72.0	69.0	71.1	65.7	56.1
14	MINNESOTA	FARIBAULT	F	60-64 yrs	24.0	21.9	19.3	30.2	38.1	64.5	81.5	88.1	89.6	87.8	86.6	88.8	82.8	70.3	62.3	64.7	66.7	65.0	63.0
14	MINNESOTA	FARIBAULT	F	65-69 yrs	27.1	29.0	31.2	36.2	45.5	67.8	86.2	90.9	89.6	93.3	90.1	91.8	89.8	73.0	67.2	66.9	68.6	67.3	59.6
14	MINNESOTA	FARIBAULT	F	70-74 yrs	35.6	36.9	37.1	45.6	53.2	79.1	91.3	97.7	94.2	90.6	93.2	94.8	92.9	79.3	71.2	71.5	71.8	72.3	68.0
14	MINNESOTA	FARIBAULT	F	75-79 yrs	35.7	35.5	37.1	46.4	56.8	81.1	86.3	91.0	98.4	101.0	98.4	99.0	93.9	80.3	75.2	75.7	79.5	71.4	66.1
14	MINNESOTA	FARIBAULT	F	80-84 yrs	27.1	34.2	33.3	39.0	52.8	78.2	87.1	88.8	89.3	91.5	89.3	89.7	87.0	76.4	75.7	84.6	82.1	75.9	71.8
14	MINNESOTA	FARIBAULT	F	85+ yrs	25.7	21.5	22.3	26.9	36.9	65.9	84.1	87.7	86.7	85.9	83.7	83.3	75.3	62.1	59.1	66.0	68.5	68.0	62.0
14	MINNESOTA	FARIBAULT	M	00-04 yrs	6.9	8.2	8.6	13.6	28.8	47.0	67.8	69.7	72.9	71.1	68.4	70.4	69.3	66.0	61.2	54.6	56.0	55.5	52.6
14	MINNESOTA	FARIBAULT	M	05-09 yrs	6.2	4.7	6.2	9.4	18.9	43.6	56.2	66.9	70.8	70.2	69.2	69.2	61.2	55.9	52.6	56.0	55.8	50.1	41.0
14	MINNESOTA	FARIBAULT	M	10-14 yrs	5.7	6.9	6.8	12.3	20.7	45.4	62.9	73.4	73.2	71.0	70.4	70.4	64.6	56.5	50.8	50.4	50.4	43.7	40.0
14	MINNESOTA	FARIBAULT	M	15-19 yrs	5.1	6.0	8.8	16.2	28.4	50.9	66.5	75.6	79.2	76.8	70.2	67.9	64.7	60.6	56.2	61.2	57.6	49.3	37.7
14	MINNESOTA	FARIBAULT	M	20-24 yrs	5.5	5.1	5.4	15.3	30.1	60.3	81.5	81.1	73.7	81.4	74.1	69.4	68.9	65.2	64.8	72.1	67.1	55.3	40.2
14	MINNESOTA	FARIBAULT	M	25-29 yrs	8.1	8.2	9.4	15.9	29.3	53.4	64.7	75.0	78.4	75.9	79.5	73.2	66.3	61.6	59.2	62.9	60.2	51.0	40.2
14	MINNESOTA	FARIBAULT	M	30-34 yrs	6.4	6.8	7.1	16.2	29.7	45.2	62.6	68.9	72.3	72.6	73.9	69.8	62.0	62.2	63.2	66.3	68.0	58.6	43.7
14	MINNESOTA	FARIBAULT	M	35-39 yrs	7.8	8.1	7.5	16.2	30.0	47.3	59.5	71.1	69.4	68.2	65.2	64.0	63.4	60.2	63.6	64.0	59.7	52.6	38.2
14	MINNESOTA	FARIBAULT	M	40-44 yrs	8.2	6.7	7.5	18.9	32.6	55.5	62.7	69.8	73.3	75.0	73.6	67.7	60.1	56.5	55.9	57.6	59.7	54.8	39.0
14	MINNESOTA	FARIBAULT	M	45-49 yrs	12.3	14.8	13.6	19.0	29.5	46.7	63.2	71.8	75.1	79.6	77.8	72.6	68.3	62.6	62.1	56.9	55.5	55.1	44.3
14	MINNESOTA	FARIBAULT	M	50-54 yrs	13.6	15.3	16.6	23.1	35.5	53.1	64.5	71.3	74.2	75.7	76.4	79.4	73.0	71.3	66.3	68.7	67.9	58.8	45.4
14	MINNESOTA	FARIBAULT	M	55-59 yrs	15.0	15.3	16.6	25.3	32.9	54.4	65.4	73.2	74.0	78.9	79.5	76.5	72.9	63.3	60.4	55.5	60.2	60.7	56.7
14	MINNESOTA	FARIBAULT	M	60-64 yrs	24.7	25.1	23.3	29.1	38.5	59.4	66.9	74.6	78.8	80.6	79.2	78.0	77.3	68.1	63.7	60.3	63.0	58.6	52.0
14	MINNESOTA	FARIBAULT	M	65-69 yrs	34.0	29.7	25.8	37.6	45.5	71.7	77.9	82.4	82.6	84.0	83.1	77.1	71.9	69.6	66.4	63.8	63.7	64.3	58.3
14	MINNESOTA	FARIBAULT	M	70-74 yrs	38.6	41.0	48.4	53.5	57.6	71.3	78.2	87.1	92.1	86.0	90.9	86.3	77.1	67.6	67.4	67.3	67.1	63.8	61.3
14	MINNESOTA	FARIBAULT	M	75-79 yrs	42.4	45.3	50.7	57.0	65.1	86.7	95.5	95.3	88.1	91.8	89.2	86.9	90.3	86.8	73.6	73.8	76.0	70.8	63.9
14	MINNESOTA	FARIBAULT	M	80-84 yrs	33.3	43.5	37.7	52.9	66.1	79.5	90.1	98.6	98.5	90.0	90.1	90.7	80.1	70.9	75.0	84.4	80.4	79.6	70.8
14	MINNESOTA	FARIBAULT	M	85+ yrs	33.5	31.3	34.7	41.5	52.2	80.7	90.2	92.6	100.0	101.6	90.6	89.7	92.1	89.6	83.7	90.5	87.3	81.7	68.6

# REP Census Version 2023 Full Summary

Percent coverage of REP Census (v. 2023) versus the US Census Decennial and Intercensal population estimates (Vintage 2023)

Co.	State	County	Sex	Age Group	2005	2006	2007	2008	2009	2010	2011	2012	2013	2014	2015	2016	2017	2018	2019	2020	2021	2022	2023
15	MINNESOTA	MARTIN	F	00-04 yrs	10.2	9.8	9.2	15.6	36.8	65.1	86.9	92.1	90.3	94.2	91.1	92.4	91.5	88.1	88.9	85.0	85.7	84.3	74.0
15	MINNESOTA	MARTIN	F	05-09 yrs	7.7	7.6	7.7	13.0	26.0	53.0	71.2	81.6	85.2	79.7	81.2	83.3	86.2	82.6	79.9	78.6	83.5	79.8	66.2
15	MINNESOTA	MARTIN	F	10-14 yrs	6.5	7.2	8.3	16.8	28.7	53.6	72.2	82.4	81.3	78.6	78.0	79.6	85.9	80.9	76.2	72.4	77.3	76.0	63.5
15	MINNESOTA	MARTIN	F	15-19 yrs	13.0	13.7	12.6	27.7	41.7	73.5	88.2	99.0	99.7	96.5	100.2	96.7	96.9	94.9	92.1	93.4	94.7	89.5	81.4
15	MINNESOTA	MARTIN	F	20-24 yrs	14.2	14.1	17.2	36.0	61.3	102.5	119.3	128.2	122.4	114.0	105.8	106.9	104.0	105.5	110.0	110.8	107.6	101.7	81.2
15	MINNESOTA	MARTIN	F	25-29 yrs	16.4	18.2	17.0	31.5	48.8	75.4	96.8	109.9	111.8	112.5	122.1	120.8	119.2	110.0	107.0	109.4	101.2	103.9	86.9
15	MINNESOTA	MARTIN	F	30-34 yrs	19.8	17.3	17.4	31.8	45.5	79.0	88.3	99.2	102.6	105.2	101.5	106.0	105.6	104.9	104.4	109.9	116.4	112.0	88.4
15	MINNESOTA	MARTIN	F	35-39 yrs	18.7	18.4	17.8	28.9	42.6	67.4	85.9	92.5	95.8	91.1	98.0	102.7	100.2	95.5	94.9	96.2	96.4	91.4	80.4
15	MINNESOTA	MARTIN	F	40-44 yrs	17.0	18.4	16.2	29.5	45.2	71.0	81.5	91.0	92.2	91.3	93.8	98.6	99.8	97.1	97.0	97.5	92.2	92.7	78.1
15	MINNESOTA	MARTIN	F	45-49 yrs	22.4	20.7	21.7	28.5	44.2	74.7	88.8	93.6	94.0	92.4	91.5	90.0	91.5	91.8	91.2	91.8	96.8	88.0	80.8
15	MINNESOTA	MARTIN	F	50-54 yrs	21.9	22.6	22.3	30.0	42.8	73.0	83.8	90.7	89.1	88.6	87.6	91.0	90.8	86.8	84.3	84.1	86.3	81.6	73.5
15	MINNESOTA	MARTIN	F	55-59 yrs	26.7	26.6	25.1	28.8	39.2	71.7	85.6	86.8	91.7	93.0	93.0	95.5	94.5	90.6	88.2	89.7	91.7	91.6	80.6
15	MINNESOTA	MARTIN	F	60-64 yrs	33.1	29.7	26.1	34.0	44.8	72.2	86.1	92.5	91.3	91.1	93.8	93.1	90.9	92.7	91.0	93.1	90.1	86.7	79.7
15	MINNESOTA	MARTIN	F	65-69 yrs	38.1	36.0	33.7	39.2	49.9	84.6	94.5	93.9	97.3	92.7	93.4	93.9	94.1	93.8	94.3	94.1	96.3	91.2	83.9
15	MINNESOTA	MARTIN	F	70-74 yrs	39.3	39.5	37.9	46.2	51.4	86.1	94.7	97.9	96.3	99.6	97.7	99.0	95.2	94.5	90.8	91.3	90.5	93.3	88.4
15	MINNESOTA	MARTIN	F	75-79 yrs	42.2	42.3	43.3	47.5	58.6	89.4	96.5	96.2	95.4	94.8	97.8	95.0	98.1	94.6	99.3	95.7	96.9	95.1	90.5
15	MINNESOTA	MARTIN	F	80-84 yrs	43.3	41.4	44.5	47.1	54.8	91.1	96.5	97.5	97.0	98.6	99.2	99.2	95.4	96.9	95.3	105.3	101.6	102.8	94.8
15	MINNESOTA	MARTIN	F	85+ yrs	34.6	40.1	41.2	44.6	53.8	87.6	92.3	93.7	92.9	93.0	91.5	91.6	90.8	89.1	86.6	98.6	101.1	101.2	102.0
15	MINNESOTA	MARTIN	M	00-04 yrs	11.0	12.6	11.4	18.6	43.5	72.6	93.5	101.5	98.6	96.7	92.4	95.0	96.8	92.9	94.1	90.1	93.4	85.2	80.1
15	MINNESOTA	MARTIN	M	05-09 yrs	9.3	7.8	7.1	13.2	26.7	58.5	77.6	83.5	89.3	88.5	92.5	88.5	88.2	86.2	86.2	83.1	85.6	83.0	69.5
15	MINNESOTA	MARTIN	M	10-14 yrs	6.4	7.3	9.8	16.1	22.6	49.3	66.4	77.8	81.8	83.1	83.0	81.0	79.1	81.6	79.3	80.0	79.5	76.6	66.0
15	MINNESOTA	MARTIN	M	15-19 yrs	8.7	8.9	10.2	18.4	30.6	58.9	80.5	89.7	89.3	89.4	86.0	89.1	93.6	91.5	91.4	89.0	83.8	82.4	68.2
15	MINNESOTA	MARTIN	M	20-24 yrs	8.8	8.2	9.4	16.6	34.5	69.4	91.4	105.0	98.7	91.2	89.0	89.7	89.4	87.1	93.6	99.4	98.0	89.4	62.8
15	MINNESOTA	MARTIN	M	25-29 yrs	7.5	8.7	8.6	19.3	32.4	55.9	78.7	89.9	95.0	98.5	91.5	89.9	99.0	102.2	102.7	106.0	104.5	91.8	67.5
15	MINNESOTA	MARTIN	M	30-34 yrs	8.1	9.2	8.7	18.3	31.2	56.1	74.8	85.1	92.5	88.0	87.0	89.4	87.5	89.4	98.1	104.2	103.5	94.2	69.7
15	MINNESOTA	MARTIN	M	35-39 yrs	10.7	9.4	12.4	20.3	33.8	55.9	75.0	80.9	84.7	86.6	88.7	92.0	92.0	89.4	86.4	84.2	90.1	84.5	65.6
15	MINNESOTA	MARTIN	M	40-44 yrs	13.6	14.7	14.7	20.9	30.9	53.0	70.5	85.0	83.4	82.4	81.8	79.8	81.9	84.5	87.6	89.7	88.4	78.8	66.5
15	MINNESOTA	MARTIN	M	45-49 yrs	14.4	13.5	13.9	23.5	34.6	55.8	71.6	80.1	81.8	83.8	82.2	83.0	82.5	80.3	82.9	85.1	83.9	78.1	64.2
15	MINNESOTA	MARTIN	M	50-54 yrs	19.4	18.5	17.5	23.6	33.0	62.0	76.7	81.5	83.3	86.1	83.0	84.0	85.6	84.0	84.9	82.7	82.2	77.7	63.4
15	MINNESOTA	MARTIN	M	55-59 yrs	18.6	21.3	21.8	25.5	36.2	62.5	73.7	78.2	84.0	81.2	81.6	85.1	83.5	85.5	84.2	81.3	80.9	76.4	64.3
15	MINNESOTA	MARTIN	M	60-64 yrs	29.4	26.6	24.8	28.9	36.3	67.1	79.6	82.3	83.6	85.1	82.6	86.9	84.8	83.0	83.7	84.3	81.6	79.1	69.5
15	MINNESOTA	MARTIN	M	65-69 yrs	36.8	35.5	35.4	43.1	50.5	77.7	87.2	90.6	87.4	84.4	82.3	79.6	80.1	84.0	84.8	83.7	88.2	81.8	73.2
15	MINNESOTA	MARTIN	M	70-74 yrs	46.8	48.6	46.2	45.9	53.5	77.9	86.2	87.9	95.5	94.7	94.1	94.0	91.5	84.3	81.2	81.7	82.0	81.4	74.3
15	MINNESOTA	MARTIN	M	75-79 yrs	53.6	51.3	49.0	53.9	62.5	86.1	92.2	99.4	93.4	92.3	89.7	86.9	89.8	90.4	91.4	96.7	95.5	93.3	81.0
15	MINNESOTA	MARTIN	M	80-84 yrs	49.0	46.9	50.4	56.5	60.7	89.2	95.6	92.6	93.9	94.7	92.8	95.7	97.2	90.3	89.2	92.3	88.2	90.2	86.3
15	MINNESOTA	MARTIN	M	85+ yrs	44.3	44.3	45.1	49.1	57.3	86.7	88.4	93.6	90.5	91.4	90.6	89.4	82.9	81.2	80.8	88.5	94.1	100.0	92.0

# REP Census Version 2023 Full Summary

Percent coverage of REP Census (v. 2023) versus the US Census Decennial and Intercensal population estimates (Vintage 2023)

Co.	State	County	Sex	Age Group	2005	2006	2007	2008	2009	2010	2011	2012	2013	2014	2015	2016	2017	2018	2019	2020	2021	2022	2023
16	MINNESOTA	WATONWAN	F	00-04 yrs	1.5	2.7	2.7	11.9	47.3	67.6	80.6	84.9	76.1	75.7	70.3	67.6	69.9	71.3	71.1	68.0	65.7	68.2	59.1
16	MINNESOTA	WATONWAN	F	05-09 yrs	2.6	2.7	2.1	17.7	33.2	62.3	70.3	66.2	69.7	63.7	62.8	63.2	61.7	63.5	62.3	59.1	65.2	63.1	56.9
16	MINNESOTA	WATONWAN	F	10-14 yrs	1.9	2.1	2.0	25.9	38.9	54.2	68.8	69.6	60.2	61.1	62.5	64.5	65.0	61.5	60.3	62.9	56.7	57.5	53.0
16	MINNESOTA	WATONWAN	F	15-19 yrs	5.6	6.9	4.4	36.4	60.0	79.8	81.2	79.8	75.8	74.4	71.8	74.8	71.7	67.7	69.2	70.1	77.7	75.7	53.8
16	MINNESOTA	WATONWAN	F	20-24 yrs	4.8	5.0	7.3	50.0	76.2	102.1	108.9	115.5	102.2	92.3	95.3	91.8	92.0	93.0	91.7	92.7	95.3	82.0	73.6
16	MINNESOTA	WATONWAN	F	25-29 yrs	3.9	3.3	5.4	42.9	56.6	78.6	89.0	93.2	97.1	117.0	104.0	104.8	100.0	97.0	99.0	92.9	88.6	83.3	69.9
16	MINNESOTA	WATONWAN	F	30-34 yrs	5.0	6.4	7.2	34.0	59.0	71.0	76.7	81.7	74.9	86.0	94.9	86.3	90.6	93.9	91.7	102.9	107.5	95.4	86.6
16	MINNESOTA	WATONWAN	F	35-39 yrs	7.8	3.3	4.2	39.2	60.9	72.7	79.3	74.7	72.3	71.1	73.4	81.0	79.9	75.7	79.1	83.2	85.1	79.7	67.4
16	MINNESOTA	WATONWAN	F	40-44 yrs	6.1	5.0	4.6	34.8	53.0	65.5	68.2	68.4	63.2	69.9	77.0	71.2	66.2	63.7	65.6	67.7	69.5	70.0	63.7
16	MINNESOTA	WATONWAN	F	45-49 yrs	10.1	10.5	10.2	43.4	58.6	71.9	77.4	80.3	77.3	74.5	77.2	76.0	70.3	68.3	70.1	62.1	60.9	59.1	52.7
16	MINNESOTA	WATONWAN	F	50-54 yrs	9.1	9.0	12.0	47.6	64.2	74.6	77.2	74.7	73.2	74.0	72.1	77.0	77.3	75.7	73.9	67.7	68.0	66.4	59.3
16	MINNESOTA	WATONWAN	F	55-59 yrs	11.7	12.6	12.9	41.9	62.2	73.6	77.9	75.7	72.9	72.8	76.5	71.1	70.2	65.3	63.7	63.7	71.2	67.9	62.4
16	MINNESOTA	WATONWAN	F	60-64 yrs	17.2	15.7	18.0	46.0	64.6	75.5	75.1	72.6	74.8	78.0	74.8	74.9	76.7	73.1	67.8	70.9	68.3	65.6	62.3
16	MINNESOTA	WATONWAN	F	65-69 yrs	25.9	26.0	25.9	56.8	73.5	80.3	86.2	87.9	83.5	81.7	80.4	74.8	75.8	77.5	74.9	76.7	74.9	72.6	65.1
16	MINNESOTA	WATONWAN	F	70-74 yrs	27.2	24.3	23.4	65.4	74.9	82.3	86.7	85.9	78.7	82.0	86.0	82.5	80.4	78.8	78.7	78.1	77.7	75.6	75.6
16	MINNESOTA	WATONWAN	F	75-79 yrs	24.7	31.3	33.7	68.2	82.3	88.5	86.2	89.8	87.1	86.3	82.8	84.3	77.9	82.5	80.3	83.1	82.8	81.4	76.2
16	MINNESOTA	WATONWAN	F	80-84 yrs	20.4	25.9	27.6	65.4	76.8	90.4	89.6	88.5	81.2	78.5	81.1	79.1	82.5	84.1	78.4	77.6	76.2	69.7	74.7
16	MINNESOTA	WATONWAN	F	85+ yrs	13.3	10.8	14.2	53.5	77.7	90.6	94.2	93.0	92.5	91.1	89.8	86.6	83.1	78.1	73.4	79.2	73.8	71.7	66.8
16	MINNESOTA	WATONWAN	M	00-04 yrs	4.2	4.5	4.7	15.5	52.0	78.3	85.4	77.7	80.7	80.0	80.2	78.3	75.7	73.7	65.9	65.8	63.4	66.1	58.6
16	MINNESOTA	WATONWAN	M	05-09 yrs	2.3	2.3	2.4	16.4	34.4	62.6	73.4	72.4	69.6	67.8	71.0	68.8	69.5	65.5	67.0	64.8	65.6	58.1	56.2
16	MINNESOTA	WATONWAN	M	10-14 yrs	3.1	4.8	4.6	23.6	44.3	60.7	68.0	69.6	68.6	68.5	67.1	68.2	67.3	66.2	68.8	66.7	65.1	59.6	50.3
16	MINNESOTA	WATONWAN	M	15-19 yrs	3.9	3.6	3.4	24.9	47.2	64.4	68.8	80.3	75.5	76.0	76.7	77.0	78.0	72.0	69.6	75.9	75.1	64.4	58.2
16	MINNESOTA	WATONWAN	M	20-24 yrs	3.8	2.8	5.1	24.2	45.4	66.6	83.2	80.7	75.0	64.9	58.3	58.0	64.3	65.9	68.4	74.1	78.5	70.1	53.2
16	MINNESOTA	WATONWAN	M	25-29 yrs	2.9	1.9	2.6	22.0	36.4	59.3	74.0	70.9	73.4	72.5	68.6	71.3	67.1	68.2	67.7	66.0	61.3	59.0	45.6
16	MINNESOTA	WATONWAN	M	30-34 yrs	3.0	2.9	3.2	22.3	39.5	52.5	58.0	57.7	57.7	65.4	69.5	71.7	81.9	82.3	87.7	81.5	76.3	65.1	57.8
16	MINNESOTA	WATONWAN	M	35-39 yrs	3.4	2.6	2.6	19.8	36.1	58.1	64.9	65.7	64.5	58.1	62.7	67.7	65.4	68.7	70.4	77.9	79.9	73.1	56.6
16	MINNESOTA	WATONWAN	M	40-44 yrs	4.6	8.5	7.9	28.4	44.0	53.4	58.7	64.9	62.9	64.3	68.2	62.2	68.3	71.0	64.2	58.9	62.0	55.1	48.1
16	MINNESOTA	WATONWAN	M	45-49 yrs	6.9	6.9	6.8	28.3	43.3	58.9	70.4	64.2	66.5	62.4	58.6	59.0	64.1	63.0	62.4	59.2	52.8	51.6	45.8
16	MINNESOTA	WATONWAN	M	50-54 yrs	9.6	10.2	9.5	28.2	44.9	68.4	70.7	72.8	67.0	71.2	67.0	64.1	63.7	64.5	65.6	60.1	56.3	53.1	43.4
16	MINNESOTA	WATONWAN	M	55-59 yrs	14.1	13.4	14.2	32.5	49.8	61.6	73.4	71.3	70.1	67.1	72.8	69.0	72.0	71.2	71.8	64.6	64.9	56.5	56.8
16	MINNESOTA	WATONWAN	M	60-64 yrs	21.5	22.0	23.1	41.6	54.1	74.3	78.2	74.2	68.7	70.4	73.2	76.3	71.0	71.3	71.8	72.0	70.2	70.0	60.9
16	MINNESOTA	WATONWAN	M	65-69 yrs	22.2	25.0	24.4	48.7	61.2	78.9	82.5	76.0	75.5	71.7	70.6	71.1	72.8	68.6	72.7	74.4	72.1	68.3	60.7
16	MINNESOTA	WATONWAN	M	70-74 yrs	28.9	32.2	32.7	58.1	57.9	80.3	86.0	84.8	84.2	89.0	84.1	79.6	73.7	78.7	74.1	76.7	78.7	79.9	75.3
16	MINNESOTA	WATONWAN	M	75-79 yrs	30.4	32.5	32.3	59.8	74.7	85.0	86.7	86.0	87.0	73.7	77.5	78.7	84.2	86.4	88.1	85.1	78.6	74.1	74.2
16	MINNESOTA	WATONWAN	M	80-84 yrs	29.5	28.8	34.8	63.0	86.5	90.1	91.9	89.5	91.6	93.8	90.3	87.2	85.9	86.4	77.5	91.1	97.8	88.6	84.3
16	MINNESOTA	WATONWAN	M	85+ yrs	20.5	24.5	30.2	59.5	77.7	88.2	93.5	91.0	84.1	88.3	80.1	78.3	73.2	73.1	73.7	78.8	76.8	83.1	88.5

# REP Census Version 2023 Full Summary

Percent coverage of REP Census (v. 2023) versus the US Census Decennial and Intercensal population estimates (Vintage 2023)

Co.	State	County	Sex	Age Group	Percent coverage of REP Census (v. 2023) versus the US Census Decennial and Intercensal population estimates (Vintage 2023)																		
					2005	2006	2007	2008	2009	2010	2011	2012	2013	2014	2015	2016	2017	2018	2019	2020	2021	2022	2023
17	MINNESOTA	BROWN	F	00-04 yrs	0.9	1.7	1.0	4.6	17.6	23.2	22.0	21.3	17.7	18.1	18.7	16.2	17.1	17.5	15.1	14.7	12.2	11.9	11.4
17	MINNESOTA	BROWN	F	05-09 yrs	0.9	0.8	1.2	8.8	14.0	15.3	17.0	16.4	17.8	19.3	16.7	16.4	15.8	14.9	13.2	14.1	8.6	7.5	8.1
17	MINNESOTA	BROWN	F	10-14 yrs	1.5	1.6	1.2	9.3	14.1	16.6	15.0	16.5	18.2	16.9	16.2	16.2	17.1	16.5	15.8	14.0	10.3	7.7	5.6
17	MINNESOTA	BROWN	F	15-19 yrs	3.0	2.6	2.7	10.4	18.4	19.9	19.8	19.0	18.1	18.4	19.6	22.1	20.0	19.1	16.6	19.4	16.8	12.1	11.6
17	MINNESOTA	BROWN	F	20-24 yrs	3.0	3.5	3.0	14.5	22.2	28.2	26.8	25.4	23.4	20.1	22.4	21.5	22.7	20.5	18.5	18.9	17.3	14.7	11.0
17	MINNESOTA	BROWN	F	25-29 yrs	4.6	3.2	2.4	15.5	27.1	27.9	30.4	28.0	27.6	30.7	32.3	33.2	29.8	28.2	24.3	23.6	20.6	17.5	14.1
17	MINNESOTA	BROWN	F	30-34 yrs	4.0	2.8	3.7	14.3	23.5	26.9	26.8	26.8	26.5	28.9	30.2	30.4	29.0	24.3	24.0	25.8	21.8	17.3	14.5
17	MINNESOTA	BROWN	F	35-39 yrs	4.1	2.9	4.1	16.1	20.9	22.4	20.2	23.1	23.3	25.5	29.0	31.2	28.6	24.6	23.4	23.3	19.4	15.7	12.8
17	MINNESOTA	BROWN	F	40-44 yrs	5.9	4.6	3.6	14.1	22.3	27.1	27.5	24.5	24.6	26.1	28.6	26.4	25.1	25.2	24.0	22.1	21.1	18.5	14.8
17	MINNESOTA	BROWN	F	45-49 yrs	5.7	5.4	6.0	14.6	19.3	20.4	22.9	22.6	21.8	25.7	32.1	32.4	28.1	23.9	21.5	25.4	19.6	16.7	14.6
17	MINNESOTA	BROWN	F	50-54 yrs	7.0	7.0	6.7	18.3	24.3	27.8	26.4	22.9	21.6	25.3	27.5	29.1	27.5	24.0	24.9	27.1	20.9	16.6	15.3
17	MINNESOTA	BROWN	F	55-59 yrs	9.0	8.6	7.7	19.1	25.7	29.0	28.0	28.0	26.2	29.1	29.2	29.1	26.2	23.9	22.4	19.7	20.8	18.6	15.4
17	MINNESOTA	BROWN	F	60-64 yrs	12.1	9.9	9.6	20.2	27.2	28.2	29.3	27.0	26.1	31.7	34.8	30.7	29.0	25.4	23.4	24.9	21.3	18.9	18.1
17	MINNESOTA	BROWN	F	65-69 yrs	16.2	13.8	12.6	25.3	31.7	35.4	35.5	32.2	31.0	32.3	32.5	31.0	32.1	32.2	29.9	24.9	22.8	23.7	19.4
17	MINNESOTA	BROWN	F	70-74 yrs	16.4	16.9	18.8	29.1	38.3	39.6	36.8	36.6	36.1	37.4	37.6	35.2	33.3	33.0	27.6	28.4	24.7	25.3	24.5
17	MINNESOTA	BROWN	F	75-79 yrs	14.5	15.2	14.6	31.8	35.3	40.6	40.9	41.0	36.9	39.6	40.9	36.4	37.2	34.5	36.6	35.1	28.5	24.6	22.2
17	MINNESOTA	BROWN	F	80-84 yrs	17.1	13.6	12.8	29.4	36.9	36.8	38.5	38.8	37.9	37.2	36.7	37.8	36.8	35.1	35.6	35.6	25.6	27.5	26.6
17	MINNESOTA	BROWN	F	85+ yrs	11.5	10.3	10.8	26.5	29.8	31.6	30.8	33.7	32.8	33.8	31.4	33.0	32.1	30.0	28.9	29.8	22.1	18.1	14.1
17	MINNESOTA	BROWN	M	00-04 yrs	0.9	1.0	1.2	5.9	17.0	20.4	22.0	21.9	21.0	23.9	23.9	22.4	21.6	19.9	19.0	14.6	14.5	12.1	10.6
17	MINNESOTA	BROWN	M	05-09 yrs	1.4	1.6	1.6	8.9	15.6	17.8	17.8	19.0	18.9	17.6	17.2	17.7	18.5	18.3	18.0	16.9	13.2	10.2	8.9
17	MINNESOTA	BROWN	M	10-14 yrs	1.9	2.8	2.4	8.2	12.9	15.2	17.0	16.4	16.5	17.1	16.5	15.3	15.3	15.5	14.8	13.4	9.1	8.4	6.5
17	MINNESOTA	BROWN	M	15-19 yrs	2.0	2.1	1.9	8.8	15.7	20.0	20.1	18.3	15.6	16.1	15.1	16.3	15.8	15.5	16.1	18.0	14.0	9.5	7.3
17	MINNESOTA	BROWN	M	20-24 yrs	2.6	2.6	1.9	7.5	15.3	17.5	17.9	18.2	20.2	17.3	18.8	15.6	14.2	14.7	14.1	16.1	15.1	10.3	8.1
17	MINNESOTA	BROWN	M	25-29 yrs	2.5	2.5	2.7	9.7	14.9	18.6	20.1	18.9	18.4	16.7	16.1	20.4	20.7	20.7	21.2	20.7	17.2	10.9	7.3
17	MINNESOTA	BROWN	M	30-34 yrs	2.2	3.2	2.3	10.6	16.3	21.4	23.0	22.4	19.3	19.3	19.0	18.0	20.0	18.1	15.9	20.8	15.0	14.0	13.6
17	MINNESOTA	BROWN	M	35-39 yrs	3.5	3.1	3.6	11.2	19.0	20.6	19.3	21.0	22.8	22.8	21.3	21.4	19.4	19.5	19.3	17.3	16.1	10.0	7.3
17	MINNESOTA	BROWN	M	40-44 yrs	2.9	2.9	3.9	12.6	17.5	19.8	20.7	22.1	21.4	20.2	18.5	18.6	20.3	18.1	19.6	20.2	16.8	13.3	10.7
17	MINNESOTA	BROWN	M	45-49 yrs	4.0	4.0	4.3	12.1	18.5	22.1	22.8	20.8	19.0	21.5	20.2	20.5	23.1	23.4	20.7	19.5	17.8	13.8	9.2
17	MINNESOTA	BROWN	M	50-54 yrs	6.2	6.0	5.1	14.2	19.4	23.6	24.0	25.1	23.7	23.3	24.9	25.1	21.8	19.3	19.5	20.5	16.8	15.7	13.1
17	MINNESOTA	BROWN	M	55-59 yrs	7.7	7.2	7.9	14.7	22.9	24.7	25.2	25.9	25.4	25.8	26.7	25.2	23.7	22.1	19.8	21.4	19.3	16.5	12.7
17	MINNESOTA	BROWN	M	60-64 yrs	13.0	12.6	12.1	19.2	24.3	29.5	30.1	26.8	26.3	25.5	26.0	27.3	27.0	24.2	24.2	22.9	21.9	18.3	17.5
17	MINNESOTA	BROWN	M	65-69 yrs	18.8	16.7	18.7	27.8	35.1	39.5	36.9	31.5	29.1	30.9	33.0	33.1	31.7	30.2	27.6	26.3	23.7	22.4	20.7
17	MINNESOTA	BROWN	M	70-74 yrs	19.5	21.0	21.6	32.0	37.8	42.6	40.6	42.6	38.0	36.2	37.6	34.8	36.5	30.1	27.2	27.4	26.0	24.2	22.8
17	MINNESOTA	BROWN	M	75-79 yrs	27.5	26.0	26.1	38.8	44.6	49.4	46.0	41.3	39.5	43.9	42.1	42.0	39.2	38.4	34.9	35.2	33.9	32.3	27.1
17	MINNESOTA	BROWN	M	80-84 yrs	17.9	21.7	24.0	36.6	44.9	46.8	48.3	44.1	44.0	45.5	42.1	43.9	41.2	40.0	37.9	39.4	34.8	33.3	30.0
17	MINNESOTA	BROWN	M	85+ yrs	16.9	15.2	16.9	33.7	41.8	46.2	42.4	40.4	36.6	40.3	38.8	37.4	39.4	37.4	35.1	30.7	22.9	25.6	22.2

# REP Census Version 2023 Full Summary

Percent coverage of REP Census (v. 2023) versus the US Census Decennial and Intercensal population estimates (Vintage 2023)

Co.	State	County	Sex	Age Group	2005	2006	2007	2008	2009	2010	2011	2012	2013	2014	2015	2016	2017	2018	2019	2020	2021	2022	2023
18	MINNESOTA	NICOLLET	F	00-04 yrs	1.4	2.7	2.9	15.7	49.4	52.7	56.5	54.5	55.9	55.5	54.1	59.4	60.9	60.2	58.4	64.6	63.1	61.7	49.8
18	MINNESOTA	NICOLLET	F	05-09 yrs	2.6	3.0	3.0	18.0	30.6	39.3	39.6	41.7	47.2	47.0	47.3	49.5	50.1	47.4	44.6	51.9	51.4	45.8	39.9
18	MINNESOTA	NICOLLET	F	10-14 yrs	2.2	3.0	4.2	23.4	35.9	42.3	40.6	41.3	40.4	42.6	46.9	48.5	46.7	47.0	45.6	51.4	52.0	45.6	36.3
18	MINNESOTA	NICOLLET	F	15-19 yrs	2.5	2.5	2.6	24.7	34.4	39.6	41.0	38.6	40.4	36.4	37.7	38.9	39.7	38.6	38.3	44.9	45.5	40.0	34.0
18	MINNESOTA	NICOLLET	F	20-24 yrs	3.1	3.2	2.1	23.5	40.9	45.0	42.9	42.1	42.9	45.1	43.8	46.0	42.8	41.8	42.1	46.2	47.2	41.7	34.4
18	MINNESOTA	NICOLLET	F	25-29 yrs	5.7	5.8	5.2	33.8	56.1	64.9	66.8	67.8	70.2	69.7	75.2	78.2	77.1	72.9	67.2	77.7	74.7	66.2	55.0
18	MINNESOTA	NICOLLET	F	30-34 yrs	4.2	6.0	5.7	34.6	53.2	61.6	64.5	67.1	68.6	70.0	71.7	73.2	72.1	72.2	70.1	73.9	81.4	75.0	63.8
18	MINNESOTA	NICOLLET	F	35-39 yrs	6.6	5.8	4.9	28.3	45.6	54.1	56.4	58.3	57.9	59.6	65.4	65.3	65.4	63.8	60.2	66.4	68.5	63.3	53.7
18	MINNESOTA	NICOLLET	F	40-44 yrs	5.1	5.1	5.7	31.9	47.8	53.3	53.7	53.9	53.7	57.3	60.0	59.1	60.2	58.2	56.7	63.8	63.6	59.0	51.6
18	MINNESOTA	NICOLLET	F	45-49 yrs	8.3	7.3	7.8	34.2	46.9	51.3	54.1	53.3	55.3	59.8	60.3	62.7	61.4	59.9	57.6	65.5	63.6	60.1	50.8
18	MINNESOTA	NICOLLET	F	50-54 yrs	8.1	8.7	9.2	32.9	48.4	54.9	55.4	56.8	58.2	58.6	61.7	62.2	61.4	60.9	59.4	62.5	65.6	58.8	54.0
18	MINNESOTA	NICOLLET	F	55-59 yrs	12.2	11.0	11.0	35.6	52.5	57.5	55.6	58.5	59.2	59.8	61.8	61.7	63.0	61.5	61.3	65.4	66.6	63.2	53.8
18	MINNESOTA	NICOLLET	F	60-64 yrs	10.7	11.3	10.8	38.7	54.8	61.7	62.7	61.1	61.5	62.7	63.6	63.7	65.8	64.0	60.2	64.8	69.3	65.2	62.3
18	MINNESOTA	NICOLLET	F	65-69 yrs	17.5	16.2	15.8	45.1	59.3	64.3	67.2	66.6	70.1	69.5	72.0	73.0	70.8	67.9	68.1	71.0	69.1	68.5	63.1
18	MINNESOTA	NICOLLET	F	70-74 yrs	22.5	21.8	23.9	57.7	70.0	73.5	73.0	71.4	69.7	75.5	76.1	76.4	73.1	71.6	66.2	69.9	71.3	69.6	66.3
18	MINNESOTA	NICOLLET	F	75-79 yrs	16.4	17.1	20.4	59.2	73.5	78.1	75.0	79.6	82.7	84.0	81.2	75.9	78.3	73.8	69.3	77.2	81.8	74.2	70.2
18	MINNESOTA	NICOLLET	F	80-84 yrs	19.1	15.7	16.5	62.4	81.5	83.7	81.6	82.4	80.6	75.7	80.2	82.1	79.4	80.3	82.8	85.1	80.5	75.4	70.8
18	MINNESOTA	NICOLLET	F	85+ yrs	9.0	12.1	15.7	64.1	83.9	86.3	84.4	86.6	83.7	79.4	74.9	76.8	78.9	76.9	74.4	67.2	69.0	62.0	54.6
18	MINNESOTA	NICOLLET	M	00-04 yrs	3.5	4.1	4.3	15.8	51.1	57.7	58.7	61.0	58.9	60.9	59.8	62.6	60.0	60.9	65.2	67.2	66.7	65.5	54.4
18	MINNESOTA	NICOLLET	M	05-09 yrs	2.0	2.6	3.7	21.3	32.9	39.3	41.7	44.3	47.9	49.7	50.3	51.4	51.7	49.2	47.7	53.6	55.1	48.1	41.6
18	MINNESOTA	NICOLLET	M	10-14 yrs	2.0	2.6	3.7	19.8	35.2	42.1	42.5	42.1	41.3	42.9	44.8	46.2	49.4	50.1	51.0	53.3	51.7	46.0	39.4
18	MINNESOTA	NICOLLET	M	15-19 yrs	1.8	2.2	3.3	20.1	35.9	38.6	40.0	39.5	37.9	37.1	37.1	37.5	36.5	37.1	37.2	44.1	46.6	37.8	29.7
18	MINNESOTA	NICOLLET	M	20-24 yrs	1.9	2.1	2.5	13.3	26.6	32.1	31.6	30.6	29.8	32.4	32.3	29.9	29.3	29.9	30.5	35.5	38.3	30.3	21.9
18	MINNESOTA	NICOLLET	M	25-29 yrs	2.7	2.7	2.2	17.8	33.6	42.2	41.6	41.7	39.5	38.1	39.1	38.6	39.4	42.3	41.8	53.5	57.1	43.4	37.0
18	MINNESOTA	NICOLLET	M	30-34 yrs	3.3	2.5	2.7	20.0	35.6	40.4	43.1	43.2	45.0	44.5	43.3	45.3	46.1	44.7	47.6	50.0	53.0	46.8	36.0
18	MINNESOTA	NICOLLET	M	35-39 yrs	2.9	3.3	3.5	21.1	35.8	42.2	42.8	43.6	45.7	47.5	47.7	47.2	49.1	48.5	46.1	53.5	53.1	46.9	36.3
18	MINNESOTA	NICOLLET	M	40-44 yrs	3.9	3.9	4.7	21.8	36.4	43.5	45.2	45.6	48.3	45.9	48.5	46.9	48.1	48.4	48.7	51.8	53.4	49.2	39.0
18	MINNESOTA	NICOLLET	M	45-49 yrs	5.2	5.6	5.1	26.4	40.3	45.0	48.3	48.5	48.6	46.8	46.1	49.1	47.5	47.3	47.8	51.2	51.5	47.6	38.8
18	MINNESOTA	NICOLLET	M	50-54 yrs	7.0	6.9	7.8	31.2	45.5	50.3	53.2	51.8	50.5	52.4	48.6	49.6	52.4	50.7	48.4	49.6	52.2	48.2	43.1
18	MINNESOTA	NICOLLET	M	55-59 yrs	7.1	7.9	8.6	33.7	51.0	55.6	54.7	57.5	56.8	54.6	55.2	57.7	56.8	56.5	57.1	54.9	54.9	51.8	44.6
18	MINNESOTA	NICOLLET	M	60-64 yrs	10.6	10.1	11.9	36.8	51.1	57.4	61.7	62.7	62.0	64.0	62.9	60.4	59.8	59.8	58.1	60.7	62.8	60.2	55.1
18	MINNESOTA	NICOLLET	M	65-69 yrs	16.3	15.8	16.8	41.1	54.2	63.3	63.5	62.5	61.5	59.6	65.2	67.0	66.5	66.0	66.0	69.1	67.3	65.2	58.4
18	MINNESOTA	NICOLLET	M	70-74 yrs	27.6	25.3	24.8	54.3	64.8	67.5	70.8	72.1	71.9	69.3	70.3	67.6	65.2	63.4	62.8	67.5	72.9	71.0	65.3
18	MINNESOTA	NICOLLET	M	75-79 yrs	24.9	26.3	28.2	56.1	75.8	78.7	77.8	74.8	77.1	77.8	82.2	82.0	74.1	75.7	74.7	78.3	72.5	71.1	68.8
18	MINNESOTA	NICOLLET	M	80-84 yrs	36.6	32.0	29.6	58.6	76.7	83.3	88.9	84.7	83.9	88.8	87.8	79.9	82.0	81.2	77.7	81.9	90.4	83.9	74.9
18	MINNESOTA	NICOLLET	M	85+ yrs	23.7	24.2	27.1	67.1	92.1	94.8	91.4	84.9	85.8	81.6	78.2	80.1	77.5	83.3	76.9	79.7	79.4	79.0	74.4

# REP Census Version 2023 Full Summary

Percent coverage of REP Census (v. 2023) versus the US Census Decennial and Intercensal population estimates (Vintage 2023)

Co.	State	County	Sex	Age Group	2005	2006	2007	2008	2009	2010	2011	2012	2013	2014	2015	2016	2017	2018	2019	2020	2021	2022	2023
19	MINNESOTA	LE SUEUR	F	00-04 yrs	2.0	1.7	2.2	9.2	25.7	31.1	34.9	46.1	64.0	66.3	65.3	66.3	64.7	61.2	58.6	57.4	55.1	52.8	44.0
19	MINNESOTA	LE SUEUR	F	05-09 yrs	0.6	1.1	0.9	13.6	21.7	25.6	30.3	43.4	53.8	60.8	62.9	62.4	58.7	55.2	50.2	49.3	51.3	50.3	46.2
19	MINNESOTA	LE SUEUR	F	10-14 yrs	2.4	1.9	2.0	13.6	23.0	27.1	33.9	45.5	55.0	60.0	60.8	61.4	61.6	55.8	51.6	54.3	49.8	45.1	40.5
19	MINNESOTA	LE SUEUR	F	15-19 yrs	3.5	3.9	3.6	24.7	37.6	42.7	42.8	58.0	67.1	64.9	64.3	68.2	68.8	62.7	61.8	67.1	66.7	59.2	51.5
19	MINNESOTA	LE SUEUR	F	20-24 yrs	4.5	3.6	3.7	29.8	48.6	57.7	64.5	79.0	81.2	80.9	78.2	72.7	68.4	65.2	62.6	66.8	68.2	66.8	50.9
19	MINNESOTA	LE SUEUR	F	25-29 yrs	3.2	3.8	4.1	20.7	34.2	40.3	50.6	67.3	76.4	80.2	84.8	83.9	79.7	69.9	60.9	60.5	59.4	56.2	53.8
19	MINNESOTA	LE SUEUR	F	30-34 yrs	3.8	4.0	3.3	22.6	34.7	37.4	46.0	60.1	68.1	73.5	73.6	75.9	70.5	66.6	65.9	69.8	69.9	61.0	50.9
19	MINNESOTA	LE SUEUR	F	35-39 yrs	4.3	4.6	5.3	20.5	30.9	39.2	44.5	54.9	63.6	66.0	66.4	69.3	64.7	57.1	53.6	59.2	58.2	56.2	50.8
19	MINNESOTA	LE SUEUR	F	40-44 yrs	4.3	5.2	4.9	20.3	29.2	33.7	41.6	52.8	58.0	63.7	68.8	67.2	62.4	58.1	54.8	51.5	54.8	49.6	42.4
19	MINNESOTA	LE SUEUR	F	45-49 yrs	7.2	5.8	6.9	25.1	35.7	40.5	50.6	56.1	56.5	57.9	59.2	58.2	59.1	54.3	53.4	58.4	57.9	52.1	44.8
19	MINNESOTA	LE SUEUR	F	50-54 yrs	6.3	6.9	7.2	27.6	39.0	42.3	52.1	60.8	64.6	68.2	66.2	66.0	63.4	55.0	50.8	53.0	53.0	52.0	47.3
19	MINNESOTA	LE SUEUR	F	55-59 yrs	7.6	8.0	6.8	29.6	42.6	47.5	56.4	63.0	66.3	67.7	69.5	70.1	68.4	63.6	62.7	63.2	58.1	52.2	45.6
19	MINNESOTA	LE SUEUR	F	60-64 yrs	12.2	10.6	10.9	35.0	45.1	44.6	59.6	64.3	66.8	68.4	73.4	71.6	69.5	70.5	66.3	67.8	66.5	61.8	57.7
19	MINNESOTA	LE SUEUR	F	65-69 yrs	15.5	14.8	14.2	42.6	50.0	55.5	67.0	71.0	72.0	74.0	70.6	72.8	72.7	67.5	67.8	70.5	72.3	69.3	67.6
19	MINNESOTA	LE SUEUR	F	70-74 yrs	13.8	16.0	15.7	38.8	52.5	54.8	71.6	76.7	78.4	77.3	80.7	77.0	78.2	70.2	68.6	67.7	69.3	68.1	64.5
19	MINNESOTA	LE SUEUR	F	75-79 yrs	18.8	16.6	17.3	41.8	53.4	56.4	73.6	78.8	79.1	81.7	80.3	81.3	75.2	74.7	69.9	78.6	76.4	75.6	68.8
19	MINNESOTA	LE SUEUR	F	80-84 yrs	10.7	12.1	14.0	49.4	57.5	60.5	73.3	81.6	85.0	83.3	77.1	78.9	77.7	74.1	72.2	74.2	71.2	74.7	74.0
19	MINNESOTA	LE SUEUR	F	85+ yrs	9.3	9.8	10.7	49.1	64.6	68.6	78.2	85.8	84.7	82.5	82.2	80.2	79.1	76.0	74.1	80.2	75.2	75.6	69.8
19	MINNESOTA	LE SUEUR	M	00-04 yrs	0.9	1.4	1.9	9.4	30.5	34.5	40.4	48.3	62.8	63.4	66.3	69.4	68.4	63.6	59.8	58.9	56.7	58.8	52.5
19	MINNESOTA	LE SUEUR	M	05-09 yrs	1.7	1.1	1.4	10.9	20.3	25.3	29.6	40.0	56.0	62.1	64.0	64.0	62.0	57.9	56.2	58.5	57.6	50.3	43.0
19	MINNESOTA	LE SUEUR	M	10-14 yrs	1.3	2.5	2.0	12.7	23.6	27.1	32.3	42.8	51.5	51.2	54.2	56.5	55.4	55.8	54.4	56.0	53.6	49.5	44.3
19	MINNESOTA	LE SUEUR	M	15-19 yrs	1.8	2.0	2.7	16.6	29.7	36.9	42.0	50.7	58.7	59.9	59.9	58.1	54.7	53.1	51.6	53.1	53.7	48.8	40.9
19	MINNESOTA	LE SUEUR	M	20-24 yrs	1.9	1.9	2.4	15.4	33.4	39.6	48.4	58.2	60.8	65.4	61.3	63.4	56.1	55.0	52.9	59.9	54.8	47.5	32.3
19	MINNESOTA	LE SUEUR	M	25-29 yrs	1.8	1.5	1.5	13.6	24.3	30.5	35.0	44.5	54.3	55.6	61.1	59.7	56.4	50.9	50.1	56.5	54.0	42.2	29.3
19	MINNESOTA	LE SUEUR	M	30-34 yrs	2.5	2.0	2.3	12.6	22.3	29.3	35.0	45.6	51.4	53.0	53.5	57.0	51.5	51.5	51.8	54.9	55.0	47.8	33.8
19	MINNESOTA	LE SUEUR	M	35-39 yrs	2.1	1.8	2.6	14.5	27.1	29.9	34.1	44.9	49.6	53.2	54.1	51.3	50.5	50.2	48.8	50.3	51.8	42.1	35.2
19	MINNESOTA	LE SUEUR	M	40-44 yrs	4.0	3.9	4.2	15.1	25.0	30.2	33.1	41.9	48.2	52.4	53.1	55.9	55.9	51.0	46.8	48.2	48.2	42.7	33.2
19	MINNESOTA	LE SUEUR	M	45-49 yrs	3.7	4.2	4.0	16.7	27.0	29.7	36.6	45.0	52.7	54.2	54.0	53.6	52.7	50.1	49.4	49.8	49.0	42.2	35.5
19	MINNESOTA	LE SUEUR	M	50-54 yrs	5.3	6.0	6.2	22.8	33.3	37.5	44.3	54.4	55.3	58.0	56.6	55.7	54.1	52.5	45.8	48.3	48.9	44.2	37.0
19	MINNESOTA	LE SUEUR	M	55-59 yrs	6.7	7.1	7.1	23.5	34.5	39.8	44.4	51.5	59.3	61.9	61.2	62.8	61.3	57.5	55.3	55.1	53.3	46.4	38.7
19	MINNESOTA	LE SUEUR	M	60-64 yrs	10.4	11.1	9.7	26.1	39.9	44.5	52.5	59.5	62.5	62.4	64.1	63.4	63.7	62.5	60.2	61.2	65.0	59.2	49.2
19	MINNESOTA	LE SUEUR	M	65-69 yrs	12.1	12.9	15.4	41.2	49.7	52.4	57.0	63.3	65.7	67.5	67.6	66.8	66.7	68.1	65.5	64.5	64.0	63.3	59.6
19	MINNESOTA	LE SUEUR	M	70-74 yrs	20.1	18.4	16.5	34.6	43.8	50.5	63.4	73.8	76.8	77.6	74.5	72.7	72.0	68.3	65.4	69.7	70.3	69.3	65.5
19	MINNESOTA	LE SUEUR	M	75-79 yrs	15.9	18.2	27.0	43.1	51.6	58.3	72.1	76.7	73.6	70.7	74.7	78.3	76.0	70.8	68.6	73.2	75.5	71.5	65.4
19	MINNESOTA	LE SUEUR	M	80-84 yrs	14.6	14.5	15.1	39.1	53.1	58.1	66.0	87.5	90.8	87.8	83.1	77.8	75.0	68.4	66.4	72.3	75.8	75.0	71.5
19	MINNESOTA	LE SUEUR	M	85+ yrs	9.7	12.4	17.5	37.6	57.1	57.2	69.8	79.8	78.3	80.5	85.5	84.7	87.0	83.1	85.7	86.4	78.7	85.5	77.1



# REP Census Version 2023 Full Summary

Percent coverage of REP Census (v. 2023) versus the US Census Decennial and Intercensal population estimates (Vintage 2023)

Co.	State	County	Sex	Age Group	2005	2006	2007	2008	2009	2010	2011	2012	2013	2014	2015	2016	2017	2018	2019	2020	2021	2022	2023
20	WISCONSIN	EAU CLAIRE	F	00-04 yrs	1.8	1.7	2.2	16.7	44.6	47.4	51.9	52.9	54.0	53.3	55.3	54.3	54.3	55.0	55.2	56.4	58.0	53.1	45.2
20	WISCONSIN	EAU CLAIRE	F	05-09 yrs	1.8	1.8	1.5	27.0	40.9	46.3	47.2	48.0	48.7	49.4	49.3	50.8	53.4	53.4	53.5	58.4	62.3	60.4	48.2
20	WISCONSIN	EAU CLAIRE	F	10-14 yrs	1.8	1.9	2.0	30.3	44.7	49.4	49.8	50.3	49.3	49.4	50.1	49.0	49.8	50.7	51.1	53.3	57.8	56.7	45.4
20	WISCONSIN	EAU CLAIRE	F	15-19 yrs	1.1	1.2	1.3	26.2	37.7	40.5	41.6	42.3	42.3	41.0	39.7	38.3	38.4	39.0	40.6	46.3	46.6	41.9	34.8
20	WISCONSIN	EAU CLAIRE	F	20-24 yrs	0.9	0.7	0.7	21.3	36.5	42.3	40.9	39.2	38.6	38.6	38.0	38.1	36.9	35.7	35.1	41.4	46.0	40.3	31.1
20	WISCONSIN	EAU CLAIRE	F	25-29 yrs	1.9	2.3	2.4	38.9	57.0	64.7	66.7	68.0	67.5	69.1	70.1	68.6	66.9	64.8	63.2	67.8	69.7	65.5	51.5
20	WISCONSIN	EAU CLAIRE	F	30-34 yrs	2.1	2.2	2.3	38.3	56.6	64.0	65.2	65.0	64.9	64.9	65.3	67.0	67.3	68.6	69.0	73.2	76.8	70.5	55.7
20	WISCONSIN	EAU CLAIRE	F	35-39 yrs	2.6	2.2	2.4	39.2	54.8	60.2	59.9	63.1	63.6	64.9	64.6	63.9	63.0	62.6	62.6	68.3	70.8	68.1	56.9
20	WISCONSIN	EAU CLAIRE	F	40-44 yrs	2.2	2.3	2.7	41.5	55.9	60.9	62.4	62.3	62.2	59.3	58.8	59.9	60.5	60.6	60.7	65.3	66.3	63.7	53.2
20	WISCONSIN	EAU CLAIRE	F	45-49 yrs	2.5	2.4	2.8	42.5	56.9	61.1	63.3	64.4	63.5	61.4	59.9	60.9	59.9	60.1	59.2	63.6	68.0	61.8	51.9
20	WISCONSIN	EAU CLAIRE	F	50-54 yrs	3.1	3.7	3.6	45.0	58.2	62.3	61.4	62.3	62.6	63.7	62.5	62.8	63.1	61.7	60.3	64.3	64.5	60.9	51.1
20	WISCONSIN	EAU CLAIRE	F	55-59 yrs	3.7	3.6	3.7	46.1	60.1	63.8	62.9	61.0	61.5	59.4	59.6	60.0	59.8	60.1	59.1	63.0	66.2	62.2	52.7
20	WISCONSIN	EAU CLAIRE	F	60-64 yrs	4.3	3.8	4.1	49.3	61.4	64.1	64.2	65.0	64.6	65.5	61.6	60.9	60.1	59.2	58.1	60.0	62.4	61.1	52.7
20	WISCONSIN	EAU CLAIRE	F	65-69 yrs	6.1	6.1	6.4	52.7	63.0	66.5	66.3	67.6	68.5	67.4	68.4	68.0	67.0	66.7	65.0	64.7	65.5	64.0	60.7
20	WISCONSIN	EAU CLAIRE	F	70-74 yrs	5.3	6.0	6.2	58.0	67.4	67.9	65.6	66.6	67.1	68.3	69.1	68.4	70.7	71.5	68.4	71.4	73.1	71.0	66.6
20	WISCONSIN	EAU CLAIRE	F	75-79 yrs	5.4	5.2	5.5	61.8	72.0	74.6	74.9	73.8	68.8	70.2	69.2	69.4	70.5	71.7	70.9	73.3	74.6	75.6	74.1
20	WISCONSIN	EAU CLAIRE	F	80-84 yrs	3.7	4.5	4.6	60.5	71.0	72.4	69.2	72.0	75.4	73.6	75.6	76.3	74.4	70.2	72.4	75.0	76.6	75.6	73.6
20	WISCONSIN	EAU CLAIRE	F	85+ yrs	2.0	1.9	2.6	62.9	77.3	79.4	77.8	77.8	78.8	79.4	77.7	77.0	78.7	82.5	80.2	72.5	74.0	78.3	75.1
20	WISCONSIN	EAU CLAIRE	M	00-04 yrs	1.9	2.4	3.4	17.6	45.1	48.7	51.4	54.0	52.5	52.5	54.0	56.5	55.8	57.4	58.0	58.8	59.1	55.6	48.8
20	WISCONSIN	EAU CLAIRE	M	05-09 yrs	1.8	2.2	2.4	26.0	39.3	45.1	47.8	49.5	49.9	51.2	51.8	52.4	53.6	53.6	54.5	59.7	62.6	60.6	48.4
20	WISCONSIN	EAU CLAIRE	M	10-14 yrs	2.2	2.0	2.6	30.7	45.3	50.5	50.5	49.3	48.8	48.9	48.3	49.5	50.5	50.7	53.4	53.3	57.2	56.3	44.7
20	WISCONSIN	EAU CLAIRE	M	15-19 yrs	1.2	1.2	1.7	25.3	39.7	46.1	47.2	45.9	44.7	43.5	43.7	41.9	40.2	40.3	41.3	44.8	46.5	42.4	33.5
20	WISCONSIN	EAU CLAIRE	M	20-24 yrs	0.7	0.7	0.8	15.3	31.2	37.7	38.9	38.8	37.2	36.5	36.6	36.1	34.9	34.3	33.5	39.2	43.7	37.2	25.3
20	WISCONSIN	EAU CLAIRE	M	25-29 yrs	1.0	0.8	1.0	24.8	45.7	54.6	56.6	58.0	56.7	58.3	55.2	55.1	55.5	52.5	51.5	58.1	60.9	52.0	36.7
20	WISCONSIN	EAU CLAIRE	M	30-34 yrs	1.0	1.0	1.1	28.3	49.9	58.3	62.6	62.1	60.7	61.3	61.7	61.1	62.3	59.5	60.0	65.9	69.2	62.8	45.4
20	WISCONSIN	EAU CLAIRE	M	35-39 yrs	1.6	1.7	1.7	31.0	51.7	59.5	59.3	61.7	59.3	60.7	61.3	62.0	60.9	60.7	60.7	64.6	68.8	64.0	48.3
20	WISCONSIN	EAU CLAIRE	M	40-44 yrs	1.6	1.6	2.0	31.7	50.2	58.8	60.7	62.0	61.9	62.5	59.9	58.5	59.5	57.6	58.4	62.5	65.9	59.3	47.3
20	WISCONSIN	EAU CLAIRE	M	45-49 yrs	1.7	1.7	2.0	35.2	53.1	59.8	62.2	63.7	63.5	61.9	59.9	57.8	58.0	59.3	59.2	61.7	63.1	60.3	47.4
20	WISCONSIN	EAU CLAIRE	M	50-54 yrs	2.2	2.6	3.2	37.9	54.6	59.7	61.3	63.1	62.6	62.9	62.4	61.8	61.5	59.3	57.5	61.1	63.5	58.5	49.5
20	WISCONSIN	EAU CLAIRE	M	55-59 yrs	3.1	3.3	3.3	41.6	56.1	60.9	62.6	63.4	63.0	63.5	61.8	62.4	61.5	61.5	60.4	61.1	62.3	59.2	49.3
20	WISCONSIN	EAU CLAIRE	M	60-64 yrs	4.0	4.7	5.2	43.2	56.9	62.8	63.3	63.7	64.5	65.0	65.1	63.9	63.6	60.4	60.2	60.8	63.1	60.5	50.5
20	WISCONSIN	EAU CLAIRE	M	65-69 yrs	5.4	5.5	6.6	50.8	62.2	63.8	64.9	64.0	64.6	66.3	66.2	65.9	64.3	64.9	64.1	65.2	65.9	64.8	58.6
20	WISCONSIN	EAU CLAIRE	M	70-74 yrs	5.9	7.0	8.9	56.5	65.4	67.4	67.3	68.2	68.2	70.5	70.4	70.3	69.5	65.7	65.8	66.5	68.4	67.4	64.1
20	WISCONSIN	EAU CLAIRE	M	75-79 yrs	6.3	7.5	9.4	61.5	69.8	73.7	71.7	72.9	72.1	71.0	72.2	73.7	72.1	73.0	70.6	72.3	74.8	71.6	67.7
20	WISCONSIN	EAU CLAIRE	M	80-84 yrs	6.5	7.0	7.0	65.3	76.4	76.3	73.5	73.4	75.3	75.1	76.8	75.5	76.6	74.8	75.0	74.0	77.6	77.3	76.0
20	WISCONSIN	EAU CLAIRE	M	85+ yrs	3.6	3.0	3.9	57.6	72.2	74.6	76.8	78.2	80.1	81.0	79.2	79.5	78.7	77.3	79.7	84.4	84.9	89.2	86.0

# REP Census Version 2023 Full Summary

Percent coverage of REP Census (v. 2023) versus the US Census Decennial and Intercensal population estimates (Vintage 2023)

Co.	State	County	Sex	Age Group	2005	2006	2007	2008	2009	2010	2011	2012	2013	2014	2015	2016	2017	2018	2019	2020	2021	2022	2023
21	WISCONSIN	TREMPEALEAU	F	00-04 yrs	1.9	2.8	3.0	14.3	49.1	54.3	51.6	52.3	51.8	50.6	53.7	52.6	54.9	51.9	44.8	39.9	41.7	41.3	41.8
21	WISCONSIN	TREMPEALEAU	F	05-09 yrs	1.8	1.5	2.2	19.8	43.9	51.1	51.9	52.5	52.2	51.7	47.5	49.3	50.4	50.5	48.2	45.6	45.7	44.0	37.5
21	WISCONSIN	TREMPEALEAU	F	10-14 yrs	2.6	2.4	2.0	17.7	41.4	48.7	49.6	50.1	50.3	51.1	51.1	50.2	52.7	52.7	48.3	42.2	46.7	46.9	40.2
21	WISCONSIN	TREMPEALEAU	F	15-19 yrs	1.3	1.8	3.3	29.7	63.3	68.6	65.9	63.0	59.2	56.6	56.7	56.3	59.0	61.6	62.5	65.6	66.9	62.4	52.8
21	WISCONSIN	TREMPEALEAU	F	20-24 yrs	2.5	3.1	3.6	37.8	72.7	91.3	92.9	84.9	80.8	76.9	73.8	71.4	67.7	67.6	69.8	73.6	77.1	71.8	54.7
21	WISCONSIN	TREMPEALEAU	F	25-29 yrs	3.3	3.6	3.2	30.2	57.0	66.4	62.9	67.8	69.4	68.3	68.6	72.7	72.4	64.9	58.7	69.3	70.5	63.6	53.9
21	WISCONSIN	TREMPEALEAU	F	30-34 yrs	3.1	3.7	3.4	28.5	52.4	58.7	61.6	62.9	65.9	66.2	63.2	60.9	63.4	63.2	65.5	71.4	78.3	69.5	53.8
21	WISCONSIN	TREMPEALEAU	F	35-39 yrs	3.1	2.8	3.9	28.9	49.9	58.8	60.6	58.8	54.3	54.0	52.0	56.2	63.3	61.6	59.7	64.6	65.6	62.8	56.4
21	WISCONSIN	TREMPEALEAU	F	40-44 yrs	2.2	1.9	2.7	27.8	54.2	57.0	57.2	56.5	58.5	57.6	56.6	54.4	56.3	54.3	51.8	59.8	64.0	59.0	54.0
21	WISCONSIN	TREMPEALEAU	F	45-49 yrs	3.5	3.7	2.9	29.7	56.2	61.5	61.3	60.9	57.5	57.8	55.1	57.1	59.3	60.7	55.6	62.0	62.9	56.6	43.9
21	WISCONSIN	TREMPEALEAU	F	50-54 yrs	4.5	5.1	5.6	26.4	51.9	56.7	57.6	59.6	60.3	60.6	59.2	59.9	58.6	57.1	54.8	61.3	64.3	58.4	51.9
21	WISCONSIN	TREMPEALEAU	F	55-59 yrs	3.4	3.9	3.7	29.5	54.7	59.2	58.0	57.6	55.2	54.6	54.5	54.3	56.3	59.4	57.9	59.8	61.4	58.9	51.8
21	WISCONSIN	TREMPEALEAU	F	60-64 yrs	6.6	5.4	5.9	32.1	51.9	54.8	56.8	58.2	60.1	59.2	57.1	56.3	54.6	53.5	52.6	57.5	57.7	54.3	51.4
21	WISCONSIN	TREMPEALEAU	F	65-69 yrs	4.4	4.6	5.8	30.8	50.5	56.6	58.5	59.9	60.5	57.8	58.5	59.0	61.5	64.9	62.2	60.5	62.0	58.9	51.0
21	WISCONSIN	TREMPEALEAU	F	70-74 yrs	4.4	5.3	6.0	31.2	48.7	52.1	56.2	58.4	58.8	62.0	61.5	59.4	62.0	66.6	66.6	69.8	69.2	70.0	67.5
21	WISCONSIN	TREMPEALEAU	F	75-79 yrs	6.5	5.8	5.3	34.6	48.0	51.1	53.3	54.2	54.8	53.4	53.3	58.0	58.8	63.4	63.6	70.3	70.5	70.6	69.0
21	WISCONSIN	TREMPEALEAU	F	80-84 yrs	9.4	7.5	4.8	37.5	52.3	57.4	55.0	60.1	58.3	54.4	54.6	53.6	52.6	55.1	57.7	58.7	68.4	64.3	65.1
21	WISCONSIN	TREMPEALEAU	F	85+ yrs	2.5	3.5	3.6	33.8	51.6	56.5	56.1	54.7	54.5	57.5	62.3	56.0	56.3	55.4	54.1	52.8	58.1	59.2	56.8
21	WISCONSIN	TREMPEALEAU	M	00-04 yrs	2.3	2.5	4.0	14.9	50.0	55.5	58.9	56.9	56.1	55.3	54.4	54.0	53.6	50.9	52.9	46.8	47.6	42.9	41.3
21	WISCONSIN	TREMPEALEAU	M	05-09 yrs	1.5	1.6	2.3	19.0	47.1	55.1	55.2	55.6	53.8	52.8	51.8	50.7	52.9	51.2	50.7	46.0	49.9	48.1	43.3
21	WISCONSIN	TREMPEALEAU	M	10-14 yrs	1.6	1.5	2.1	18.7	45.8	50.0	51.5	51.3	54.2	55.6	53.1	51.6	49.8	48.8	44.4	42.8	47.0	46.3	41.4
21	WISCONSIN	TREMPEALEAU	M	15-19 yrs	2.0	1.8	2.3	21.0	50.3	59.9	61.7	59.8	59.9	58.7	56.2	59.2	59.8	60.3	58.4	56.6	55.9	49.6	40.3
21	WISCONSIN	TREMPEALEAU	M	20-24 yrs	2.0	1.5	1.8	19.2	55.9	71.1	75.0	71.1	68.7	60.8	56.3	57.3	59.0	61.4	59.6	65.1	71.3	58.7	44.6
21	WISCONSIN	TREMPEALEAU	M	25-29 yrs	1.2	1.1	1.3	16.4	46.0	62.2	60.7	61.8	63.9	64.8	60.5	59.1	57.6	54.5	55.9	60.8	61.4	55.1	38.5
21	WISCONSIN	TREMPEALEAU	M	30-34 yrs	1.5	1.7	2.0	21.0	40.2	49.5	54.9	52.6	55.0	54.2	54.4	54.6	54.6	54.9	55.7	59.1	66.4	57.6	39.3
21	WISCONSIN	TREMPEALEAU	M	35-39 yrs	1.2	2.1	2.9	19.3	48.0	59.8	60.0	57.6	56.2	55.9	53.6	53.3	55.2	52.7	51.0	56.7	61.4	54.9	40.2
21	WISCONSIN	TREMPEALEAU	M	40-44 yrs	2.2	2.0	2.6	21.4	47.5	55.2	56.0	56.2	56.7	59.1	57.5	55.8	55.0	56.3	52.9	54.5	57.7	51.1	40.1
21	WISCONSIN	TREMPEALEAU	M	45-49 yrs	1.9	2.9	4.4	23.2	47.5	57.1	56.5	56.7	55.8	56.3	53.4	55.8	55.5	55.0	57.6	61.0	61.0	52.6	44.0
21	WISCONSIN	TREMPEALEAU	M	50-54 yrs	3.6	3.3	3.5	22.1	49.4	56.3	59.6	57.7	56.6	56.1	55.1	54.5	59.7	58.7	57.1	57.1	59.1	53.4	42.9
21	WISCONSIN	TREMPEALEAU	M	55-59 yrs	2.8	3.6	4.5	24.6	44.1	52.6	54.5	55.7	56.8	58.4	57.2	57.5	53.7	54.1	55.2	58.7	57.0	54.1	47.4
21	WISCONSIN	TREMPEALEAU	M	60-64 yrs	4.9	6.0	6.4	27.5	48.4	53.1	51.9	55.9	55.5	53.3	50.0	52.6	54.4	56.1	55.7	56.9	59.0	52.9	46.7
21	WISCONSIN	TREMPEALEAU	M	65-69 yrs	6.0	7.3	7.3	29.5	47.0	53.3	56.6	58.5	58.0	58.2	55.4	52.5	52.9	57.4	56.0	54.5	59.8	57.6	51.6
21	WISCONSIN	TREMPEALEAU	M	70-74 yrs	7.6	7.6	8.0	27.0	40.7	45.8	47.0	51.6	55.7	60.9	59.7	60.2	62.3	61.2	62.0	63.8	62.5	63.5	59.8
21	WISCONSIN	TREMPEALEAU	M	75-79 yrs	6.5	8.6	8.8	30.1	50.7	54.4	51.1	49.1	47.0	44.6	47.2	46.8	50.9	58.7	66.0	67.8	69.6	70.1	64.8
21	WISCONSIN	TREMPEALEAU	M	80-84 yrs	6.4	4.7	5.7	39.5	45.2	46.8	45.8	52.7	53.8	57.4	58.2	56.5	51.4	54.3	47.5	53.9	57.6	58.0	61.2
21	WISCONSIN	TREMPEALEAU	M	85+ yrs	2.9	3.1	4.2	38.5	53.4	57.5	56.3	58.1	58.2	54.6	55.5	49.8	53.2	53.3	62.4	60.9	61.6	61.9	55.7

# REP Census Version 2023 Full Summary

Percent coverage of REP Census (v. 2023) versus the US Census Decennial and Intercensal population estimates (Vintage 2023)

Co.	State	County	Sex	Age Group	2005	2006	2007	2008	2009	2010	2011	2012	2013	2014	2015	2016	2017	2018	2019	2020	2021	2022	2023
22	WISCONSIN	LA CROSSE	F	00-04 yrs	2.1	2.1	2.6	7.1	39.8	44.0	44.4	43.9	43.6	42.0	40.7	38.3	37.1	34.9	33.1	33.0	32.2	30.2	27.6
22	WISCONSIN	LA CROSSE	F	05-09 yrs	1.5	1.6	1.6	9.2	35.2	40.3	41.0	41.6	40.5	40.7	40.4	38.8	36.5	34.9	33.1	34.5	34.6	32.9	29.4
22	WISCONSIN	LA CROSSE	F	10-14 yrs	1.3	1.3	1.5	10.2	36.1	40.0	41.8	41.6	41.9	42.0	40.3	39.7	38.7	36.6	32.5	34.3	36.2	32.8	28.5
22	WISCONSIN	LA CROSSE	F	15-19 yrs	1.2	1.5	1.7	10.2	31.9	36.6	36.4	35.9	35.1	34.2	35.5	35.4	32.8	30.6	29.1	36.2	37.8	28.6	22.8
22	WISCONSIN	LA CROSSE	F	20-24 yrs	1.7	1.6	1.5	10.6	30.8	40.7	42.3	39.3	37.7	36.5	35.7	36.1	33.5	29.8	29.9	38.6	44.1	30.5	23.7
22	WISCONSIN	LA CROSSE	F	25-29 yrs	2.6	2.8	2.7	18.2	44.1	53.6	56.4	58.1	59.1	57.3	55.9	54.7	48.1	43.3	39.2	43.9	46.5	37.8	31.5
22	WISCONSIN	LA CROSSE	F	30-34 yrs	2.8	2.8	2.4	16.5	41.3	49.3	51.4	52.5	50.5	51.5	49.4	49.5	49.6	46.5	41.2	48.0	49.5	39.4	31.9
22	WISCONSIN	LA CROSSE	F	35-39 yrs	2.6	2.4	3.3	18.5	42.7	48.7	48.3	49.8	48.8	48.5	48.9	48.4	47.0	44.1	40.5	46.5	45.7	39.6	33.2
22	WISCONSIN	LA CROSSE	F	40-44 yrs	2.8	2.6	2.5	16.5	41.9	47.7	49.9	49.8	51.9	50.5	49.3	47.8	45.5	44.1	42.2	46.3	46.7	39.8	34.4
22	WISCONSIN	LA CROSSE	F	45-49 yrs	3.3	3.0	2.9	17.8	42.3	49.0	51.0	52.3	49.9	49.3	47.7	49.6	47.9	46.4	43.1	48.8	48.2	40.3	33.8
22	WISCONSIN	LA CROSSE	F	50-54 yrs	3.4	3.6	3.7	18.9	42.5	48.0	47.4	47.3	47.7	47.6	48.6	47.3	47.3	45.5	41.8	45.2	47.4	40.0	37.5
22	WISCONSIN	LA CROSSE	F	55-59 yrs	4.1	4.1	4.4	18.6	41.9	45.4	47.4	48.5	48.1	47.7	46.9	46.4	45.4	44.5	42.1	44.8	44.5	39.7	33.8
22	WISCONSIN	LA CROSSE	F	60-64 yrs	4.5	5.0	4.7	21.0	43.7	46.7	47.7	47.4	47.8	46.4	44.5	46.5	47.2	45.2	40.9	41.1	41.6	37.7	33.8
22	WISCONSIN	LA CROSSE	F	65-69 yrs	4.9	5.4	5.3	21.4	39.9	45.4	45.3	44.0	44.8	45.4	44.9	43.6	44.0	44.1	42.1	42.4	43.8	41.0	37.5
22	WISCONSIN	LA CROSSE	F	70-74 yrs	5.6	5.2	5.8	21.7	36.9	38.3	38.5	41.1	42.0	41.4	43.2	43.5	41.8	42.6	42.8	43.3	43.7	43.0	42.5
22	WISCONSIN	LA CROSSE	F	75-79 yrs	4.8	4.8	5.5	25.7	39.6	41.1	40.3	40.4	39.0	38.9	36.5	36.7	39.6	40.4	39.8	43.1	43.7	41.5	40.6
22	WISCONSIN	LA CROSSE	F	80-84 yrs	5.3	5.7	5.1	26.3	42.1	43.5	42.4	43.7	44.3	42.1	41.3	39.9	37.2	35.5	36.8	38.0	39.2	41.3	41.4
22	WISCONSIN	LA CROSSE	F	85+ yrs	3.5	4.1	4.3	29.0	47.0	48.3	46.2	46.5	44.7	44.1	41.7	40.9	39.3	37.5	36.5	39.8	39.6	40.1	39.6
22	WISCONSIN	LA CROSSE	M	00-04 yrs	2.1	2.6	2.9	7.6	39.1	42.1	43.4	43.7	43.9	42.7	42.2	42.6	40.4	37.0	32.8	30.5	30.2	27.7	25.2
22	WISCONSIN	LA CROSSE	M	05-09 yrs	2.0	1.8	2.0	10.1	33.4	38.8	38.8	41.0	41.1	42.1	41.3	40.9	39.2	38.1	34.9	35.1	35.8	32.8	28.4
22	WISCONSIN	LA CROSSE	M	10-14 yrs	1.4	1.6	1.9	10.3	34.6	39.5	40.0	39.3	39.2	39.0	38.6	37.6	37.8	35.8	35.4	36.2	36.6	32.9	29.2
22	WISCONSIN	LA CROSSE	M	15-19 yrs	1.1	1.2	1.3	9.0	33.1	40.6	42.6	42.6	41.9	41.1	39.3	39.8	36.5	34.1	32.3	38.0	39.1	31.3	25.0
22	WISCONSIN	LA CROSSE	M	20-24 yrs	0.8	0.8	0.9	7.4	28.1	40.4	42.9	43.2	42.0	38.9	37.0	36.5	33.7	30.9	30.9	37.7	42.3	31.2	22.6
22	WISCONSIN	LA CROSSE	M	25-29 yrs	1.7	1.2	1.4	11.1	38.1	49.0	54.8	56.3	56.7	55.2	50.4	49.5	45.3	41.6	38.5	42.9	46.7	38.8	29.2
22	WISCONSIN	LA CROSSE	M	30-34 yrs	1.8	1.8	1.8	13.1	38.3	49.6	52.3	53.4	53.1	51.5	51.1	50.2	47.5	44.7	41.6	46.4	47.9	39.5	29.5
22	WISCONSIN	LA CROSSE	M	35-39 yrs	1.9	1.5	1.9	11.2	37.9	48.1	50.4	51.8	51.5	50.9	49.4	48.9	45.3	43.2	41.7	43.8	45.5	40.2	32.2
22	WISCONSIN	LA CROSSE	M	40-44 yrs	2.1	2.2	2.0	13.9	38.2	47.9	51.0	50.3	50.3	49.9	49.6	48.6	47.8	45.0	43.1	44.9	44.0	37.2	30.3
22	WISCONSIN	LA CROSSE	M	45-49 yrs	2.3	1.9	2.8	14.1	38.6	47.4	49.5	52.1	52.5	50.9	49.0	48.4	46.1	45.3	43.7	45.9	46.8	40.5	32.8
22	WISCONSIN	LA CROSSE	M	50-54 yrs	3.2	3.4	4.0	14.6	38.0	45.0	47.5	48.6	49.5	50.5	50.2	49.5	48.9	47.4	45.2	46.2	46.3	39.7	33.7
22	WISCONSIN	LA CROSSE	M	55-59 yrs	4.3	4.2	4.8	16.7	37.1	44.5	46.5	48.1	47.5	46.8	47.1	47.4	47.3	45.8	44.5	45.6	45.3	40.0	34.5
22	WISCONSIN	LA CROSSE	M	60-64 yrs	5.8	6.5	5.9	19.5	40.5	45.4	45.1	45.4	46.8	46.7	45.5	45.9	45.0	43.6	41.6	41.3	42.7	39.0	34.9
22	WISCONSIN	LA CROSSE	M	65-69 yrs	6.7	6.5	6.8	21.1	39.3	41.9	43.1	43.1	43.0	44.2	44.6	44.0	42.2	43.0	41.8	40.9	41.1	38.9	35.1
22	WISCONSIN	LA CROSSE	M	70-74 yrs	6.7	7.0	8.1	21.7	34.9	39.0	41.0	41.9	43.0	43.3	42.0	41.1	42.3	42.0	42.1	42.5	42.7	41.4	38.8
22	WISCONSIN	LA CROSSE	M	75-79 yrs	7.4	7.0	8.5	21.1	33.1	34.6	35.4	37.1	39.8	42.0	39.9	38.8	39.6	40.6	40.1	40.2	41.8	43.0	40.3
22	WISCONSIN	LA CROSSE	M	80-84 yrs	6.7	8.3	10.1	26.2	37.2	39.9	38.4	36.3	36.4	35.3	36.0	36.9	37.7	38.3	39.4	39.2	39.3	40.3	40.6
22	WISCONSIN	LA CROSSE	M	85+ yrs	6.7	5.9	5.5	25.3	39.0	42.4	40.8	40.7	39.3	38.4	36.1	37.6	36.1	34.3	32.6	36.6	37.5	39.1	36.8

# REP Census Version 2023 Full Summary

Percent coverage of REP Census (v. 2023) versus the US Census Decennial and Intercensal population estimates (Vintage 2023)

Co.	State	County	Sex	Age Group	2005	2006	2007	2008	2009	2010	2011	2012	2013	2014	2015	2016	2017	2018	2019	2020	2021	2022	2023
23	WISCONSIN	BUFFALO	F	00-04 yrs	4.4	2.4	2.8	17.5	47.2	54.9	55.7	57.9	61.9	56.8	61.5	58.7	55.7	53.4	52.7	51.1	46.6	46.9	41.7
23	WISCONSIN	BUFFALO	F	05-09 yrs	2.1	1.9	2.4	22.8	42.5	52.5	56.1	55.7	57.4	55.1	54.9	54.2	56.5	54.5	53.4	52.4	56.7	50.9	41.2
23	WISCONSIN	BUFFALO	F	10-14 yrs	3.0	2.9	3.0	21.5	37.7	47.5	55.6	61.2	56.9	57.6	57.0	57.5	53.4	47.5	47.8	46.2	49.3	45.6	42.0
23	WISCONSIN	BUFFALO	F	15-19 yrs	6.6	6.2	5.7	32.9	61.1	70.1	69.3	69.1	73.4	68.2	63.9	64.6	67.3	60.8	58.9	59.5	54.5	52.4	46.4
23	WISCONSIN	BUFFALO	F	20-24 yrs	7.7	6.8	5.9	35.4	67.7	87.3	86.7	79.6	78.1	83.8	79.4	69.5	74.5	73.3	68.0	68.8	72.9	61.4	54.9
23	WISCONSIN	BUFFALO	F	25-29 yrs	6.8	7.7	6.2	33.4	54.6	66.0	70.1	79.1	86.4	79.1	76.4	82.6	77.7	67.3	65.0	65.4	63.5	54.2	48.2
23	WISCONSIN	BUFFALO	F	30-34 yrs	7.0	7.3	8.0	30.3	52.2	61.8	68.0	67.2	63.6	68.0	67.7	71.4	68.9	65.5	63.9	65.2	66.6	64.8	50.6
23	WISCONSIN	BUFFALO	F	35-39 yrs	6.9	6.2	6.9	30.7	54.9	63.0	62.7	65.4	64.0	61.3	64.2	64.3	58.3	54.3	55.3	54.4	56.1	50.7	44.9
23	WISCONSIN	BUFFALO	F	40-44 yrs	8.0	7.5	6.3	32.6	50.5	55.7	55.4	59.6	63.2	65.4	68.0	65.8	64.9	61.3	56.7	55.6	57.3	51.0	39.3
23	WISCONSIN	BUFFALO	F	45-49 yrs	7.4	7.3	7.5	29.6	49.0	56.3	61.2	63.2	63.9	63.8	60.7	67.0	63.6	59.6	58.1	56.2	59.2	58.7	50.4
23	WISCONSIN	BUFFALO	F	50-54 yrs	11.3	12.1	11.2	34.6	51.5	58.7	57.5	60.0	60.7	62.0	62.4	62.8	60.6	57.0	54.6	52.5	55.9	51.4	50.8
23	WISCONSIN	BUFFALO	F	55-59 yrs	11.5	12.2	10.4	33.6	52.6	59.8	58.5	65.3	66.6	64.4	63.9	61.0	57.6	53.6	54.3	56.4	53.9	52.3	44.9
23	WISCONSIN	BUFFALO	F	60-64 yrs	16.7	13.9	16.0	36.8	53.8	59.1	61.2	58.3	58.7	61.3	65.0	65.0	68.9	62.7	54.8	53.4	52.3	47.4	43.5
23	WISCONSIN	BUFFALO	F	65-69 yrs	16.1	17.6	17.3	43.5	57.0	63.7	65.7	66.5	69.6	67.0	65.0	66.8	65.1	64.2	58.6	56.8	58.0	58.0	51.4
23	WISCONSIN	BUFFALO	F	70-74 yrs	15.1	10.2	14.1	38.7	56.5	63.1	61.9	63.1	63.6	64.1	65.6	67.2	69.3	73.2	67.8	64.7	59.2	56.5	55.5
23	WISCONSIN	BUFFALO	F	75-79 yrs	17.9	17.3	17.7	42.4	57.1	61.4	66.1	62.6	62.8	66.8	67.9	65.7	65.0	63.1	61.8	65.9	65.7	61.3	59.0
23	WISCONSIN	BUFFALO	F	80-84 yrs	14.6	15.6	15.1	54.6	64.5	68.6	69.7	75.5	66.8	65.6	67.7	74.9	67.7	66.7	65.3	67.6	58.7	62.1	57.1
23	WISCONSIN	BUFFALO	F	85+ yrs	12.8	11.0	9.2	49.8	72.0	75.0	78.6	70.6	71.8	62.4	60.1	60.8	70.3	72.5	65.6	70.5	65.5	60.3	57.3
23	WISCONSIN	BUFFALO	M	00-04 yrs	4.0	5.1	5.0	18.5	47.5	49.5	59.5	59.9	62.0	67.0	63.3	64.8	64.5	57.6	56.9	55.6	52.2	46.0	43.3
23	WISCONSIN	BUFFALO	M	05-09 yrs	7.6	7.2	7.1	24.0	46.7	60.0	56.4	59.0	60.7	62.2	59.0	58.6	57.1	57.1	49.1	47.3	51.4	49.5	43.4
23	WISCONSIN	BUFFALO	M	10-14 yrs	3.5	4.0	4.6	25.0	45.4	54.2	55.7	57.8	59.3	63.0	66.1	62.7	61.0	56.4	52.9	47.6	44.3	42.4	39.5
23	WISCONSIN	BUFFALO	M	15-19 yrs	4.1	5.6	4.8	23.2	48.9	61.3	64.9	65.5	68.3	64.7	63.5	61.2	60.3	60.8	61.3	61.6	54.3	52.9	46.2
23	WISCONSIN	BUFFALO	M	20-24 yrs	6.5	5.0	4.4	22.3	42.3	65.7	70.1	71.3	62.5	64.2	57.2	58.7	61.8	57.1	53.2	60.7	62.0	51.8	41.8
23	WISCONSIN	BUFFALO	M	25-29 yrs	2.4	3.2	4.2	19.1	41.3	49.6	57.4	63.3	62.6	59.8	59.9	60.0	56.3	50.6	51.0	53.9	54.3	41.8	34.3
23	WISCONSIN	BUFFALO	M	30-34 yrs	4.8	4.1	5.4	22.5	45.5	54.3	59.8	60.2	65.9	63.1	60.8	59.3	58.2	55.1	52.1	57.1	58.3	51.6	38.2
23	WISCONSIN	BUFFALO	M	35-39 yrs	8.1	6.7	4.7	24.6	42.5	52.6	56.1	61.4	61.2	67.3	62.1	59.0	52.7	55.5	54.5	52.5	54.7	48.2	36.7
23	WISCONSIN	BUFFALO	M	40-44 yrs	6.1	5.9	6.4	27.3	46.4	57.7	55.2	56.9	61.1	55.8	61.5	62.1	58.8	54.0	53.2	46.4	52.2	46.9	35.2
23	WISCONSIN	BUFFALO	M	45-49 yrs	5.8	6.3	5.9	25.2	46.3	53.6	55.5	55.9	55.8	62.2	62.7	60.8	61.2	60.5	56.6	52.5	55.9	47.7	38.4
23	WISCONSIN	BUFFALO	M	50-54 yrs	10.4	11.8	11.5	30.1	49.6	56.3	60.8	61.7	62.0	60.3	59.5	60.9	59.5	56.1	53.2	52.9	55.8	50.6	45.4
23	WISCONSIN	BUFFALO	M	55-59 yrs	10.2	9.4	11.7	32.8	52.4	57.6	62.2	61.3	63.0	65.1	64.8	63.2	62.2	57.1	57.0	57.0	54.7	48.0	40.0
23	WISCONSIN	BUFFALO	M	60-64 yrs	12.3	13.4	14.7	33.0	46.5	53.1	53.0	56.6	58.3	63.6	62.3	59.9	63.0	61.8	57.6	53.1	52.4	47.3	42.5
23	WISCONSIN	BUFFALO	M	65-69 yrs	20.5	18.5	18.7	44.4	56.7	59.1	61.7	56.4	56.9	58.2	59.8	58.6	61.8	60.4	59.7	59.3	57.9	49.7	44.5
23	WISCONSIN	BUFFALO	M	70-74 yrs	13.2	15.7	16.9	37.5	56.9	62.4	65.4	69.1	68.1	69.1	65.1	64.4	60.6	62.8	61.7	58.6	54.7	57.3	52.3
23	WISCONSIN	BUFFALO	M	75-79 yrs	24.3	20.7	25.6	46.0	56.7	56.9	63.9	69.6	68.1	69.2	66.8	69.0	71.5	70.6	60.1	60.2	59.9	55.3	58.2
23	WISCONSIN	BUFFALO	M	80-84 yrs	15.3	19.4	21.9	48.5	59.2	68.8	65.5	64.8	65.1	65.9	60.6	70.4	72.7	64.2	58.1	61.0	59.8	64.2	59.9
23	WISCONSIN	BUFFALO	M	85+ yrs	20.4	21.1	21.4	58.0	74.3	68.6	69.8	72.9	72.4	72.6	79.9	67.8	64.6	69.7	64.6	60.6	62.6	58.9	60.5



# REP Census Version 2023 Full Summary

Percent coverage of REP Census (v. 2023) versus the US Census Decennial and Intercensal population estimates (Vintage 2023)

Co.	State	County	Sex	Age Group	2005	2006	2007	2008	2009	2010	2011	2012	2013	2014	2015	2016	2017	2018	2019	2020	2021	2022	2023
25	WISCONSIN	DUNN	F	00-04 yrs	1.2	1.8	2.0	18.4	57.6	81.0	83.6	90.8	89.7	88.9	86.9	90.8	85.4	84.8	81.9	79.7	79.4	75.8	67.8
25	WISCONSIN	DUNN	F	05-09 yrs	1.8	1.7	1.6	22.9	54.2	73.7	79.6	82.5	82.5	81.3	82.6	80.1	82.3	82.1	82.0	81.4	81.2	80.6	71.6
25	WISCONSIN	DUNN	F	10-14 yrs	1.2	1.1	1.5	24.4	52.0	70.6	77.4	79.5	78.7	79.0	80.2	84.3	80.5	77.0	77.0	80.0	78.6	78.6	70.0
25	WISCONSIN	DUNN	F	15-19 yrs	1.3	0.9	1.1	21.4	38.8	50.0	52.0	50.6	51.5	52.4	49.9	48.7	49.8	48.8	49.8	53.6	62.7	51.2	44.1
25	WISCONSIN	DUNN	F	20-24 yrs	1.3	1.1	1.0	16.3	34.5	46.3	49.4	48.5	46.6	45.8	43.2	44.0	44.1	42.8	43.7	48.0	53.7	44.5	37.7
25	WISCONSIN	DUNN	F	25-29 yrs	1.9	2.3	2.9	41.7	69.8	83.5	89.9	88.6	94.8	98.6	95.8	93.7	89.9	88.5	83.6	84.7	85.5	76.9	66.7
25	WISCONSIN	DUNN	F	30-34 yrs	2.8	3.3	2.8	38.9	69.9	81.6	86.1	90.2	86.7	90.2	85.5	85.4	85.5	87.0	90.0	92.7	93.7	89.0	75.4
25	WISCONSIN	DUNN	F	35-39 yrs	2.3	2.7	2.9	37.8	66.1	79.4	85.7	85.7	82.9	82.2	81.9	83.2	83.3	80.2	80.9	83.4	85.5	83.4	74.4
25	WISCONSIN	DUNN	F	40-44 yrs	4.0	4.0	4.2	44.6	69.2	77.7	82.6	83.4	85.4	82.2	81.2	81.8	80.6	78.6	77.1	79.8	81.2	78.2	70.5
25	WISCONSIN	DUNN	F	45-49 yrs	3.6	4.3	4.6	44.7	71.4	78.6	82.2	83.8	83.3	82.3	80.0	81.8	80.0	81.0	79.8	82.2	83.5	82.1	70.2
25	WISCONSIN	DUNN	F	50-54 yrs	4.2	4.5	4.1	47.7	71.0	79.3	78.4	80.0	82.8	82.5	80.3	81.7	80.9	81.6	79.3	82.2	82.8	81.8	76.2
25	WISCONSIN	DUNN	F	55-59 yrs	5.8	5.6	6.1	50.3	75.3	82.0	83.0	83.2	82.4	85.8	81.2	78.6	76.8	77.0	79.7	82.0	81.9	78.8	73.7
25	WISCONSIN	DUNN	F	60-64 yrs	6.1	6.5	5.9	53.2	74.0	83.4	86.1	86.6	86.1	81.8	81.7	80.4	83.4	81.3	80.8	81.1	80.5	78.6	72.9
25	WISCONSIN	DUNN	F	65-69 yrs	7.9	7.5	8.0	64.4	85.3	88.3	89.3	87.8	88.1	87.8	87.3	89.6	89.6	88.6	86.2	87.0	88.7	89.7	81.6
25	WISCONSIN	DUNN	F	70-74 yrs	6.1	7.7	7.6	65.8	82.9	89.4	92.3	94.1	89.4	93.2	91.1	92.5	90.0	94.0	95.0	95.4	95.0	90.0	88.9
25	WISCONSIN	DUNN	F	75-79 yrs	6.5	6.1	7.1	72.6	84.1	88.5	86.9	89.1	87.6	86.2	89.3	90.8	95.5	90.7	93.4	97.4	98.2	96.0	97.5
25	WISCONSIN	DUNN	F	80-84 yrs	5.0	5.1	5.5	70.4	85.5	86.6	88.9	87.2	91.4	86.8	88.9	85.4	87.9	88.5	88.4	99.5	101.2	105.4	96.7
25	WISCONSIN	DUNN	F	85+ yrs	3.2	2.1	2.5	53.5	78.4	84.9	85.4	87.6	84.7	79.4	75.5	77.9	75.6	75.0	73.5	87.7	93.1	94.6	99.0
25	WISCONSIN	DUNN	M	00-04 yrs	2.8	2.8	3.2	16.4	56.7	81.4	87.7	92.5	90.3	93.0	88.3	89.6	87.7	87.1	84.4	83.5	84.3	80.8	72.8
25	WISCONSIN	DUNN	M	05-09 yrs	2.4	2.1	2.9	23.2	52.1	71.2	74.9	77.9	81.6	80.3	84.2	86.7	87.0	87.4	84.8	84.8	82.3	80.7	72.0
25	WISCONSIN	DUNN	M	10-14 yrs	2.0	2.2	2.5	23.5	51.5	72.0	80.8	80.7	79.2	80.1	77.1	74.4	77.5	78.4	79.4	79.0	81.6	82.0	71.1
25	WISCONSIN	DUNN	M	15-19 yrs	1.1	1.4	1.7	16.0	34.6	46.6	52.3	54.2	53.4	54.0	53.5	54.2	53.2	51.6	52.7	57.8	64.1	52.0	44.0
25	WISCONSIN	DUNN	M	20-24 yrs	0.9	0.7	1.0	8.9	22.2	34.6	39.3	42.2	45.1	46.0	42.2	41.9	40.7	39.4	39.5	45.3	53.0	41.2	28.8
25	WISCONSIN	DUNN	M	25-29 yrs	1.7	1.6	2.0	19.8	46.0	63.9	72.1	73.7	72.5	74.8	77.5	77.4	74.5	74.6	72.1	74.2	71.9	61.7	51.4
25	WISCONSIN	DUNN	M	30-34 yrs	1.3	1.4	1.6	24.0	50.8	73.2	82.6	83.3	79.5	79.5	79.3	80.0	80.9	77.8	77.1	80.5	78.3	73.4	58.1
25	WISCONSIN	DUNN	M	35-39 yrs	1.2	1.5	2.1	24.7	49.4	70.1	79.4	80.3	80.9	80.7	80.6	80.2	78.5	75.9	75.6	77.2	79.9	74.1	59.8
25	WISCONSIN	DUNN	M	40-44 yrs	2.2	2.8	3.0	27.0	54.8	70.7	74.6	76.9	78.1	77.0	76.1	78.8	78.4	77.8	76.6	77.4	77.7	72.5	57.9
25	WISCONSIN	DUNN	M	45-49 yrs	2.0	2.5	2.6	30.6	54.0	70.2	75.9	78.6	77.7	78.3	78.7	76.4	76.2	74.2	74.5	76.5	78.0	73.0	62.9
25	WISCONSIN	DUNN	M	50-54 yrs	2.8	3.2	3.2	35.6	61.0	72.7	76.9	75.9	77.1	79.6	79.5	78.1	77.9	76.4	74.7	75.4	77.6	74.5	62.9
25	WISCONSIN	DUNN	M	55-59 yrs	4.8	4.6	5.1	37.8	63.9	75.2	79.1	80.6	79.3	80.4	80.2	76.9	75.3	76.5	75.9	77.2	76.2	73.5	64.0
25	WISCONSIN	DUNN	M	60-64 yrs	6.0	6.2	7.5	43.0	69.2	79.7	79.4	81.9	85.2	82.2	80.7	81.2	80.1	78.2	78.4	77.1	79.1	74.5	67.7
25	WISCONSIN	DUNN	M	65-69 yrs	8.6	7.7	9.4	58.7	73.9	84.8	87.6	87.4	85.0	85.6	84.9	85.2	83.3	82.3	82.7	83.8	83.1	83.2	76.4
25	WISCONSIN	DUNN	M	70-74 yrs	9.5	9.1	9.8	65.0	80.5	86.0	86.9	87.6	91.5	90.2	90.2	91.5	91.2	86.7	85.1	87.9	89.3	89.3	84.2
25	WISCONSIN	DUNN	M	75-79 yrs	9.2	10.5	9.6	69.3	84.1	91.0	91.8	89.8	89.3	93.3	92.1	89.8	92.4	94.8	94.7	99.7	98.3	98.1	92.5
25	WISCONSIN	DUNN	M	80-84 yrs	7.8	9.0	9.5	71.4	85.9	89.1	88.3	91.2	90.2	90.7	88.9	92.6	91.9	90.7	88.4	94.0	98.0	98.3	103.5
25	WISCONSIN	DUNN	M	85+ yrs	5.3	4.7	5.0	59.8	82.8	89.2	85.9	85.9	84.5	81.2	81.5	80.4	80.7	79.4	80.2	98.1	102.1	103.1	95.7

# REP Census Version 2023 Full Summary

Percent coverage of REP Census (v. 2023) versus the US Census Decennial and Intercensal population estimates (Vintage 2023)

Co.	State	County	Sex	Age Group	Percent coverage of REP Census (v. 2023) versus the US Census Decennial and Intercensal population estimates (Vintage 2023)																		
					2005	2006	2007	2008	2009	2010	2011	2012	2013	2014	2015	2016	2017	2018	2019	2020	2021	2022	2023
26	WISCONSIN	BARRON	F	00-04 yrs	0.5	0.6	0.6	9.7	28.1	32.1	34.6	35.7	35.5	38.5	37.6	40.5	38.1	39.3	38.2	38.8	38.9	37.4	33.0
26	WISCONSIN	BARRON	F	05-09 yrs	0.4	0.5	1.0	13.2	22.3	25.4	29.3	32.1	34.6	37.6	38.0	37.7	38.8	38.4	37.1	40.4	44.9	40.5	33.8
26	WISCONSIN	BARRON	F	10-14 yrs	0.7	0.8	0.9	14.3	24.9	27.8	27.3	28.7	29.7	33.1	32.5	35.3	36.9	41.0	41.0	42.8	43.2	39.9	33.5
26	WISCONSIN	BARRON	F	15-19 yrs	0.8	0.9	1.3	20.8	34.5	39.4	41.6	42.2	44.9	45.0	46.6	44.0	45.9	45.0	48.2	48.3	50.8	47.3	38.2
26	WISCONSIN	BARRON	F	20-24 yrs	1.2	1.3	1.3	24.6	44.2	53.8	53.7	56.4	58.9	58.8	60.0	56.6	56.4	54.2	56.6	57.9	61.9	52.3	41.7
26	WISCONSIN	BARRON	F	25-29 yrs	1.1	2.0	2.5	21.8	32.9	40.6	45.2	48.2	52.6	55.3	55.9	57.6	53.5	51.4	50.8	56.3	55.9	53.5	43.1
26	WISCONSIN	BARRON	F	30-34 yrs	0.9	1.4	1.6	19.0	29.7	35.7	41.0	42.5	44.6	48.8	50.3	51.9	50.2	51.5	52.7	58.2	61.9	56.2	45.3
26	WISCONSIN	BARRON	F	35-39 yrs	1.5	1.2	1.4	17.4	28.7	34.2	36.4	40.4	40.6	44.3	44.7	47.2	48.4	45.7	46.9	50.7	53.5	47.8	42.7
26	WISCONSIN	BARRON	F	40-44 yrs	1.2	1.6	1.6	20.3	29.8	33.4	34.6	38.7	41.6	42.1	44.4	45.2	44.3	44.5	44.2	52.0	53.0	47.1	38.7
26	WISCONSIN	BARRON	F	45-49 yrs	2.5	1.9	1.8	18.6	26.5	31.5	35.4	38.7	39.7	42.3	42.6	43.9	44.5	44.4	45.0	48.4	51.4	47.0	39.3
26	WISCONSIN	BARRON	F	50-54 yrs	2.6	2.4	2.7	20.1	29.5	32.5	35.1	36.6	39.5	41.0	41.4	42.7	42.9	43.4	42.6	45.8	48.6	44.9	39.6
26	WISCONSIN	BARRON	F	55-59 yrs	3.7	3.7	3.3	20.5	30.5	35.0	33.4	35.5	37.9	39.0	40.2	41.1	41.3	41.4	39.9	43.3	47.0	45.7	38.2
26	WISCONSIN	BARRON	F	60-64 yrs	4.1	5.1	3.9	24.7	32.4	34.0	36.3	35.4	37.5	37.7	39.3	37.6	38.9	39.1	38.2	41.7	45.4	42.1	37.3
26	WISCONSIN	BARRON	F	65-69 yrs	4.5	4.7	5.2	27.9	36.0	40.4	40.8	41.8	40.4	39.5	41.6	42.5	40.0	44.4	43.6	43.6	44.6	45.0	40.8
26	WISCONSIN	BARRON	F	70-74 yrs	4.0	4.3	4.2	27.5	36.2	40.7	41.5	42.2	43.5	45.5	44.3	43.8	46.3	45.4	47.5	48.8	51.9	49.5	46.1
26	WISCONSIN	BARRON	F	75-79 yrs	3.0	3.6	4.1	30.7	37.8	39.3	40.5	41.7	42.1	46.0	46.1	45.6	44.5	48.2	47.4	47.4	49.2	52.9	49.8
26	WISCONSIN	BARRON	F	80-84 yrs	3.6	3.7	3.4	31.1	38.8	41.0	43.3	43.5	45.3	43.1	45.0	46.5	48.1	43.5	46.1	49.6	50.5	49.2	50.2
26	WISCONSIN	BARRON	F	85+ yrs	0.9	1.2	1.9	33.1	41.1	42.1	40.7	41.7	41.9	42.2	42.5	45.9	47.0	48.7	46.3	48.4	49.9	48.5	47.8
26	WISCONSIN	BARRON	M	00-04 yrs	1.3	1.3	1.2	8.8	25.6	29.5	31.3	33.1	34.8	36.5	37.7	38.2	40.1	40.8	42.5	43.1	44.0	44.0	40.3
26	WISCONSIN	BARRON	M	05-09 yrs	0.9	0.9	1.4	13.1	22.6	26.9	29.3	30.8	33.7	34.8	36.8	37.4	35.5	37.6	39.0	40.2	44.4	43.1	34.8
26	WISCONSIN	BARRON	M	10-14 yrs	0.9	1.0	1.2	14.3	24.1	27.3	28.8	29.7	31.4	33.7	32.8	34.1	34.5	35.7	37.1	38.8	41.5	37.4	32.0
26	WISCONSIN	BARRON	M	15-19 yrs	0.8	0.6	0.6	15.0	31.1	37.4	37.9	40.3	42.3	45.9	44.7	45.1	44.2	41.7	40.8	41.8	42.5	39.4	29.5
26	WISCONSIN	BARRON	M	20-24 yrs	0.8	0.8	0.9	13.7	30.7	44.5	48.9	51.5	52.3	54.3	53.3	50.6	47.0	46.6	47.6	49.4	53.7	45.2	30.2
26	WISCONSIN	BARRON	M	25-29 yrs	1.2	1.3	1.0	15.0	29.3	37.9	42.6	46.3	51.4	55.4	57.0	53.0	48.4	45.0	43.6	44.0	49.3	42.2	27.7
26	WISCONSIN	BARRON	M	30-34 yrs	0.9	1.1	1.2	13.1	27.3	34.8	41.6	47.7	52.2	52.3	54.9	56.4	54.6	52.9	52.7	53.6	53.8	44.2	29.1
26	WISCONSIN	BARRON	M	35-39 yrs	0.5	0.8	0.9	16.8	28.1	34.8	38.4	40.7	43.5	49.1	50.4	51.5	48.2	45.8	46.5	49.4	50.7	44.8	33.2
26	WISCONSIN	BARRON	M	40-44 yrs	1.2	1.3	1.7	16.2	28.6	36.0	39.1	41.2	43.8	45.5	47.0	46.7	43.9	44.5	46.3	49.4	53.5	44.8	32.5
26	WISCONSIN	BARRON	M	45-49 yrs	1.5	1.5	1.2	15.8	26.8	33.6	40.0	41.2	42.0	44.1	44.2	44.4	44.7	44.2	43.4	48.0	50.1	41.2	32.2
26	WISCONSIN	BARRON	M	50-54 yrs	1.9	1.8	2.0	18.1	27.4	32.9	35.3	40.3	42.2	45.6	45.3	46.4	46.9	44.6	44.0	44.8	45.4	42.8	37.2
26	WISCONSIN	BARRON	M	55-59 yrs	2.9	2.6	2.6	18.7	30.1	35.6	36.8	39.4	41.8	43.6	44.5	43.0	43.4	41.1	43.0	43.8	46.4	41.4	33.1
26	WISCONSIN	BARRON	M	60-64 yrs	4.5	4.3	5.1	25.2	33.8	35.2	36.8	37.0	37.8	37.8	39.4	38.2	38.2	39.0	39.7	40.6	41.4	40.9	34.7
26	WISCONSIN	BARRON	M	65-69 yrs	6.6	6.8	6.9	28.4	38.2	40.7	39.2	39.6	41.3	40.9	40.4	39.7	39.5	38.5	37.5	38.3	41.5	40.6	36.8
26	WISCONSIN	BARRON	M	70-74 yrs	6.7	6.7	6.1	29.9	38.6	45.9	45.0	43.8	43.2	46.4	47.1	43.8	43.5	43.7	42.4	41.8	44.7	43.0	40.7
26	WISCONSIN	BARRON	M	75-79 yrs	6.1	6.6	8.8	34.8	40.3	40.9	44.7	46.8	45.5	48.5	46.2	46.7	46.6	48.2	48.5	49.3	50.7	50.7	47.0
26	WISCONSIN	BARRON	M	80-84 yrs	3.7	4.8	4.6	32.1	38.7	43.7	43.0	44.4	47.9	48.6	48.3	45.2	47.6	44.8	49.1	52.7	53.4	50.6	48.3
26	WISCONSIN	BARRON	M	85+ yrs	4.1	3.1	2.5	31.8	41.4	44.2	43.6	45.0	46.2	47.8	45.5	46.1	48.5	51.8	49.3	53.0	61.9	63.7	54.9

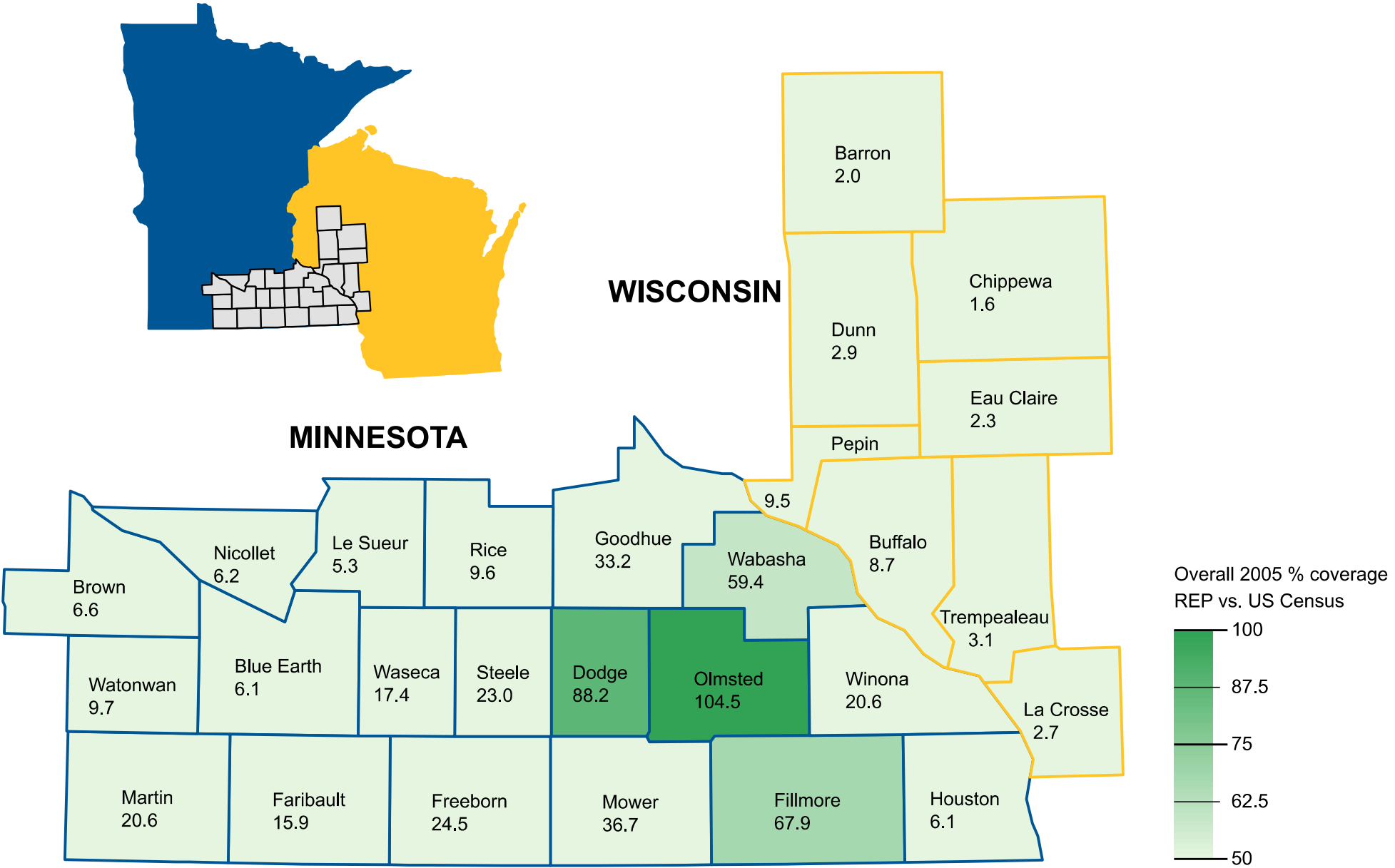
# REP Census Version 2023 Full Summary

## Percent coverage of REP Census (v. 2023) versus the US Census Decennial and Intercensal population estimates (Vintage 2023)

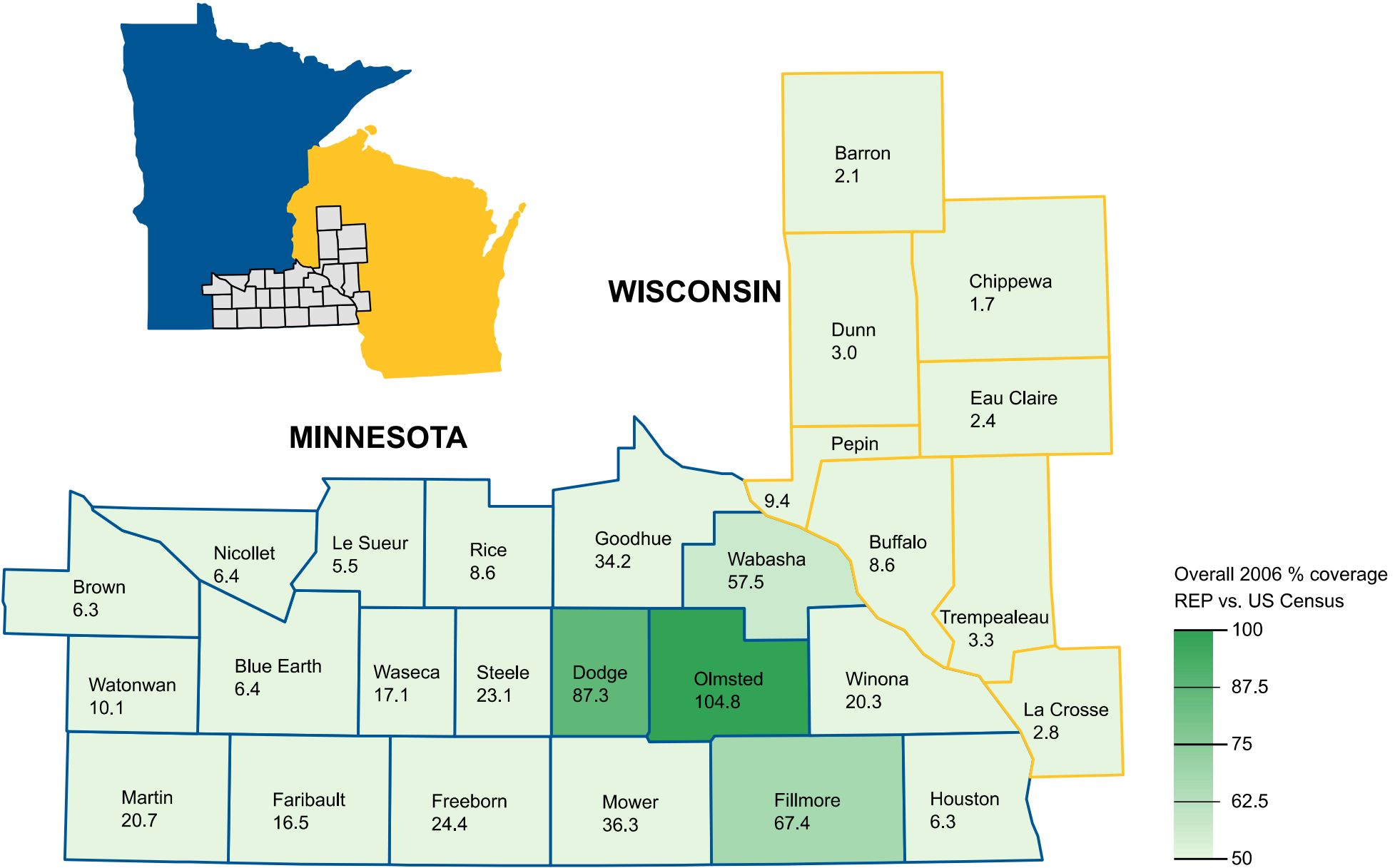
Co.	State	County	Sex	Age Group	2005	2006	2007	2008	2009	2010	2011	2012	2013	2014	2015	2016	2017	2018	2019	2020	2021	2022	2023
27	WISCONSIN	CHIPPEWA	F	00-04 yrs	1.3	1.1	1.5	10.3	27.1	31.1	34.2	34.8	33.7	35.4	36.2	37.3	36.7	40.3	41.4	43.2	46.0	43.0	39.6
27	WISCONSIN	CHIPPEWA	F	05-09 yrs	1.2	1.4	1.1	15.4	25.4	28.8	27.9	30.1	31.9	32.5	32.0	33.2	34.6	35.1	34.7	40.8	45.1	43.1	35.3
27	WISCONSIN	CHIPPEWA	F	10-14 yrs	0.9	0.9	0.9	17.8	27.2	28.2	28.5	29.5	28.6	29.8	28.9	29.2	31.1	32.8	35.2	37.9	41.9	40.3	32.5
27	WISCONSIN	CHIPPEWA	F	15-19 yrs	0.9	0.9	0.9	24.7	37.7	40.3	40.8	41.4	40.9	38.8	39.4	40.9	41.4	40.8	41.2	45.1	46.3	42.9	34.1
27	WISCONSIN	CHIPPEWA	F	20-24 yrs	1.2	0.8	1.0	25.2	45.5	54.3	52.9	57.7	56.3	55.3	54.9	52.7	53.8	55.9	53.5	60.1	59.9	52.9	43.0
27	WISCONSIN	CHIPPEWA	F	25-29 yrs	1.3	1.4	1.5	27.9	39.3	43.7	45.1	47.3	46.6	47.4	47.9	51.5	54.3	52.2	48.7	55.6	54.9	50.2	39.6
27	WISCONSIN	CHIPPEWA	F	30-34 yrs	0.8	1.2	1.9	24.1	36.0	42.0	43.3	46.2	44.9	44.7	45.7	45.6	46.0	47.9	48.4	54.8	59.4	54.6	43.3
27	WISCONSIN	CHIPPEWA	F	35-39 yrs	1.3	1.2	1.3	23.4	35.1	40.3	41.3	42.3	42.2	41.8	41.7	42.0	44.4	46.4	45.6	49.4	53.0	47.9	39.5
27	WISCONSIN	CHIPPEWA	F	40-44 yrs	1.1	1.0	1.3	24.4	36.6	40.8	41.2	40.6	39.7	39.3	40.9	41.6	43.8	43.7	44.0	48.1	49.0	44.7	36.2
27	WISCONSIN	CHIPPEWA	F	45-49 yrs	1.4	1.9	2.3	24.1	35.5	40.8	42.6	43.5	43.3	43.7	43.3	43.2	42.8	41.9	42.0	47.3	49.6	46.0	38.0
27	WISCONSIN	CHIPPEWA	F	50-54 yrs	2.4	2.2	2.1	28.0	36.4	40.5	41.8	43.8	41.7	41.9	43.7	44.8	43.9	43.8	44.7	47.8	50.6	46.3	38.5
27	WISCONSIN	CHIPPEWA	F	55-59 yrs	2.4	2.8	2.6	29.3	38.0	40.5	40.1	39.8	42.1	41.0	41.3	41.9	44.1	41.9	42.3	47.4	48.1	43.0	38.6
27	WISCONSIN	CHIPPEWA	F	60-64 yrs	3.9	3.5	3.7	32.5	42.0	44.1	44.7	45.2	42.9	42.1	41.1	41.2	39.1	40.9	39.8	43.3	46.9	45.5	39.8
27	WISCONSIN	CHIPPEWA	F	65-69 yrs	3.1	3.3	3.3	34.7	42.8	46.0	45.1	45.5	49.2	49.1	47.8	48.1	48.5	46.2	46.5	45.9	47.4	44.5	41.6
27	WISCONSIN	CHIPPEWA	F	70-74 yrs	3.7	3.5	3.5	35.7	42.6	44.9	46.9	47.6	48.3	50.3	51.8	50.4	51.4	55.2	56.4	54.1	54.6	55.0	49.0
27	WISCONSIN	CHIPPEWA	F	75-79 yrs	3.2	3.0	2.8	32.5	40.8	46.3	46.4	48.8	46.9	48.4	47.7	49.6	52.3	54.7	52.4	53.6	56.0	55.5	55.7
27	WISCONSIN	CHIPPEWA	F	80-84 yrs	2.3	2.1	2.3	39.8	46.7	42.2	41.8	42.0	41.9	45.3	46.2	49.0	50.3	50.6	54.3	55.4	56.7	60.4	57.3
27	WISCONSIN	CHIPPEWA	F	85+ yrs	0.9	0.7	0.6	31.4	40.0	44.0	43.1	44.1	45.1	45.3	44.6	43.5	44.4	45.4	44.6	48.0	51.8	51.8	50.5
27	WISCONSIN	CHIPPEWA	M	00-04 yrs	1.1	1.7	2.0	12.2	29.2	30.9	32.6	35.2	35.8	35.1	34.7	36.4	37.2	41.0	41.8	41.6	43.5	43.6	38.6
27	WISCONSIN	CHIPPEWA	M	05-09 yrs	1.4	1.1	1.3	15.9	25.9	29.2	30.9	31.6	31.9	33.9	32.3	32.2	35.2	37.8	39.7	43.0	45.2	42.9	35.9
27	WISCONSIN	CHIPPEWA	M	10-14 yrs	1.3	1.4	1.5	17.4	26.3	30.0	31.7	31.0	31.9	31.7	31.5	31.6	31.6	33.5	35.8	38.8	42.0	39.7	33.7
27	WISCONSIN	CHIPPEWA	M	15-19 yrs	0.8	0.7	1.5	18.1	31.5	36.0	36.5	38.0	37.8	36.3	35.6	36.4	36.9	37.8	37.6	42.5	44.2	38.7	30.4
27	WISCONSIN	CHIPPEWA	M	20-24 yrs	0.5	0.5	0.8	15.7	32.1	38.9	41.6	42.0	40.1	40.0	40.2	39.3	38.9	38.8	39.2	45.3	49.6	40.6	28.4
27	WISCONSIN	CHIPPEWA	M	25-29 yrs	0.5	0.4	0.4	15.3	26.3	33.0	35.0	35.3	37.3	37.4	36.2	36.6	37.7	36.2	32.5	38.1	40.3	35.5	24.0
27	WISCONSIN	CHIPPEWA	M	30-34 yrs	0.6	1.1	1.0	17.1	29.7	35.4	36.4	36.4	36.8	35.9	34.9	35.9	36.5	37.1	36.6	44.2	45.1	39.3	29.0
27	WISCONSIN	CHIPPEWA	M	35-39 yrs	0.8	1.0	1.4	18.5	30.1	34.3	35.3	33.9	34.6	35.3	37.4	37.8	38.4	35.8	37.3	40.5	43.0	37.9	28.6
27	WISCONSIN	CHIPPEWA	M	40-44 yrs	0.6	0.9	1.1	19.4	30.9	34.6	35.0	36.7	36.0	35.9	36.4	37.6	37.2	37.0	36.3	39.4	43.4	37.4	28.3
27	WISCONSIN	CHIPPEWA	M	45-49 yrs	1.1	1.5	1.7	20.1	32.3	37.2	38.0	39.1	39.9	38.3	36.2	34.6	36.5	36.1	36.7	37.7	42.1	38.2	29.4
27	WISCONSIN	CHIPPEWA	M	50-54 yrs	1.6	1.7	2.1	21.7	32.7	37.0	38.4	38.1	39.5	39.7	41.5	41.6	41.4	41.2	41.1	42.2	44.1	40.1	33.4
27	WISCONSIN	CHIPPEWA	M	55-59 yrs	2.4	2.7	2.6	23.7	33.8	36.5	36.8	39.1	38.9	40.0	39.2	40.0	40.1	39.7	41.6	43.8	46.0	42.6	36.7
27	WISCONSIN	CHIPPEWA	M	60-64 yrs	3.2	3.5	4.0	28.3	37.8	39.9	40.0	40.5	41.3	40.3	39.3	40.2	40.6	40.3	39.9	41.4	44.6	42.4	37.9
27	WISCONSIN	CHIPPEWA	M	65-69 yrs	4.4	4.2	3.9	31.2	41.3	44.6	45.3	44.6	44.4	44.4	44.9	43.6	43.0	43.7	43.4	42.4	44.3	44.6	40.9
27	WISCONSIN	CHIPPEWA	M	70-74 yrs	3.5	3.4	4.3	35.3	43.5	47.4	45.5	45.6	45.6	47.5	48.3	47.1	45.4	47.7	49.9	48.5	50.5	50.1	45.7
27	WISCONSIN	CHIPPEWA	M	75-79 yrs	5.0	4.6	5.1	34.2	45.4	45.3	46.5	48.6	50.5	50.0	51.3	51.5	52.4	51.9	48.7	50.9	53.9	54.2	50.7
27	WISCONSIN	CHIPPEWA	M	80-84 yrs	2.1	2.6	3.6	32.3	38.8	44.5	45.5	46.0	48.0	50.9	48.6	54.1	56.6	57.8	58.0	60.0	61.1	56.8	53.9
27	WISCONSIN	CHIPPEWA	M	85+ yrs	1.8	1.8	1.9	34.3	44.0	50.2	47.2	46.0	43.9	46.0	45.8	47.1	49.4	48.3	50.2	50.9	59.7	59.4	60.5



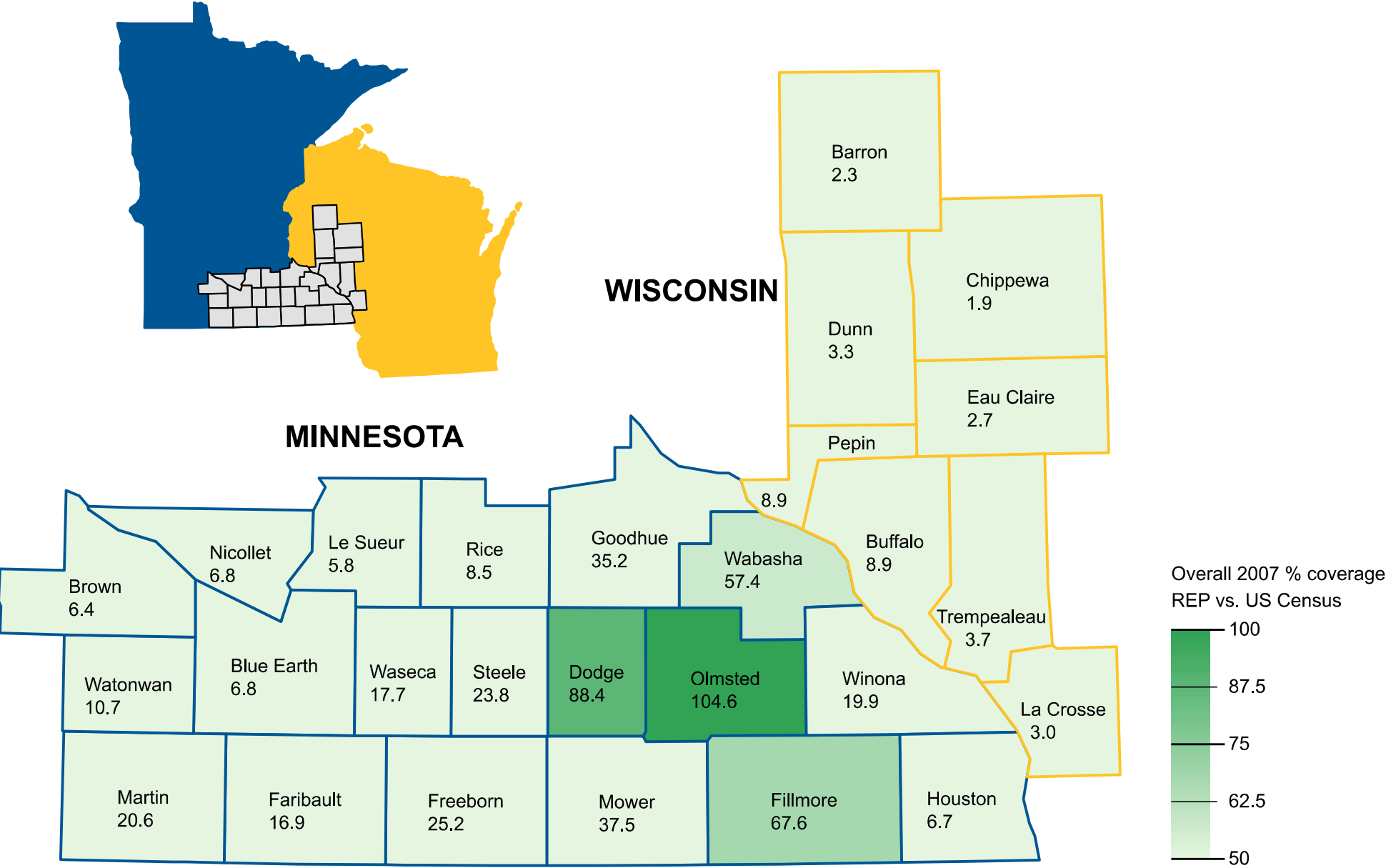
# REP Census Version 2023 Full Summary



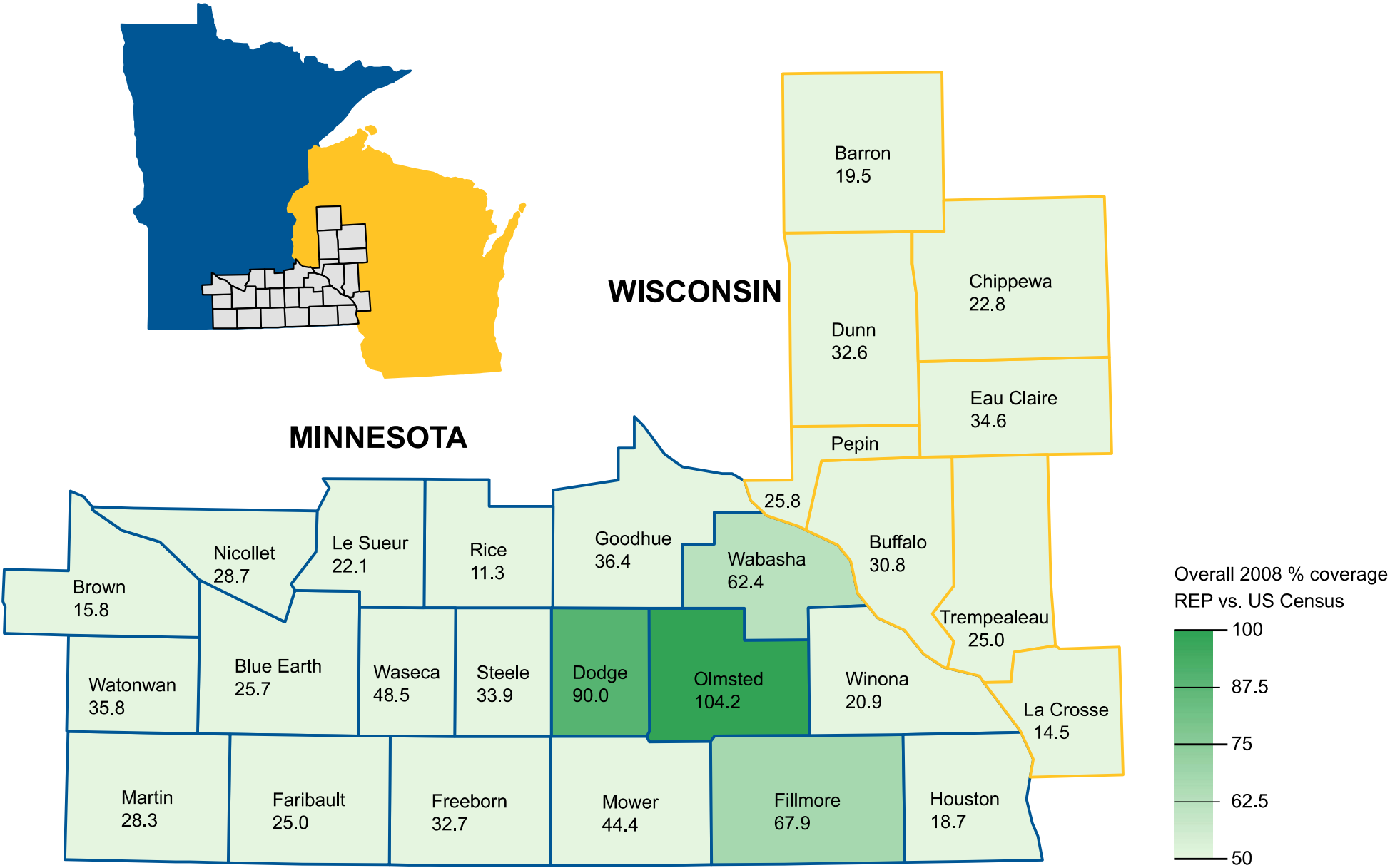
# REP Census Version 2023 Full Summary



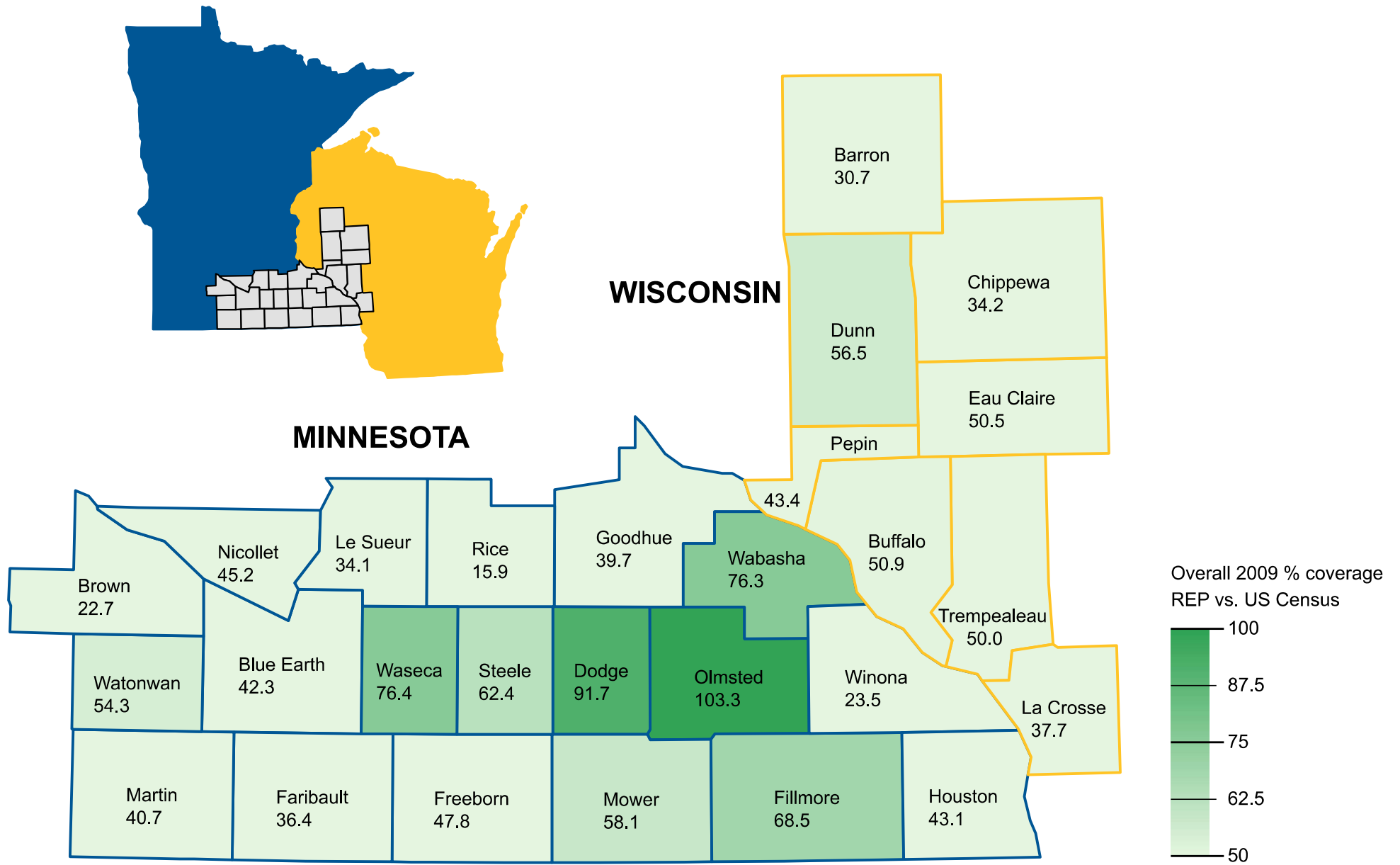
# REP Census Version 2023 Full Summary



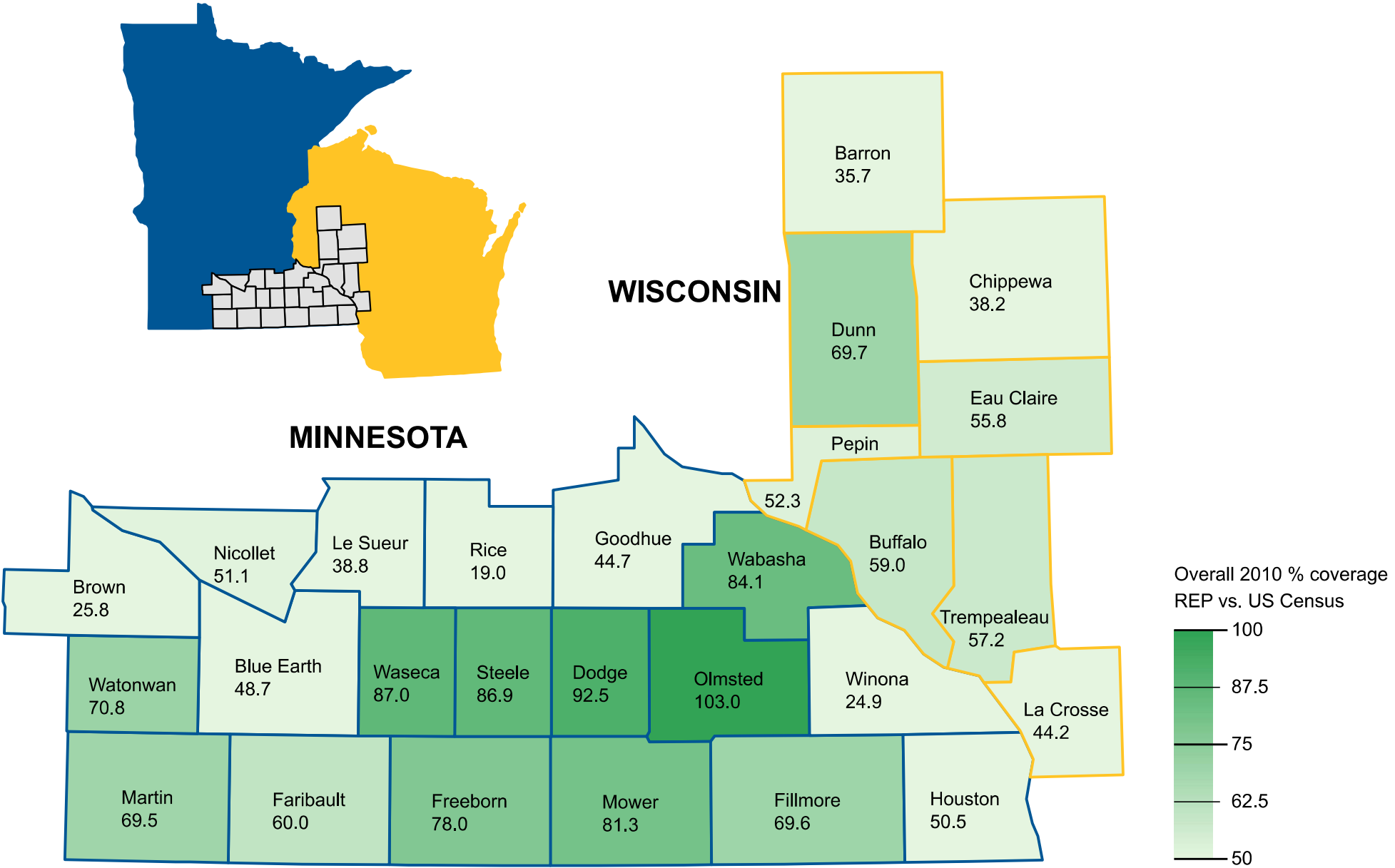
# REP Census Version 2023 Full Summary



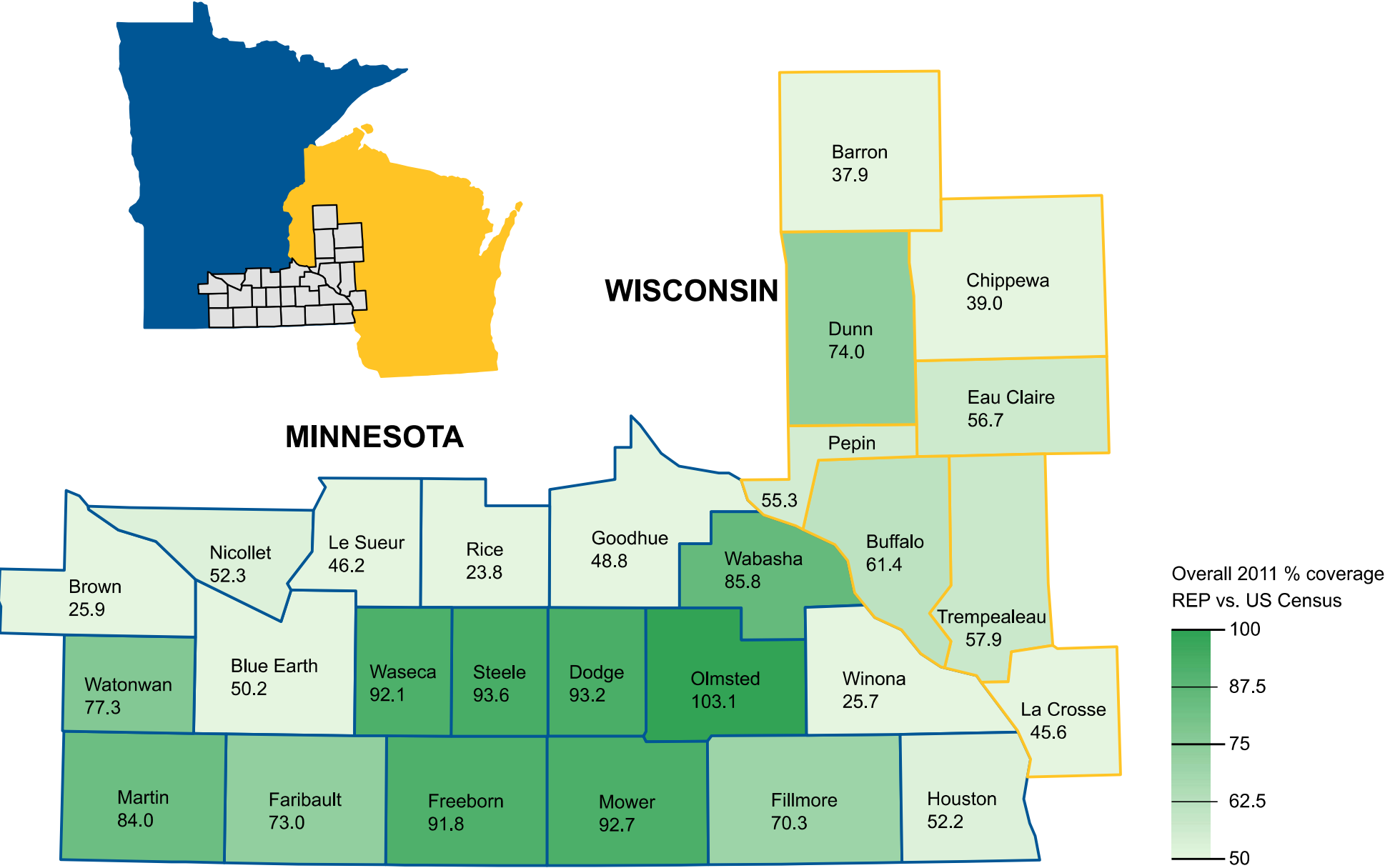
# REP Census Version 2023 Full Summary



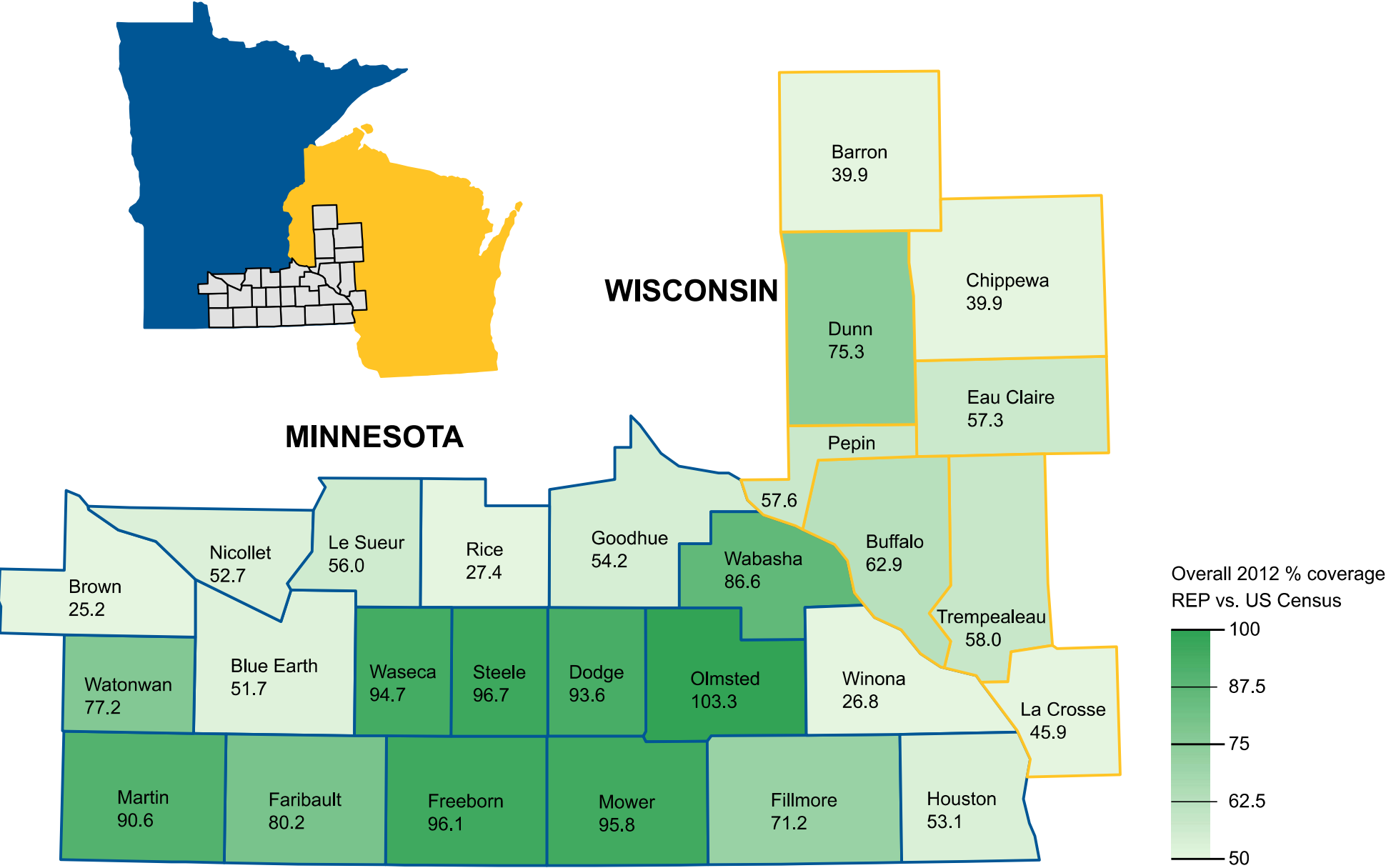
# REP Census Version 2023 Full Summary



# REP Census Version 2023 Full Summary

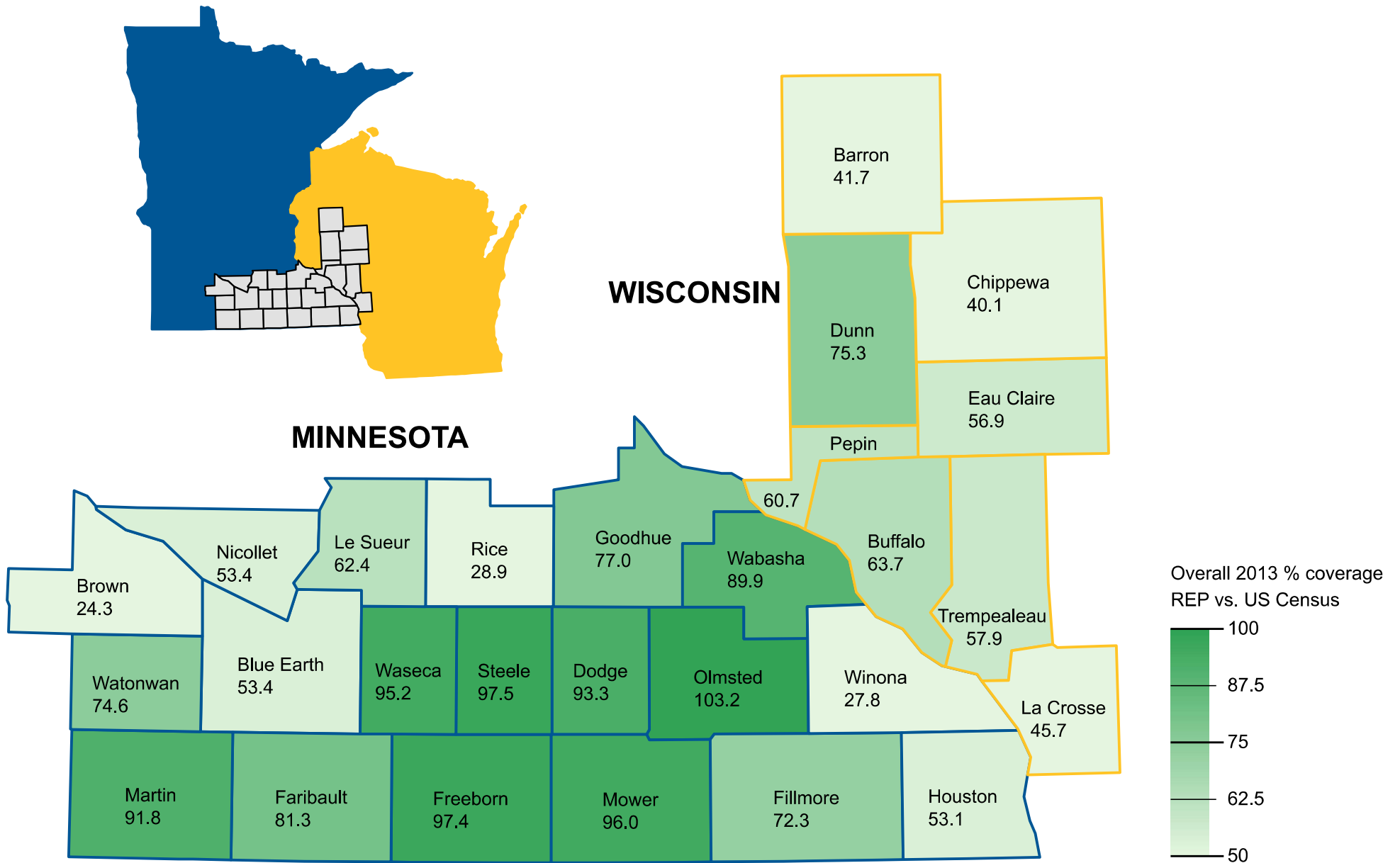


# REP Census Version 2023 Full Summary

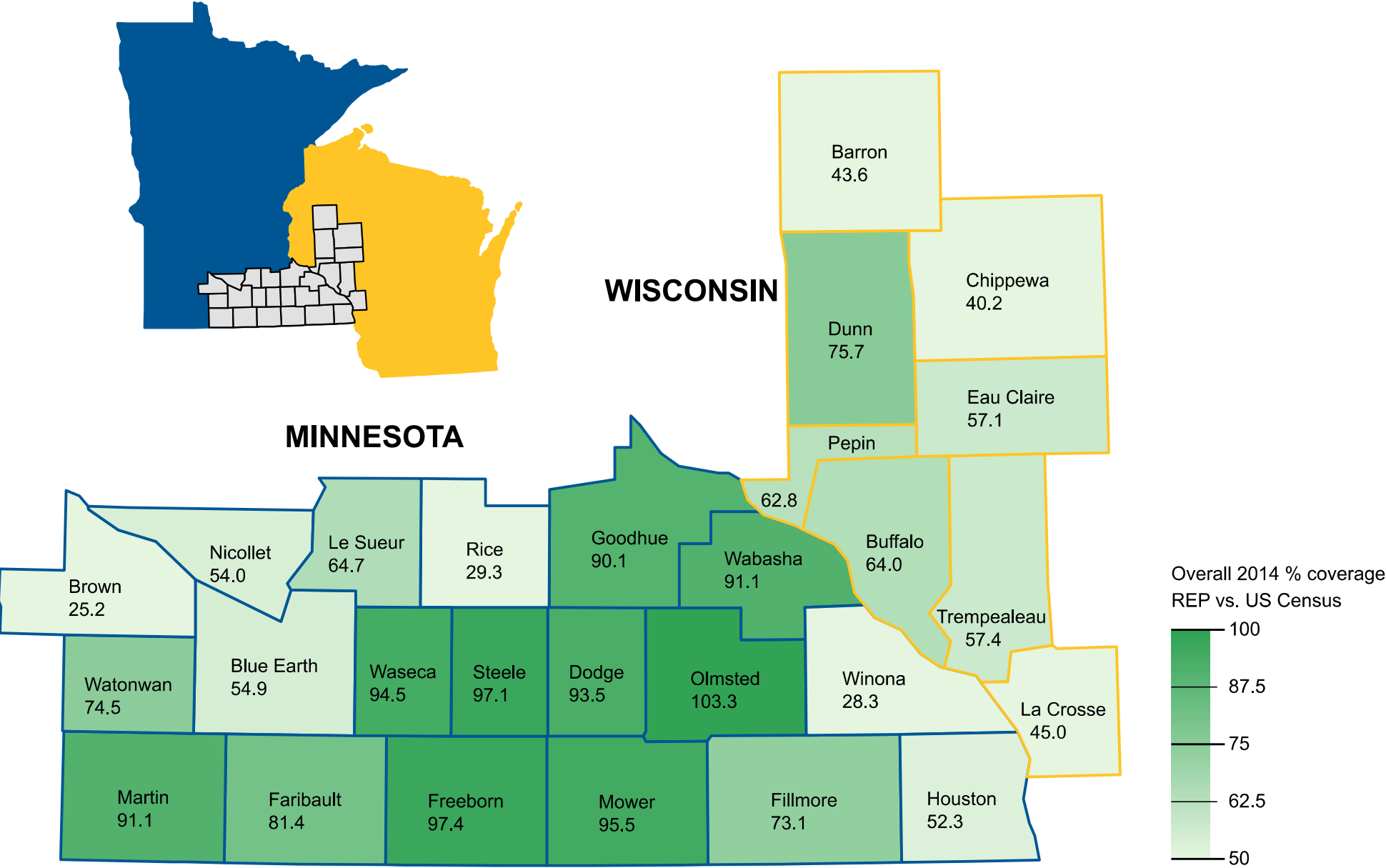




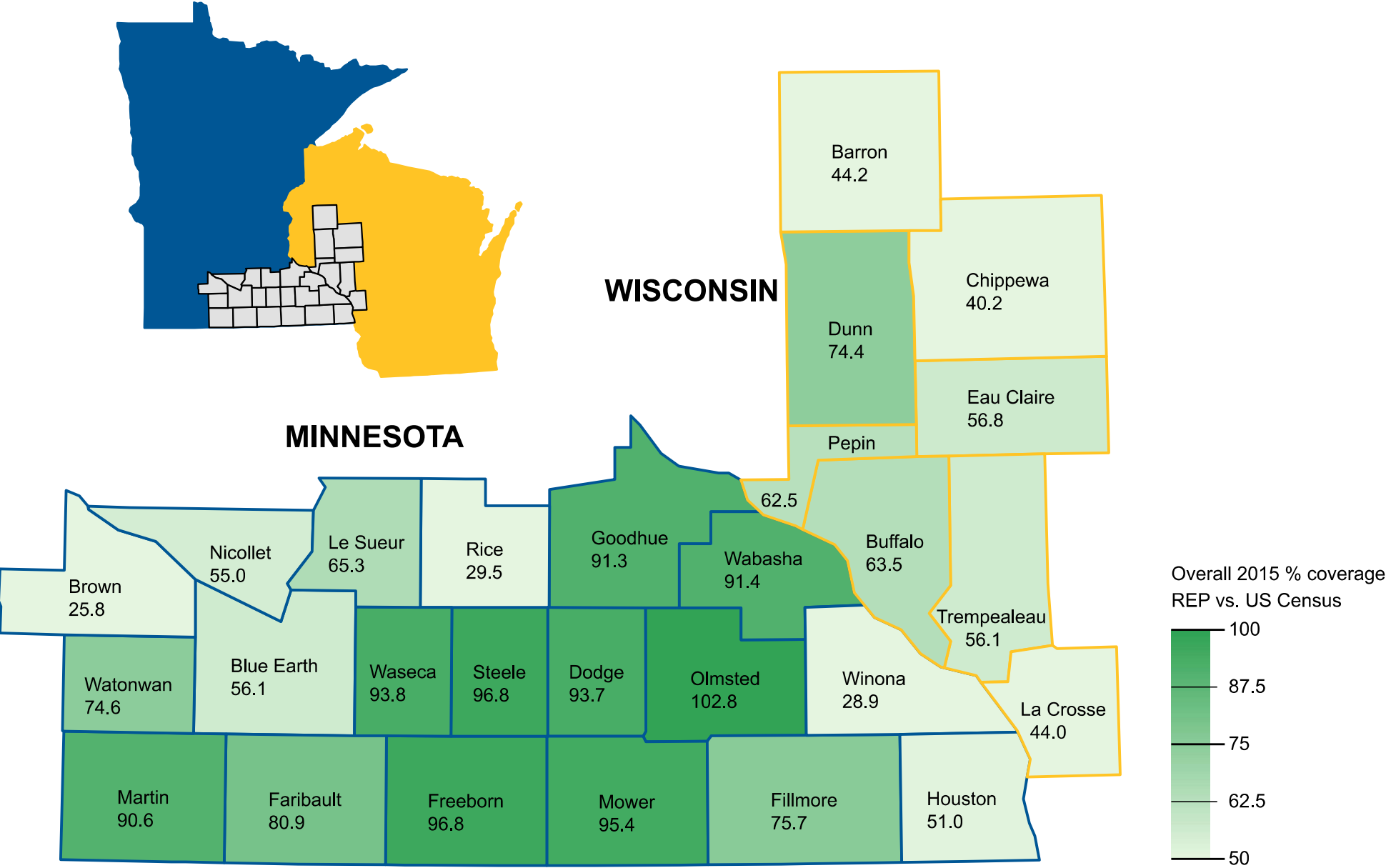
# REP Census Version 2023 Full Summary



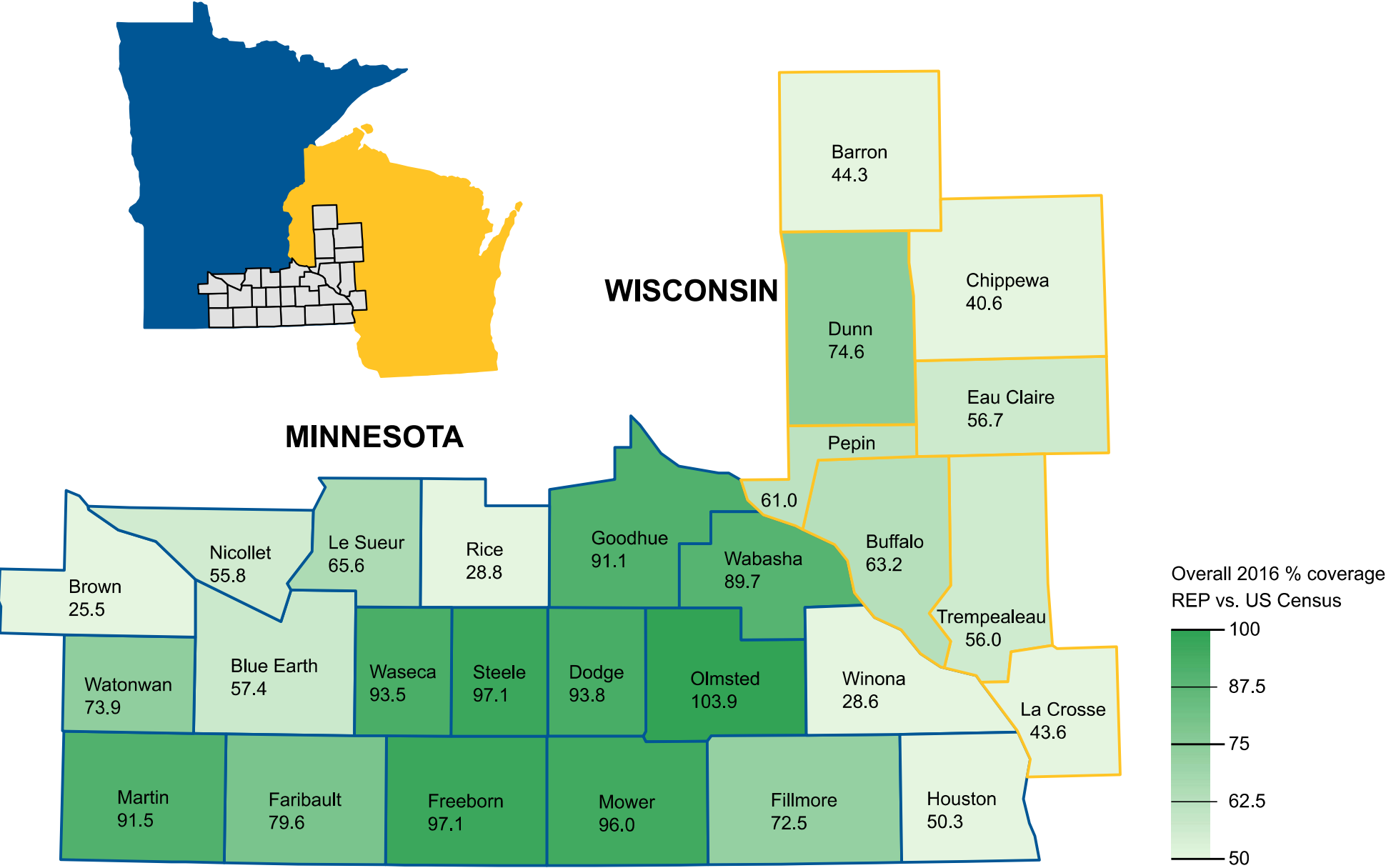
# REP Census Version 2023 Full Summary



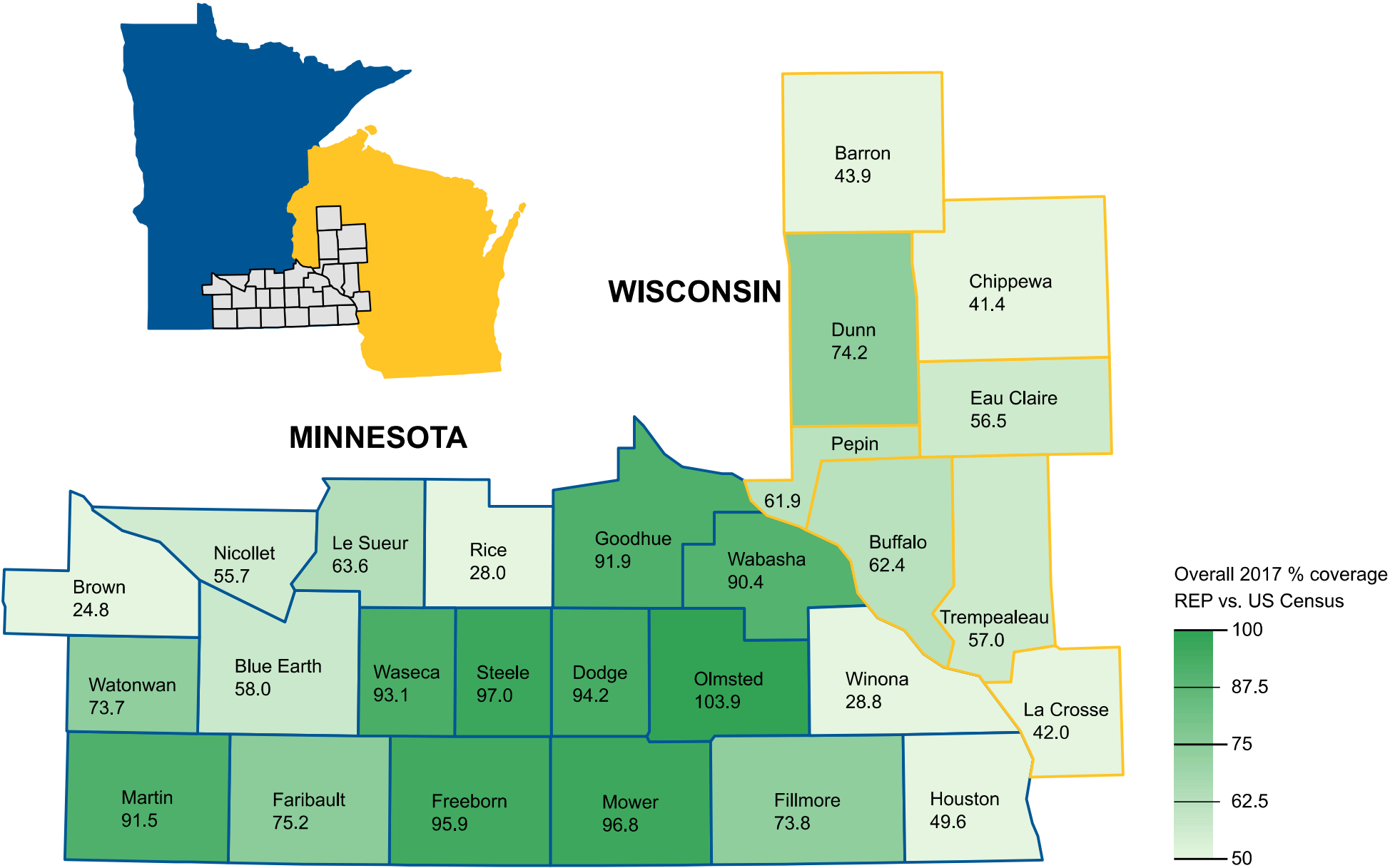
# REP Census Version 2023 Full Summary



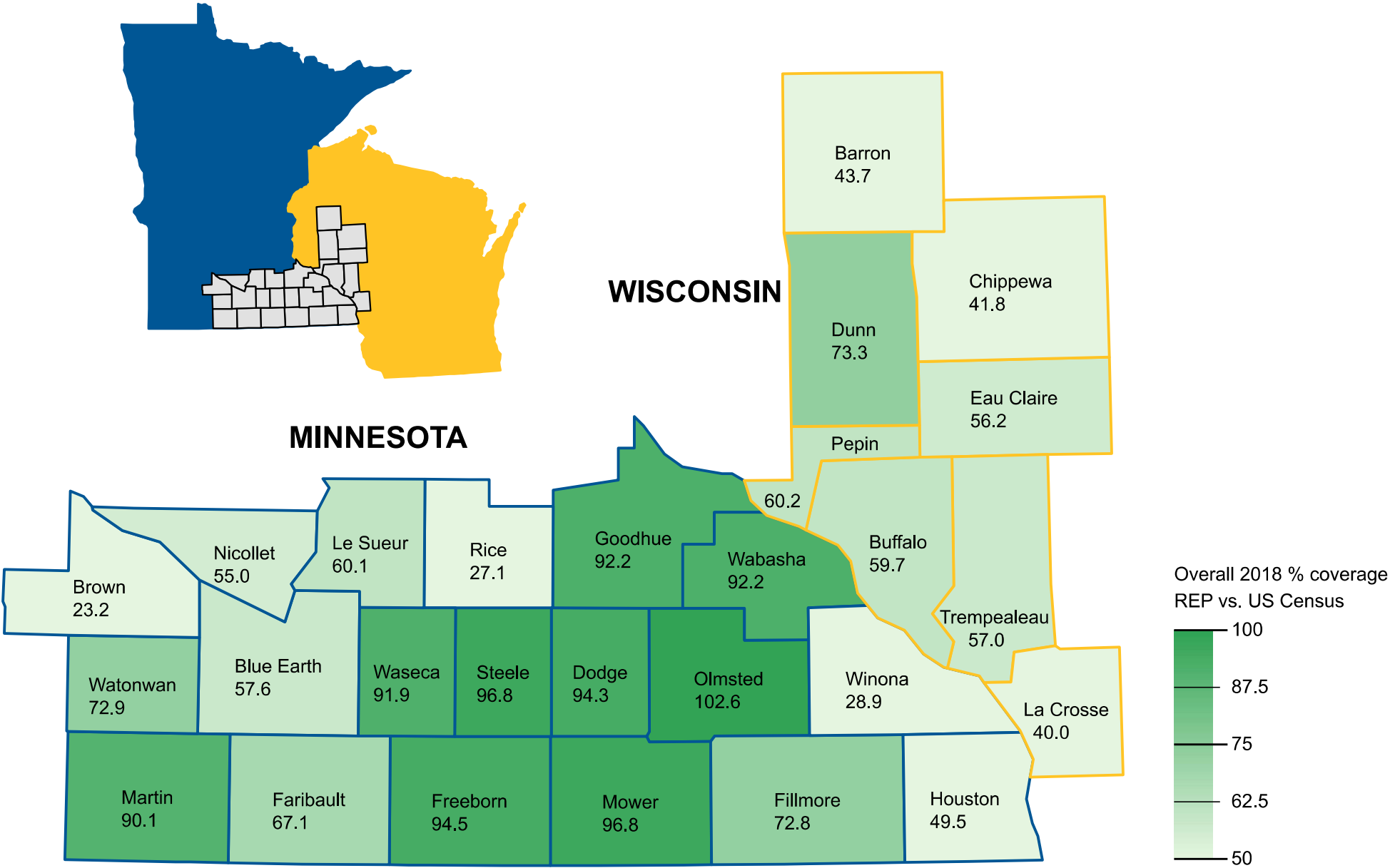
# REP Census Version 2023 Full Summary



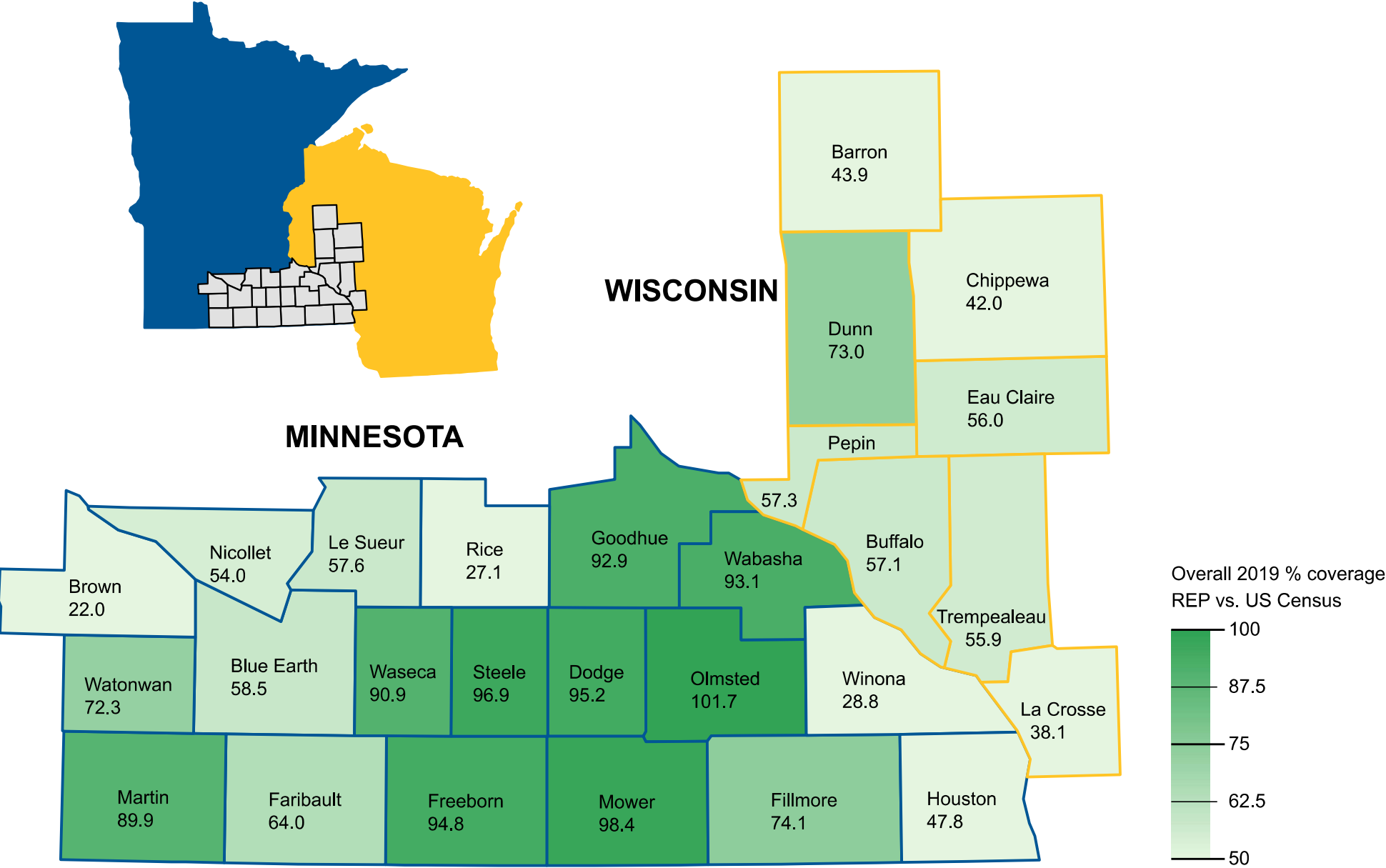
# REP Census Version 2023 Full Summary



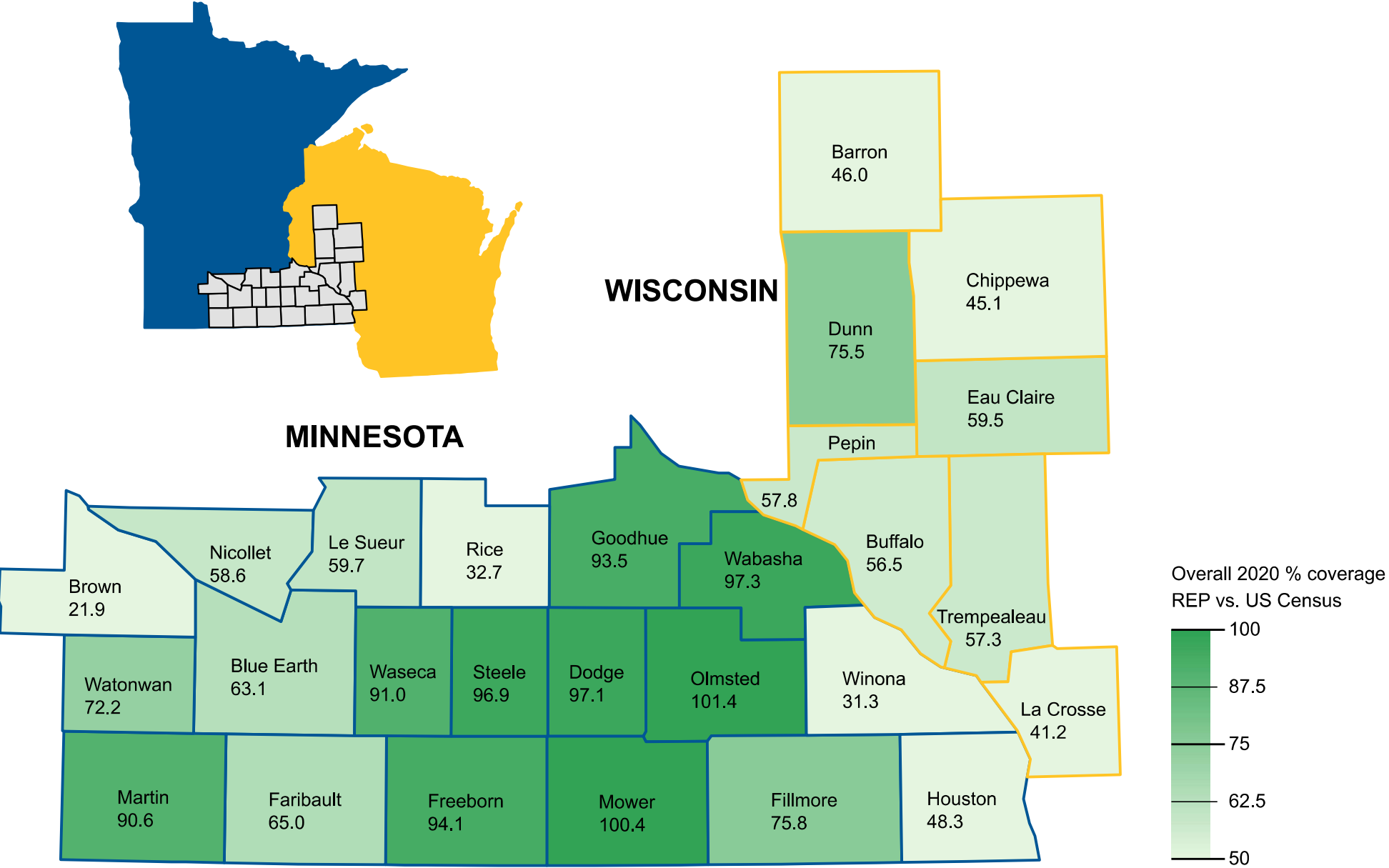
# REP Census Version 2023 Full Summary



# REP Census Version 2023 Full Summary

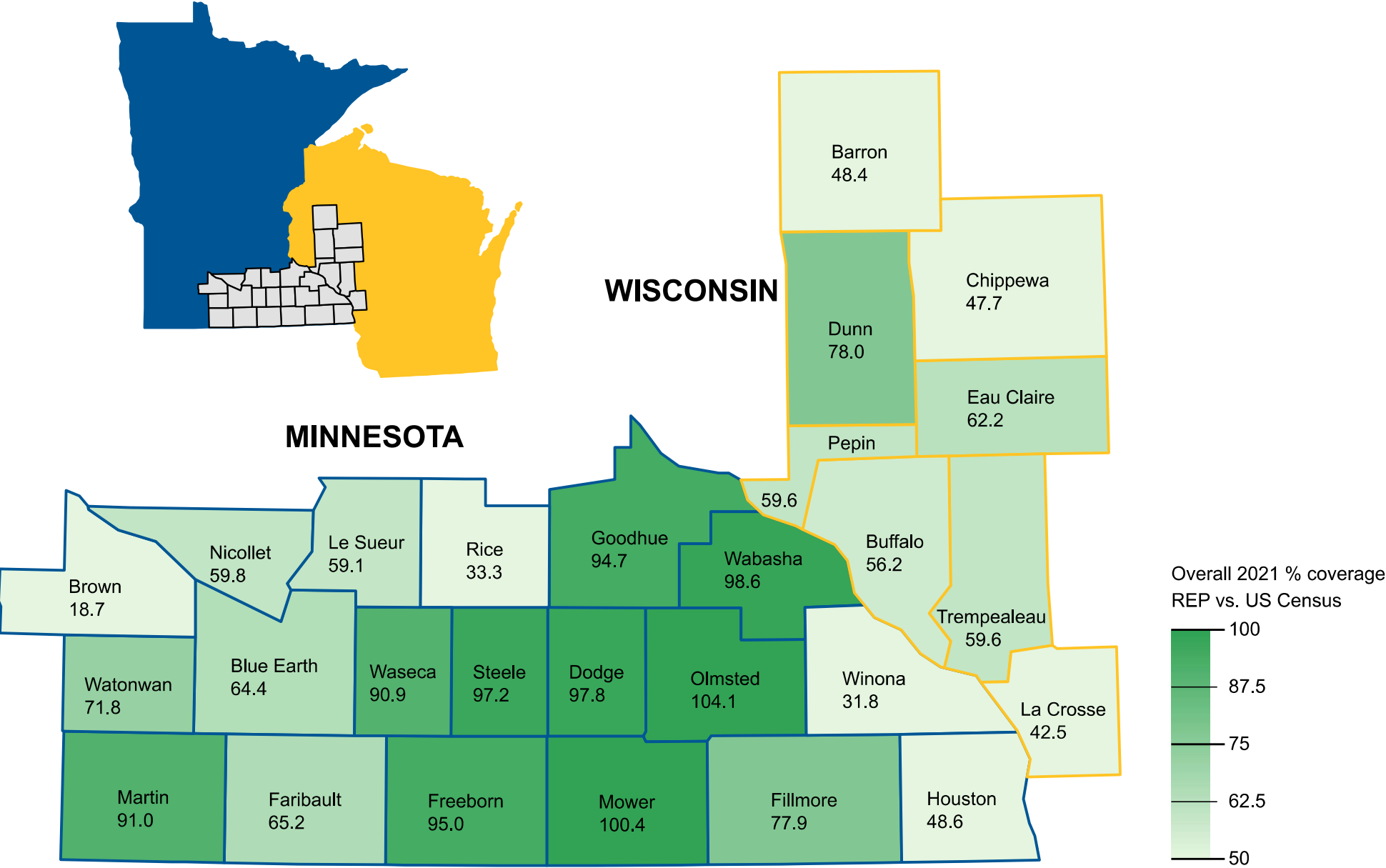


# REP Census Version 2023 Full Summary





# REP Census Version 2023 Full Summary



# REP Census Version 2023 Full Summary

