

REP Census Version 2024 - Full Summary

Population counts of the REP Census (v. 2024) on 1 July of respective years, separately by sex and county.

Co. No.	State	County	Sex	Source	2005-2024																			
					2005	2006	2007	2008	2009	2010	2011	2012	2013	2014	2015	2016	2017	2018	2019	2020	2021	2022	2023	2024
1	MINNESOTA	OLMSTED	F	REP	73,318	74,709	75,872	76,771	77,129	77,811	78,504	79,157	80,121	80,808	81,018	83,052	83,957	84,078	84,737	86,702	89,354	89,642	88,479	86,234
2	MINNESOTA	DODGE	F	REP	8,671	8,695	8,830	9,105	9,278	9,536	9,655	9,687	9,682	9,696	9,764	9,813	9,905	10,058	10,335	10,471	10,530	10,490	10,446	10,248
3	MINNESOTA	MOWER	F	REP	7,199	7,153	7,306	7,704	8,499	15,854	18,907	19,507	19,463	19,408	19,464	19,660	20,023	20,295	20,360	20,698	20,842	20,739	20,473	19,714
4	MINNESOTA	GOODHUE	F	REP	7,749	8,052	8,276	8,603	9,396	10,627	11,558	12,882	17,058	20,813	21,685	21,815	22,154	22,365	22,448	22,987	23,446	23,110	22,555	21,499
5	MINNESOTA	FILLMORE	F	REP	7,374	7,326	7,362	7,353	7,374	7,419	7,538	7,624	7,689	7,805	8,090	7,762	7,962	7,928	8,151	8,438	8,718	8,643	8,447	8,137
6	MINNESOTA	WABASHA	F	REP	6,651	6,474	6,434	6,982	8,434	9,282	9,454	9,494	9,761	9,845	10,029	9,872	10,098	10,313	10,373	10,819	11,023	10,941	10,811	10,453
7	MINNESOTA	WINONA	F	REP	5,358	5,230	5,162	5,404	6,107	6,462	6,688	6,953	7,229	7,351	7,501	7,569	7,654	7,769	7,757	8,302	8,499	7,939	7,870	7,441
8	MINNESOTA	HOUSTON	F	REP	594	601	605	1,713	4,316	4,973	5,039	5,061	5,062	4,953	4,860	4,796	4,780	4,602	4,737	4,780	4,439	4,170	3,870	3,870
9	MINNESOTA	FREEBORN	F	REP	4,149	4,100	4,199	4,475	5,351	12,387	14,932	15,456	15,559	15,489	15,297	15,367	15,303	15,089	14,968	15,070	15,078	14,793	14,455	13,827
10	MINNESOTA	STEELE	F	REP	4,346	4,406	4,512	6,410	11,700	16,544	17,679	18,034	18,248	18,217	18,179	18,414	18,696	18,879	18,603	18,891	18,915	18,696	18,189	17,391
11	MINNESOTA	RICE	F	REP	3,504	2,912	2,832	3,815	5,214	5,991	8,067	9,571	10,105	10,264	10,422	10,335	10,306	10,230	10,184	12,053	12,236	10,627	9,906	8,729
12	MINNESOTA	BLUE EARTH	F	REP	1,978	2,043	2,196	8,943	14,472	16,515	16,939	17,504	18,139	19,030	19,620	20,287	20,603	20,677	21,099	23,157	23,797	22,250	21,089	19,140
13	MINNESOTA	WASECA	F	REP	1,771	1,698	1,738	4,998	7,528	8,849	9,239	9,460	9,438	9,270	9,211	9,091	9,044	8,839	8,561	8,776	8,757	8,543	8,332	7,847
14	MINNESOTA	FARIBAULT	F	REP	1,305	1,325	1,312	1,813	2,433	4,549	5,609	6,020	6,049	6,026	5,992	5,883	5,530	4,835	4,581	4,732	4,815	4,632	4,485	4,053
15	MINNESOTA	MARTIN	F	REP	2,409	2,399	2,371	3,260	4,630	7,814	9,205	9,728	9,779	9,573	9,500	9,579	9,551	9,334	9,157	9,376	9,414	9,115	8,590	7,883
16	MINNESOTA	WATONWAN	F	REP	563	573	610	2,293	3,372	4,180	4,488	4,476	4,271	4,285	4,334	4,264	4,226	4,232	4,147	4,352	4,333	4,233	4,094	3,692
17	MINNESOTA	BROWN	F	REP	899	818	808	2,203	3,114	3,463	3,437	3,298	3,164	3,381	3,536	3,493	3,364	3,193	2,959	3,096	2,615	2,331	2,401	2,119
18	MINNESOTA	NICOLLET	F	REP	1,045	1,088	1,128	5,184	7,962	8,952	9,143	9,227	9,376	9,599	9,900	10,206	10,311	10,289	9,960	10,878	11,032	10,310	9,901	9,117
19	MINNESOTA	LE SUEUR	F	REP	803	822	847	3,489	5,090	5,688	6,899	8,282	9,115	9,489	9,581	9,613	9,470	9,033	8,710	8,854	8,818	8,403	8,110	7,461
20	WISCONSIN	EAU CLAIRE	F	REP	1,178	1,201	1,284	18,440	26,205	28,689	29,108	29,577	29,749	29,622	29,580	29,790	30,071	30,408	30,352	32,949	34,369	33,087	31,783	31,016
21	WISCONSIN	TREMPEALEAU	F	REP	472	488	517	3,716	7,388	8,319	8,415	8,525	8,542	8,456	8,300	8,314	8,532	8,668	8,447	9,106	9,466	9,075	8,753	8,231
22	WISCONSIN	LA CROSSE	F	REP	1,583	1,625	1,684	8,423	22,790	26,222	26,786	27,074	26,883	26,571	26,163	26,079	25,358	24,404	23,214	26,142	26,621	23,247	21,810	20,286
23	WISCONSIN	BUFFALO	F	REP	628	598	597	2,188	3,543	4,070	4,130	4,235	4,278	4,198	4,185	4,181	4,155	4,047	3,891	3,946	3,930	3,718	3,592	3,395
24	WISCONSIN	PEPIN	F	REP	369	361	335	1,044	1,710	2,024	2,080	2,149	2,203	2,273	2,259	2,195	2,269	2,258	2,145	2,221	2,273	2,256	2,268	2,095
25	WISCONSIN	DUNN	F	REP	625	660	698	8,028	13,290	15,878	16,533	16,726	16,767	16,775	16,509	16,687	16,878	16,926	17,093	17,618	17,804	17,410	16,914	16,031
26	WISCONSIN	BARRON	F	REP	450	494	513	4,790	7,209	8,171	8,617	8,997	9,344	9,655	9,812	9,941	10,013	10,250	10,446	11,392	11,899	11,347	10,864	10,266
27	WISCONSIN	CHIPPEWA	F	REP	498	506	541	7,444	10,848	12,064	12,325	12,706	12,653	12,773	12,820	13,078	13,462	13,881	14,127	15,618	16,442	15,641	15,342	15,355
1	MINNESOTA	OLMSTED	M	REP	67,438	68,886	69,649	70,170	70,513	70,813	71,505	72,209	73,055	73,677	73,894	75,629	76,191	76,602	77,320	80,247	83,019	82,850	80,022	75,924
2	MINNESOTA	DODGE	M	REP	8,406	8,380	8,416	8,659	8,767	8,998	9,087	9,213	9,193	9,262	9,232	9,313	9,433	9,544	9,760	10,006	10,218	10,148	9,910	9,442
3	MINNESOTA	MOWER	M	REP	6,948	6,796	6,889	7,265	8,112	13,653	17,002	18,051	18,123	18,070	18,044	18,143	18,524	18,898	19,368	19,948	20,104	19,761	18,944	17,556
4	MINNESOTA	GOODHUE	M	REP	7,230	7,452	7,767	7,987	8,463	9,506	10,465	11,622	14,947	18,779	20,042	20,209	20,706	20,963	21,181	22,057	22,648	22,211	21,131	19,443
5	MINNESOTA	FILLMORE	M	REP	6,973	6,815	6,844	6,776	6,833	7,010	7,056	7,166	7,264	7,381	7,667	7,408	7,551	7,360	7,532	7,820	8,141	8,076	7,792	7,296
6	MINNESOTA	WABASHA	M	REP	6,200	5,999	5,978	6,493	7,742	8,699	8,886	8,967	9,127	9,301	9,368	9,207	9,391	9,691	9,825	10,292	10,507	10,321	9,961	9,347
7	MINNESOTA	WINONA	M	REP	5,081	5,067	4,979	5,182	5,828	6,283	6,459	6,746	6,954	7,022	7,148	6,990	7,020	7,121	7,200	7,652	7,836	7,433	7,228	6,636
8	MINNESOTA	HOUSTON	M	REP	604	617	680	1,451	3,822	4,592	4,793	4,856	4,858	4,756	4,629	4,592	4,489	4,539	4,443	4,534	4,565	4,246	3,941	3,530
9	MINNESOTA	FREEBORN	M	REP	3,593	3,565	3,560	3,979	5,026	10,285	13,221	14,235	14,421	14,330	14,144	14,216	14,307	14,316	14,278	14,464	14,603	14,189	13,470	12,449
10	MINNESOTA	STEELE	M	REP	3,795	3,886	4,076	5,704	9,955	14,861	16,410	16,980	17,110	17,084	17,153	17,235	17,501	17,720	17,602	18,024	18,165	17,691	16,764	15,499
11	MINNESOTA	RICE	M	REP	2,314	2,361	2,449	3,172	4,230	5,107	6,664	7,866	8,411	8,570	8,711	8,612	8,567	8,608	8,688	10,645	10,980	9,169	8,036	7,006
12	MINNESOTA	BLUE EARTH	M	REP	1,657	1,802	1,991	7,141	12,272	14,495	15,195	15,845	16,248	16,647	17,085	17,706	18,349	18,837	19,383	21,482	22,009	20,474	19,099	16,783
13	MINNESOTA	WASECA	M	REP	1,535	1,569	1,663	4,243	6,439	7,667	8,306	8,561	8,537	8,488	8,420	8,346	8,326	8,298	8,192	8,461	8,509	8,103	7,774	7,085
14	MINNESOTA	FARIBAULT	M	REP	1,110	1,150	1,180	1,629	2,298	3,905	4,898	5,326	5,404	5,434	5,298	5,128	4,870	4,554	4,376	4,525	4,519	4,306	4,049	3,608
15	MINNESOTA	MARTIN	M	REP	1,905	1,888	1,893	2,570	3,707	6,433	7,991	8,685	8,820	8,715	8,503	8,540	8,606	8,614	8,633	8,917	8,907	8,512	7,834	6,955
16	MINNESOTA	WATONWAN	M	REP	531	563	587	1,673	2,670	3,709	4,115	4,049	3,913	3,846	3,847	3,847	3,945	4,054	3,986	4,181	4,141	3,996	3,820	3,323
17	MINNESOTA	BROWN	M	REP	826	827	857	1,874	2,730	3,162	3,185	3,062	2,933	2,965	2,962	2,951	2,940	2,853	2,724	2,851	2,491	2,156	2,128	1,858
18	MINNESOTA	NICOLLET	M	REP	882	934	1,037	4,067	6,735	7,750	8,037	8,114	8,150	8,291	8,420	8,570	8,737	8,933	8,900	9,771	9,995	9,269	8,609	7,623
19	MINNESOTA	LE SUEUR	M	REP	634	677	715	2,657	4,318	5,001	5,873	7,131	8,074	8,423	8,506	8,561	8,541	8,442	8,184	8,510	8,580	8,002	7,432	6,597
20	WISCONSIN	EAU CLAIRE	M	REP	957	1,036	1,240	14,805	23,194	26,355	27,382	27,984	27,996	28,180	28,167	28,315	28,642	28,686	28,922	31,328	32,914	31,741	29,607	27,854
21	WISCONSIN	TREMPEALEAU	M	REP	384	424	515	3,041	6,820	8,094	8,296	8,362	8,433	8,341	8,126	8,138	8,300	8,489	8,422	8,981	9,386	8,978	8,370	7,740
22	WISCONSIN	LA CROSSE	M	REP	1,397	1,409	1,586	6,592	19,974	24,453	25,668	26,288	26,349	26,056	25,458	25,269	24,504	23,758	22,898	25,009	25,582	22,896	21,119	18,932
23																								

REP Census Version 2024 - Full Summary

Population counts of the US Census (Vintage 2024) on 1 July of respective years, separately by sex and county.

Co. No.	State	County	Sex	Source	2005-2024																			
					2005	2006	2007	2008	2009	2010	2011	2012	2013	2014	2015	2016	2017	2018	2019	2020	2021	2022	2023	2024
1	MINNESOTA	OLMSTED	F	US	68,747	70,041	71,183	72,381	73,327	73,920	74,568	75,014	76,119	76,599	77,465	78,528	79,337	80,048	80,989	83,093	83,527	83,801	84,223	84,796
2	MINNESOTA	DODGE	F	US	9,702	9,810	9,807	9,940	9,946	10,098	10,102	10,152	10,188	10,211	10,188	10,252	10,319	10,372	10,473	10,355	10,353	10,373	10,359	10,405
3	MINNESOTA	MOWER	F	US	19,482	19,461	19,465	19,471	19,600	19,698	19,745	19,764	19,688	19,695	19,686	19,750	19,834	19,975	19,939	19,796	19,884	19,870	20,006	20,333
4	MINNESOTA	GOODHUE	F	US	22,838	23,014	23,119	23,133	23,224	23,265	23,183	23,243	23,182	23,103	23,129	23,192	23,257	23,347	23,371	23,759	24,009	23,938	23,920	23,913
5	MINNESOTA	FILLMORE	F	US	10,635	10,610	10,610	10,546	10,505	10,495	10,442	10,394	10,333	10,377	10,329	10,407	10,433	10,486	10,495	10,539	10,553	10,617	10,652	10,657
6	MINNESOTA	WABASHA	F	US	10,786	10,894	10,841	10,833	10,837	10,809	10,817	10,805	10,812	10,755	10,724	10,745	10,791	10,784	10,759	10,622	10,710	10,784	10,821	10,761
7	MINNESOTA	WINONA	F	US	25,846	25,890	26,141	26,208	26,157	26,107	26,058	26,020	25,998	25,976	25,587	25,652	25,591	25,681	25,555	24,878	24,919	24,838	25,044	25,079
8	MINNESOTA	HOUSTON	F	US	9,898	9,823	9,754	9,670	9,595	9,597	9,489	9,441	9,429	9,367	9,391	9,391	9,351	9,310	9,338	9,321	9,288	9,225	9,173	9,043
9	MINNESOTA	FREEBORN	F	US	16,087	16,008	15,926	15,809	15,841	15,762	15,660	15,566	15,564	15,468	15,307	15,224	15,270	15,293	15,226	15,380	15,325	15,254	15,110	15,008
10	MINNESOTA	STEELE	F	US	17,899	18,125	18,331	18,485	18,551	18,417	18,456	18,319	18,377	18,429	18,462	18,450	18,498	18,454	18,405	18,657	18,700	18,722	18,735	18,691
11	MINNESOTA	RICE	F	US	29,787	30,334	30,447	30,843	31,159	31,399	31,552	31,530	31,617	31,793	31,964	32,309	32,481	32,666	32,806	32,651	32,587	32,791	32,913	33,156
12	MINNESOTA	BLUE EARTH	F	US	29,925	30,379	30,813	31,258	31,563	31,855	31,965	32,268	32,111	32,434	32,637	32,930	33,171	33,478	33,764	34,304	34,388	34,517	34,907	34,979
13	MINNESOTA	WASECA	F	US	9,746	9,891	10,060	10,138	9,686	10,178	10,121	10,122	10,050	10,014	10,000	9,847	9,744	9,659	9,569	9,688	9,691	9,666	9,703	9,590
14	MINNESOTA	FARIBAULT	F	US	7,668	7,641	7,558	7,440	7,396	7,281	7,266	7,119	7,099	7,122	7,056	6,959	6,873	6,865	6,809	6,850	6,866	6,887	6,881	6,833
15	MINNESOTA	MARTIN	F	US	10,712	10,647	10,672	10,651	10,601	10,590	10,488	10,364	10,361	10,263	10,122	10,075	10,017	9,950	9,890	9,998	9,942	9,828	9,825	9,730
16	MINNESOTA	WATONWAN	F	US	5,745	5,703	5,656	5,590	5,601	5,589	5,588	5,555	5,556	5,517	5,553	5,542	5,491	5,499	5,443	5,909	5,539	5,613	5,538	5,527
17	MINNESOTA	BROWN	F	US	13,219	13,222	13,163	13,062	13,019	13,019	12,880	12,771	12,677	12,675	12,648	12,684	12,610	12,588	12,525	12,912	12,883	12,792	12,748	12,742
18	MINNESOTA	NICOLLET	F	US	15,650	15,918	16,090	16,203	16,312	16,370	16,506	16,505	16,425	16,601	16,631	16,760	16,888	16,978	17,061	17,081	16,986	16,995	16,982	17,071
19	MINNESOTA	LE SUEUR	F	US	13,458	13,721	13,850	13,784	13,750	13,728	13,760	13,720	13,770	13,780	13,769	13,780	13,991	14,171	14,288	14,042	14,154	14,302	14,325	14,356
20	WISCONSIN	EAU CLAIRE	F	US	48,778	49,186	49,506	49,561	50,205	50,524	50,953	51,411	51,742	51,665	51,783	52,256	52,475	52,771	52,703	53,358	53,426	53,808	54,446	54,877
21	WISCONSIN	TREMPEALEU	F	US	13,889	13,953	14,016	14,029	14,113	14,196	14,307	14,462	14,588	14,584	14,538	14,595	14,468	14,506	14,621	15,121	15,075	15,089	15,109	15,034
22	WISCONSIN	LA CROSSE	F	US	56,522	56,884	57,331	57,831	58,417	58,812	58,888	59,645	59,855	60,122	60,206	60,354	60,561	60,560	60,534	61,544	60,580	61,254	61,435	61,582
23	WISCONSIN	BUFFALO	F	US	6,968	6,930	6,885	6,818	6,761	6,706	6,607	6,587	6,593	6,545	6,531	6,462	6,454	6,475	6,401	6,532	6,563	6,587	6,606	6,603
24	WISCONSIN	PEPIN	F	US	3,767	3,758	3,770	3,757	3,708	3,684	3,656	3,626	3,636	3,618	3,586	3,590	3,570	3,562	3,586	3,564	3,590	3,617	3,671	3,711
25	WISCONSIN	DUNN	F	US	20,837	21,268	21,464	21,494	21,566	21,745	21,700	21,701	21,831	21,867	21,978	22,043	22,320	22,502	22,632	22,473	21,954	22,550	22,582	22,700
26	WISCONSIN	BARRON	F	US	23,007	23,075	23,038	23,152	23,051	23,030	23,047	22,945	22,845	22,713	22,656	22,585	22,584	22,518	22,563	23,123	23,150	23,284	23,321	23,272
27	WISCONSIN	CHIPPEWA	F	US	29,144	29,329	29,627	29,700	29,842	30,144	30,325	30,337	30,337	30,450	30,531	30,572	30,676	30,882	31,130	31,804	31,991	32,042	32,122	32,213
1	MINNESOTA	OLMSTED	M	US	66,206	67,252	68,186	69,146	70,194	70,615	71,281	71,930	72,792	73,528	74,027	74,918	75,546	76,365	77,199	79,948	80,228	80,350	80,896	81,628
2	MINNESOTA	DODGE	M	US	9,689	9,791	9,806	9,936	9,975	10,059	10,102	10,121	10,153	10,179	10,229	10,306	10,389	10,432	10,503	10,533	10,601	10,654	10,754	10,837
3	MINNESOTA	MOWER	M	US	19,177	19,236	19,207	19,224	19,423	19,511	19,604	19,633	19,640	19,720	19,811	19,805	19,955	20,147	20,101	20,266	20,345	20,304	20,346	20,567
4	MINNESOTA	GOODHUE	M	US	22,501	22,584	22,747	22,786	22,811	22,960	22,939	22,924	22,953	22,943	22,963	23,053	23,084	23,001	23,020	23,820	24,040	24,117	24,130	24,069
5	MINNESOTA	FILLMORE	M	US	10,503	10,433	10,482	10,445	10,416	10,369	10,394	10,439	10,420	10,392	10,408	10,505	10,543	10,567	10,586	10,706	10,782	10,858	10,860	10,845
6	MINNESOTA	WABASHA	M	US	10,920	10,932	10,867	10,954	10,897	10,863	10,792	10,737	10,755	10,709	10,668	10,700	10,804	10,807	10,789	10,777	10,802	10,870	10,864	10,813
7	MINNESOTA	WINONA	M	US	24,910	25,014	25,175	25,249	25,265	25,325	25,301	25,333	25,351	25,289	25,272	25,260	25,196	25,196	25,104	24,794	24,900	24,747	24,802	24,894
8	MINNESOTA	HOUSTON	M	US	9,675	9,683	9,638	9,489	9,456	9,430	9,388	9,325	9,351	9,340	9,304	9,349	9,354	9,298	9,329	9,502	9,508	9,490	9,404	9,309
9	MINNESOTA	FREEBORN	M	US	15,617	15,614	15,585	15,461	15,472	15,441	15,410	15,460	15,360	15,274	15,212	15,217	15,314	15,259	15,159	15,511	15,478	15,420	15,323	15,306
10	MINNESOTA	STEELE	M	US	17,669	17,915	18,011	18,073	18,133	18,080	18,120	18,005	18,002	18,076	18,166	18,221	18,316	18,329	18,282	18,724	18,732	18,748	18,741	18,743
11	MINNESOTA	RICE	M	US	31,045	31,565	31,940	32,218	32,700	32,832	32,906	32,908	33,028	33,209	33,372	33,553	33,718	33,917	34,210	34,449	34,757	34,905	35,507	35,869
12	MINNESOTA	BLUE EARTH	M	US	29,993	30,721	31,161	31,602	32,002	32,236	32,399	32,711	32,638	32,886	33,064	33,468	33,760	33,919	34,110	34,892	34,994	35,164	35,489	35,721
13	MINNESOTA	WASECA	M	US	9,542	9,457	9,347	9,173	8,953	8,967	9,065	9,055	8,990	8,921	8,932	8,961	8,978	8,994	8,989	9,267	9,306	9,218	9,202	9,094
14	MINNESOTA	FARIBAULT	M	US	7,587	7,509	7,428	7,350	7,255	7,198	7,194	7,055	6,999	6,980	6,921	6,905	6,894	6,867	6,862	7,046	7,039	7,070	7,045	7,053
15	MINNESOTA	MARTIN	M	US	10,351	10,254	10,206	10,263	10,189	10,215	10,139	10,097	10,063	9,984	9,919	9,845	9,850	9,822	9,751	9,995	9,991	9,859	9,903	9,831
16	MINNESOTA	WATONWAN	M	US	5,632	5,620	5,575	5,530	5,570	5,606	5,580	5,559	5,490	5,461	5,460	5,460	5,465	5,403	5,629	5,622	5,632	5,641	5,677	
17	MINNESOTA	BROWN	M	US	13,041	13,030	12,967	12,930	12,871	12,825	12,780	12,642	12,590	12,599	12,598	12,594	12,563	12,530	12,440	12,999	13,013	12,994	12,951	12,968
18	MINNESOTA	NICOLLET	M	US	15,543	15,861	15,899	16,058	16,234	16,388	16,465	16,525	16,571	16,791	16,914	17,006	17,193	17,256	17,250	17,417	17,375	17,386	17,338	17,422
19	MINNESOTA	LE SUEUR	M	US	13,558	13,759	14,020	14,032	13,980	14,004	14,026	13,946	13,940	14,039	13,993	13,972	14,202	14,412	14,568	14,606	14,764	14,903	15,009	15,102
20	WISCONSIN	EAU CLAIRE	M	US	46,229	46,710	47,126	47,615	48,069	48,488	48,999	49,451	50,033	50,080	50,359	50,733	51,196	51,505	51,763	52,519	52,553	53,027	53,612	53,953
21	WISCONSIN	TREMPEALEU																						

REP Census Version 2024 - Full Summary

Percent coverage of REP Census (v. 2024) versus the US Census Decennial and Intercensal population estimates (Vintage 2024)

Co. No.	State	County	Sex	Source	Percent coverage of REP Census (v. 2024) versus the US Census Decennial and Intercensal population estimates (Vintage 2024)																			
					2005	2006	2007	2008	2009	2010	2011	2012	2013	2014	2015	2016	2017	2018	2019	2020	2021	2022	2023	2024
1	MINNESOTA	OLMSTED	F	Coverage %	106.6	106.7	106.6	106.1	105.2	105.3	105.3	105.5	105.3	105.5	104.6	105.8	105.8	105.0	104.6	104.3	107.0	107.0	105.1	101.7
2	MINNESOTA	DODGE	F	Coverage %	89.4	88.6	90.0	91.6	93.3	94.4	95.6	95.4	95.0	95.0	95.8	95.7	96.0	97.0	98.7	101.1	101.7	101.1	100.8	98.5
3	MINNESOTA	MOWER	F	Coverage %	37.0	36.8	37.5	39.6	43.4	80.5	95.8	98.7	98.9	98.5	98.9	99.5	101.0	101.6	102.1	104.6	104.8	104.4	102.3	97.0
4	MINNESOTA	GOODHUE	F	Coverage %	33.9	35.0	35.8	37.2	40.5	45.7	49.9	55.4	73.6	90.1	93.8	94.1	95.3	95.8	96.1	96.8	97.7	96.5	94.3	89.9
5	MINNESOTA	FILLMORE	F	Coverage %	69.3	69.0	69.4	69.7	70.2	70.7	72.2	73.4	74.4	75.2	78.3	74.6	76.3	75.6	77.7	80.1	82.6	81.4	79.3	76.4
6	MINNESOTA	WABASHA	F	Coverage %	61.7	59.4	59.3	64.5	77.8	85.9	87.4	87.9	90.3	91.5	93.5	91.9	93.6	95.6	96.4	101.9	102.9	101.5	99.9	97.1
7	MINNESOTA	WINONA	F	Coverage %	20.7	20.2	19.7	20.6	23.3	24.8	25.7	26.7	27.8	28.5	29.3	29.5	29.9	30.3	30.4	33.4	34.1	32.0	31.4	29.7
8	MINNESOTA	HOUSTON	F	Coverage %	6.0	6.1	6.2	17.7	45.0	51.8	53.1	53.6	53.7	52.9	51.8	51.2	51.3	51.3	49.3	50.8	51.5	48.1	45.5	42.8
9	MINNESOTA	FREEBORN	F	Coverage %	25.8	25.6	26.4	28.3	33.8	78.6	95.4	99.3	100.0	100.1	99.9	100.9	100.2	98.7	98.3	98.0	98.4	97.0	95.7	92.1
10	MINNESOTA	STEELE	F	Coverage %	24.3	24.3	24.6	34.7	63.1	89.8	95.8	98.4	99.3	98.8	98.5	99.8	101.1	102.3	101.1	101.3	101.1	99.9	97.1	93.0
11	MINNESOTA	RICE	F	Coverage %	11.8	9.6	9.3	12.4	16.7	19.1	25.6	30.4	32.0	32.3	32.6	32.0	31.7	31.3	31.0	36.9	37.5	32.4	30.1	26.3
12	MINNESOTA	BLUE EARTH	F	Coverage %	6.6	6.7	7.1	28.6	45.9	51.8	53.0	54.2	56.5	58.7	60.1	61.6	62.1	61.8	62.5	67.5	69.2	64.5	60.4	54.7
13	MINNESOTA	WASECA	F	Coverage %	18.2	17.2	17.3	49.3	77.7	86.9	91.3	93.5	93.9	92.6	92.1	92.3	92.8	91.5	89.5	90.6	90.4	88.4	85.9	81.8
14	MINNESOTA	FARIBAULT	F	Coverage %	17.0	17.3	17.4	24.4	32.9	62.5	77.2	84.6	85.2	84.6	84.9	84.5	80.5	70.4	67.3	69.1	70.1	67.3	65.2	59.3
15	MINNESOTA	MARTIN	F	Coverage %	22.5	22.5	22.2	30.6	43.7	73.8	87.8	93.9	94.4	93.3	93.9	95.1	95.3	93.8	92.6	93.8	94.7	92.7	87.4	81.0
16	MINNESOTA	WATONWAN	F	Coverage %	9.8	10.0	10.8	41.0	60.2	74.8	80.3	80.6	76.9	77.7	78.0	76.9	77.0	77.0	76.2	77.6	78.2	75.4	73.9	66.8
17	MINNESOTA	BROWN	F	Coverage %	6.8	6.2	6.1	16.9	23.9	26.6	26.7	25.8	25.0	26.7	28.0	27.5	26.7	25.4	23.6	24.0	20.3	18.2	18.8	16.6
18	MINNESOTA	NICOLLET	F	Coverage %	6.7	6.8	7.0	32.0	48.8	54.7	55.4	55.9	57.1	57.8	59.5	60.9	61.1	60.6	58.4	63.7	64.9	60.7	58.3	53.4
19	MINNESOTA	LE SUEUR	F	Coverage %	6.0	6.0	6.1	25.3	37.0	41.4	50.1	60.4	66.2	68.9	69.6	69.8	67.7	63.7	61.0	63.1	62.3	58.8	56.6	52.0
20	WISCONSIN	EAU CLAIRE	F	Coverage %	2.4	2.4	2.6	37.2	52.2	56.8	57.1	57.5	57.5	57.3	57.1	57.0	57.3	57.6	57.6	61.8	64.3	61.5	58.4	56.5
21	WISCONSIN	TREMPEALEAU	F	Coverage %	3.4	3.5	3.7	26.5	52.3	58.6	58.8	58.9	58.6	58.0	57.1	57.0	59.0	59.8	57.8	60.2	62.8	60.1	57.9	54.7
22	WISCONSIN	LA CROSSE	F	Coverage %	2.8	2.9	2.9	14.6	39.0	44.6	45.5	45.4	44.9	44.2	43.5	43.2	41.9	40.3	38.3	42.5	43.9	38.0	35.5	32.9
23	WISCONSIN	BUFFALO	F	Coverage %	9.0	8.6	8.7	32.1	52.4	60.7	62.5	64.3	64.9	64.1	64.1	64.7	64.4	62.5	60.8	60.4	59.9	56.4	54.4	51.4
24	WISCONSIN	PEPIN	F	Coverage %	9.8	9.6	8.9	27.8	46.1	54.9	56.9	59.3	60.6	62.8	63.0	61.1	63.6	63.4	59.8	62.3	62.4	61.8	56.5	56.5
25	WISCONSIN	DUNN	F	Coverage %	3.0	3.1	3.3	37.3	61.6	73.0	76.2	77.1	76.8	76.7	75.1	75.7	75.6	75.2	75.5	78.4	81.1	77.2	74.9	70.6
26	WISCONSIN	BARRON	F	Coverage %	2.0	2.1	2.2	20.7	31.3	35.5	37.4	39.2	40.9	42.5	43.3	44.0	44.3	45.5	46.3	49.3	51.4	48.7	46.6	44.1
27	WISCONSIN	CHIPPEWA	F	Coverage %	1.7	1.7	1.8	25.1	36.4	40.0	40.6	41.9	41.7	41.9	42.0	42.8	43.9	44.9	45.4	49.1	51.4	48.8	47.8	47.7
1	MINNESOTA	OLMSTED	M	Coverage %	101.9	102.4	102.1	101.5	100.5	100.3	100.3	100.4	100.4	100.2	99.8	100.9	100.9	100.3	100.2	100.4	103.5	103.1	98.9	93.0
2	MINNESOTA	DODGE	M	Coverage %	86.8	85.6	85.8	87.1	87.9	89.5	90.0	91.0	90.5	91.0	90.3	90.4	90.8	91.5	92.9	95.0	96.4	95.3	92.2	87.1
3	MINNESOTA	MOWER	M	Coverage %	36.2	35.3	35.9	37.8	41.8	70.0	86.7	91.9	92.3	91.6	91.1	91.6	92.8	93.8	96.4	98.4	98.8	97.3	93.1	85.4
4	MINNESOTA	GOODHUE	M	Coverage %	32.1	33.0	34.1	35.1	37.1	41.4	45.6	50.7	65.1	81.9	87.3	87.7	89.7	91.1	92.0	92.6	94.2	92.1	87.6	80.8
5	MINNESOTA	FILLMORE	M	Coverage %	66.4	65.3	65.3	64.9	65.6	67.6	67.9	68.6	69.7	71.0	73.7	70.5	71.6	69.7	71.2	73.0	75.5	74.4	71.7	67.3
6	MINNESOTA	WABASHA	M	Coverage %	56.8	54.9	55.0	59.3	71.0	80.1	82.3	83.5	84.9	86.9	87.8	86.0	86.9	89.7	91.1	95.5	97.3	94.9	91.7	86.4
7	MINNESOTA	WINONA	M	Coverage %	20.4	20.3	19.8	20.5	23.1	24.8	25.5	26.6	27.4	27.8	28.3	27.7	27.9	28.3	28.7	30.9	31.5	30.0	29.1	26.7
8	MINNESOTA	HOUSTON	M	Coverage %	6.2	6.4	7.1	15.3	40.4	48.7	51.1	52.1	52.0	50.9	49.8	49.1	48.0	48.8	47.6	47.7	48.7	41.9	37.9	37.9
9	MINNESOTA	FREEBORN	M	Coverage %	23.0	22.8	22.8	25.7	32.5	66.6	85.8	92.1	93.9	93.8	93.0	93.4	93.4	93.8	94.2	93.2	94.3	92.0	87.9	81.3
10	MINNESOTA	STEELE	M	Coverage %	21.5	21.7	22.6	31.6	54.9	82.2	90.6	94.3	95.0	94.5	94.4	94.6	95.6	96.7	96.3	96.3	97.0	94.4	89.5	82.7
11	MINNESOTA	RICE	M	Coverage %	7.5	7.5	7.7	9.8	12.9	15.6	20.3	23.9	25.5	25.8	26.1	25.7	25.4	25.4	30.9	31.6	26.3	22.6	19.5	
12	MINNESOTA	BLUE EARTH	M	Coverage %	5.5	5.9	6.4	22.6	38.3	45.0	46.9	48.4	49.8	50.6	51.7	52.9	54.4	55.5	56.8	61.6	62.9	58.2	53.8	47.0
13	MINNESOTA	WASECA	M	Coverage %	16.1	16.6	17.8	46.3	71.9	85.5	91.6	94.5	95.0	95.1	94.3	93.1	92.7	92.3	91.1	91.3	91.4	87.9	84.5	77.9
14	MINNESOTA	FARIBAULT	M	Coverage %	14.6	15.3	15.9	22.2	31.7	54.3	68.1	75.5	77.2	77.9	76.5	74.3	70.6	66.3	63.8	64.2	64.2	60.9	57.5	51.2
15	MINNESOTA	MARTIN	M	Coverage %	18.4	18.4	18.5	25.0	36.4	63.0	78.8	86.0	87.6	87.3	85.7	86.7	87.4	87.5	89.2	89.2	86.3	79.1	70.7	
16	MINNESOTA	WATONWAN	M	Coverage %	9.4	10.0	10.5	30.3	47.9	66.2	73.7	72.8	71.3	70.4	70.5	70.5	72.8	74.2	73.8	74.3	73.7	71.0	67.7	58.5
17	MINNESOTA	BROWN	M	Coverage %	6.3	6.3	6.6	14.5	21.2	24.7	24.9	24.2	23.3	23.5	23.5	23.4	23.4	22.8	21.9	21.9	19.1	16.6	16.4	14.3
18	MINNESOTA	NICOLLET	M	Coverage %	5.7	5.9	6.5	25.3	41.5	47.3	48.8	49.1	49.2	49.4	49.8	50.4	50.8	51.8	51.6	56.1	57.5	53.3	49.7	43.8
19	MINNESOTA	LE SUEUR	M	Coverage %	4.7	4.9	5.4	18.9	30.9	35.7	41.9	51.1	57.9	60.0	60.8	61.3	60.1	58.6	56.2	58.3	53.7	49.5	43.7	
20	WISCONSIN	EAU CLAIRE	M	Coverage %	2.1	2.2	2.6	31.1	48.3	54.4	55.9	56.6	56.0	56.3	55.9	55.8	55.9	55.7	55.9	59.7	62.6	59.9	55.2	51.6
21	WISCONSIN	TREMPEALEAU	M	Coverage %	2.7	3.0	3.6	21.1	47.0	55.2	56.5	56.4	56.7	56.2	54.5	54.5	55.8	56.7	56.3	57.2	60.0	56.7	52.9	49.1
22	WISCONSIN	LA CROSSE	M	Coverage %	2.6	2.6	2.9	12.0	35.9	43.6	45.5	46.2	46.2	45.4	44.2	44.0	42.5	41.2	39.7	42.1	43.5	38.7	35.6	31.8
23	WISCONSIN	BUFFALO	M	Coverage %	8.4	8.7	9.2	28.2	48.3	56.4	59.5	61.0	61.6	62.8	62.0	61.5	61.7	60.6	58.3	57.4	56.9	53.3	51.2	46.7
24	WISCONSIN	PEPIN	M	Coverage %	9.2	9.0	8.8	23.2	40.0	48.9	53.0	54.8	56.8	60.2	60.8	60.1	60.7	59.6	58.1	57.8	60.3	58.9	55.4	50.6
25	WISCONSIN	DUNN	M	Coverage %	2.7	2.8	3.3	27.5	51.0	66.1	71.3	72.9	73.3	74.1	73.3	73.4	73.2	72.7	72.6	75.3	77.8	73.7	70.2	64.3
26	WISCONSIN	BARRON	M	Coverage %	2.1	2.1	2.3	17.7	29.5	35.2	37.7	40.0	42.0	44.1	44.5	44.2	44.1	44.4	45.0	46.3	48.9	46.0	42.5	38.8
27	WISCONSIN	CHIPPEWA	M	Coverage %	1.5	1.6	1.9	20.2	31.9	36.0	37.0	37.7	38.1	38.2	38.1	38.6	39.4	40.2	40.7	43.7	46.4	44.3	42.4	40.7
1-27	MN & WI	All 27 Counties	F	Coverage %	26.4																			

REP Census Version 2024 - Full Summary

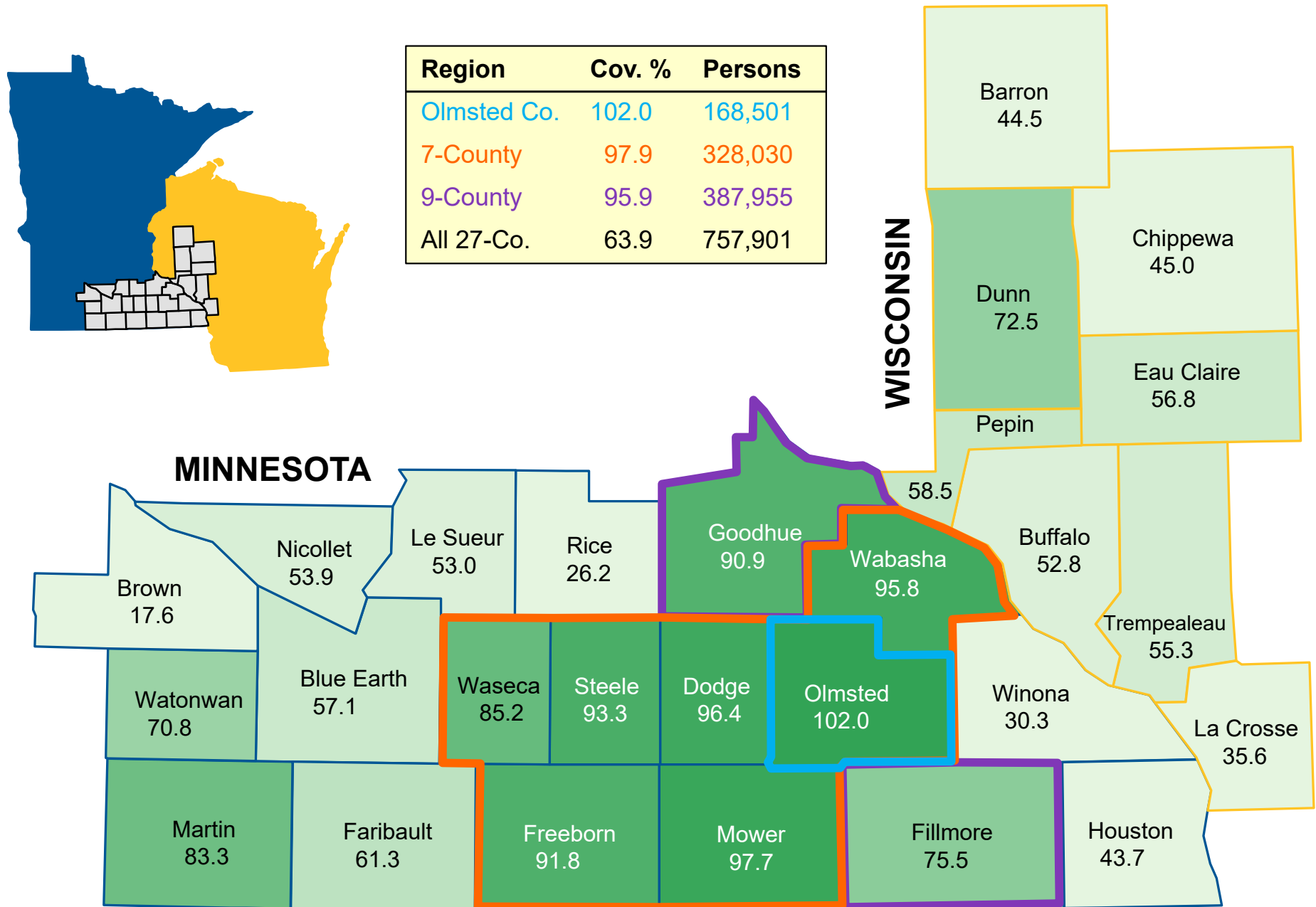
Percent coverage of REP Census (v. 2024) versus the US Census Decennial and Intercensal population estimates (Vintage 2024)																								Cos.		
Co. No.	State	County	Sex	Source	2005	2006	2007	2008	2009	2010	2011	2012	2013	2014	2015	2016	2017	2018	2019	2020	2021	2022	2023	2024	7	9
1	MINNESOTA	OLMSTED	All	Coverage %	104.3	104.6	104.4	103.8	102.9	102.8	102.9	103.0	102.9	102.9	102.3	103.4	103.4	102.7	102.4	102.4	105.3	105.1	102.0	97.4		
2	MINNESOTA	DODGE	All	Coverage %	88.1	87.1	87.9	89.4	90.6	91.9	92.8	93.2	92.8	93.0	93.0	93.0	93.4	94.2	95.8	98.0	99.0	98.1	96.4	92.7		
3	MINNESOTA	MOWER	All	Coverage %	36.6	36.0	36.7	38.7	42.6	75.3	91.3	95.3	95.6	95.1	95.0	95.6	96.9	97.7	99.2	101.5	101.8	100.8	97.7	91.1		
4	MINNESOTA	GOODHUE	All	Coverage %	33.0	34.0	35.0	36.1	38.8	43.6	47.7	53.1	69.4	86.0	90.5	90.9	92.5	93.5	94.0	94.7	95.9	94.3	90.9	85.3		
5	MINNESOTA	FILLMORE	All	Coverage %	67.9	67.2	67.4	67.3	67.9	69.2	70.0	71.0	72.1	73.1	76.0	72.5	74.0	72.6	74.4	76.5	79.0	77.9	75.5	71.8		
6	MINNESOTA	WABASHA	All	Coverage %	59.2	57.1	57.2	61.8	74.4	83.0	84.9	85.7	87.6	89.2	90.7	89.0	90.2	92.6	93.7	98.7	100.1	98.2	95.8	91.8		
7	MINNESOTA	WINONA	All	Coverage %	20.6	20.2	19.8	20.6	23.2	24.8	25.6	26.7	27.6	28.1	28.8	28.6	28.9	29.3	29.5	32.1	32.8	31.0	30.3	28.2		
8	MINNESOTA	HOUSTON	All	Coverage %	6.1	6.2	6.6	16.5	42.7	50.3	52.1	52.8	52.8	51.9	50.8	50.2	49.6	50.1	48.5	49.3	49.7	46.4	43.7	40.3		
9	MINNESOTA	FREEBORN	All	Coverage %	24.4	24.2	24.6	27.0	33.1	72.7	90.6	95.7	96.9	97.0	96.5	97.2	96.8	96.2	96.3	95.6	96.4	94.5	91.8	86.7		
10	MINNESOTA	STEELE	All	Coverage %	22.9	23.0	23.6	33.1	59.0	86.0	93.2	96.4	97.2	96.7	96.5	97.2	98.3	99.5	98.7	98.8	99.1	97.1	93.3	87.9		
11	MINNESOTA	RICE	All	Coverage %	9.6	8.5	8.5	11.1	14.8	17.3	22.9	27.1	28.6	29.0	29.3	28.8	28.5	28.3	28.2	33.8	34.5	29.2	26.2	22.8		
12	MINNESOTA	BLUE EARTH	All	Coverage %	6.1	6.3	6.8	25.6	42.1	48.4	49.9	51.3	53.1	54.6	55.9	57.2	58.2	58.6	59.6	64.5	66.0	61.3	57.1	50.8		
13	MINNESOTA	WASECA	All	Coverage %	17.1	16.9	17.5	47.9	74.9	86.3	91.4	94.0	94.4	93.8	93.1	92.7	92.8	91.9	90.3	90.9	90.9	88.1	85.2	79.9		
14	MINNESOTA	FARIBAULT	All	Coverage %	15.8	16.3	16.6	23.3	32.3	58.4	72.7	80.0	81.2	81.3	80.8	79.4	75.5	68.4	65.5	66.6	67.1	64.0	61.3	55.2		
15	MINNESOTA	MARTIN	All	Coverage %	20.5	20.5	20.4	27.9	40.1	68.5	83.4	90.0	91.1	90.3	89.8	91.0	91.4	90.8	90.6	91.5	91.9	89.5	83.3	75.9		
16	MINNESOTA	WATONWAN	All	Coverage %	9.6	10.0	10.7	35.7	54.1	70.5	77.0	76.7	74.1	74.1	74.3	73.7	74.9	75.6	75.0	75.9	75.9	73.2	70.8	62.6		
17	MINNESOTA	BROWN	All	Coverage %	6.6	6.3	6.4	15.7	22.6	25.6	25.8	25.0	24.1	25.1	25.7	25.5	25.0	24.1	22.8	23.0	19.7	17.4	17.6	15.5		
18	MINNESOTA	NICOLLET	All	Coverage %	6.2	6.4	6.8	28.7	45.2	51.0	52.1	52.5	53.1	53.6	54.6	55.6	55.9	56.1	55.0	59.9	61.2	56.9	53.9	48.5		
19	MINNESOTA	LE SUEUR	All	Coverage %	5.3	5.5	5.7	22.1	33.9	38.5	46.0	55.7	62.0	64.4	65.2	65.5	63.9	61.1	58.5	60.6	60.2	56.2	53.0	47.7		
20	WISCONSIN	EAU CLAIRE	All	Coverage %	2.2	2.3	2.6	34.2	50.3	55.6	56.5	57.1	56.7	56.8	56.5	56.4	56.6	56.7	56.7	60.7	63.5	60.7	56.8	54.1		
21	WISCONSIN	TREMPEALEAU	All	Coverage %	3.1	3.2	3.6	23.7	49.6	56.9	57.6	57.6	57.6	57.1	55.8	55.7	57.3	58.2	57.0	58.7	61.4	58.4	55.3	51.9		
22	WISCONSIN	LA CROSSE	All	Coverage %	2.7	2.7	2.9	13.3	37.5	44.1	45.5	45.8	45.5	44.8	43.8	43.6	42.2	40.7	39.0	42.3	43.7	38.3	35.6	32.4		
23	WISCONSIN	BUFFALO	All	Coverage %	8.7	8.7	8.9	30.1	50.3	58.5	61.0	62.6	63.2	63.5	63.0	63.1	63.0	61.5	59.5	58.9	58.4	54.9	52.8	49.0		
24	WISCONSIN	PEPIN	All	Coverage %	9.5	9.3	8.9	25.5	43.0	51.9	54.9	57.0	58.7	61.5	61.9	60.6	62.1	61.5	59.0	60.0	61.8	60.6	58.5	53.5		
25	WISCONSIN	DUNN	All	Coverage %	2.8	3.0	3.3	32.4	56.3	69.5	73.7	75.0	75.0	75.4	74.2	74.5	74.4	74.0	74.0	76.9	79.4	75.4	72.5	67.4		
26	WISCONSIN	BARRON	All	Coverage %	2.0	2.1	2.3	19.2	30.4	35.3	37.5	39.6	41.5	43.3	43.9	44.1	44.2	44.9	45.7	47.8	50.1	47.4	44.5	41.4		
27	WISCONSIN	CHIPPEWA	All	Coverage %	1.6	1.7	1.9	22.6	34.0	37.9	38.8	39.7	39.8	40.0	39.9	40.6	41.5	42.5	42.9	46.3	48.8	46.5	45.0	44.0		
7 Co	MN	Int J Epi, 7 Co.	All	Coverage %	67.7	67.8	68.2	72.1	78.7	91.3	96.5	98.2	98.5	98.5	98.2	98.9	99.3	99.3	99.4	100.1	101.8	100.9	97.9	93.0		
9 Co	MN	IJE + 2, 9 Co.	All	Coverage %	63.5	63.6	64.1	67.5	73.2	84.3	89.1	91.3	93.6	95.7	96.1	96.5	97.1	97.2	97.4	98.2	99.9	98.9	95.9	91.0		
1-27	MN & WI	All 27 Counties	Total	Coverage %	25.5	25.5	25.8	37.7	49.7	58.0	61.4	63.2	64.5	65.4	65.5	65.8	66.0	65.8	65.6	68.0	69.6	66.8	63.9	59.8		

Persons identified in the REP using the REP Census (v. 2024) timelines.

7 Co	MN	Int J Epi, 7 Co.	All	Counts	204,020	206,316	209,122	222,958	244,473	285,239	302,787	309,011	311,838	312,945	313,217	317,358	320,699	322,620	324,282	332,869	339,624	336,907	328,030	313,016
9 Co	MN	IJE + 2, 9 Co.	All	Counts	233,346	235,961	239,371	253,677	276,539	319,801	339,404	348,305	358,796	367,723	370,701	374,552	379,072	381,236	383,594	394,171	402,577	398,947	387,955	369,391
27 Co	MN & WI	All 27 Counties	All	Counts	278,316	280,996	285,961	421,066	557,866	653,254	693,971	716,494	732,648	744,686	747,819	753,535	758,914	760,025	759,582	800,516	818,903	789,311	757,901	711,620

REP Census Version 2024 - Full Summary

Figure. Coverage of REP Census (v. 2024) compared to US Census on 1 July 2023



REP Census Version 2024 - Full Summary

Percent coverage of REP Census (v. 2024) versus the US Census Decennial and Intercensal population estimates (Vintage 2024)

Co.	State	County	Sex	Age Group	Percent coverage of REP Census (v. 2024) versus the US Census Decennial and Intercensal population estimates (Vintage 2024)																			
					2005	2006	2007	2008	2009	2010	2011	2012	2013	2014	2015	2016	2017	2018	2019	2020	2021	2022	2023	2024
1	MINNESOTA	OLMSTED	F	00-04 yrs	112.0	111.6	112.1	111.7	108.9	108.1	108.7	108.0	106.3	107.3	104.1	104.6	104.9	103.7	101.5	98.9	99.7	100.1	98.7	94.1
1	MINNESOTA	OLMSTED	F	05-09 yrs	103.9	103.5	101.7	100.2	100.3	101.1	101.1	102.4	102.8	102.2	102.8	103.1	101.0	99.9	98.0	96.9	98.0	97.7	95.6	93.2
1	MINNESOTA	OLMSTED	F	10-14 yrs	99.1	97.9	98.0	98.5	98.1	98.5	96.6	97.6	98.4	99.0	95.7	97.7	97.9	96.5	94.9	91.7	95.1	96.5	94.1	90.9
1	MINNESOTA	OLMSTED	F	15-19 yrs	113.7	112.5	114.1	113.4	114.2	112.8	109.9	110.0	110.9	111.0	109.3	110.9	110.1	110.6	106.5	102.8	106.4	105.7	101.9	96.4
1	MINNESOTA	OLMSTED	F	20-24 yrs	137.7	139.9	142.5	142.4	135.9	137.0	138.1	138.5	132.8	130.0	129.3	129.4	130.9	128.6	128.3	128.3	135.8	132.6	128.0	113.3
1	MINNESOTA	OLMSTED	F	25-29 yrs	117.6	116.5	114.5	115.3	112.4	110.5	113.1	114.2	115.3	118.1	117.4	118.9	118.9	115.3	112.7	115.0	118.8	117.6	114.6	105.8
1	MINNESOTA	OLMSTED	F	30-34 yrs	109.1	110.1	108.8	106.3	106.6	107.4	106.3	106.4	106.0	106.5	107.3	110.2	111.4	109.4	113.2	116.6	120.5	121.8	115.9	108.2
1	MINNESOTA	OLMSTED	F	35-39 yrs	103.1	103.0	102.9	101.9	102.5	103.9	104.4	104.6	103.7	103.4	103.4	103.4	103.9	106.2	107.6	108.0	112.3	112.3	111.9	112.7
1	MINNESOTA	OLMSTED	F	40-44 yrs	100.4	102.7	102.9	101.8	101.7	102.2	103.5	102.1	101.9	102.1	102.8	103.9	103.7	103.3	104.3	103.6	104.8	106.5	105.6	103.8
1	MINNESOTA	OLMSTED	F	45-49 yrs	100.4	99.3	99.5	97.7	98.9	99.1	99.8	101.8	101.5	102.8	101.9	103.0	101.9	103.9	103.5	101.7	103.9	103.1	102.6	100.2
1	MINNESOTA	OLMSTED	F	50-54 yrs	98.4	99.7	100.6	101.3	100.1	100.4	99.5	99.3	100.3	100.8	99.7	100.8	102.7	102.8	102.4	102.0	104.1	103.3	101.9	101.7
1	MINNESOTA	OLMSTED	F	55-59 yrs	100.2	101.7	101.8	101.4	99.6	99.4	100.8	100.4	100.1	101.0	101.3	102.8	102.5	103.1	102.0	101.2	102.5	103.0	102.0	101.7
1	MINNESOTA	OLMSTED	F	60-64 yrs	101.6	102.2	100.7	101.8	101.6	100.8	100.4	100.8	101.3	101.0	100.0	101.3	101.7	100.0	101.9	103.7	105.7	106.2	104.0	102.6
1	MINNESOTA	OLMSTED	F	65-69 yrs	102.5	101.1	99.5	99.2	99.6	100.5	102.2	101.5	101.9	102.4	101.3	101.8	101.7	101.3	100.0	99.8	102.0	102.6	101.9	102.1
1	MINNESOTA	OLMSTED	F	70-74 yrs	103.0	101.6	102.7	102.0	102.4	102.1	101.7	102.1	101.4	101.0	100.2	102.9	101.7	100.7	102.0	102.1	102.5	102.3	103.1	101.6
1	MINNESOTA	OLMSTED	F	75-79 yrs	105.6	104.0	103.7	103.6	101.7	103.2	101.9	103.8	101.8	103.2	100.7	102.3	101.1	99.2	98.3	100.6	103.8	102.2	102.0	102.4
1	MINNESOTA	OLMSTED	F	80-84 yrs	97.4	97.5	97.0	96.1	99.0	100.0	101.2	100.2	103.7	102.2	100.0	99.1	102.7	100.6	98.8	100.0	100.8	103.3	102.4	102.0
1	MINNESOTA	OLMSTED	F	85+ yrs	95.2	93.9	95.6	96.9	95.3	97.8	97.0	96.6	95.9	95.1	93.5	93.2	91.9	89.9	90.8	88.4	88.3	88.3	88.7	88.9
1	MINNESOTA	OLMSTED	M	00-04 yrs	108.5	110.1	108.8	112.8	109.8	107.9	107.3	107.9	106.2	107.4	105.1	105.7	106.5	104.4	102.0	99.5	101.5	101.9	100.9	99.6
1	MINNESOTA	OLMSTED	M	05-09 yrs	104.1	104.3	104.2	101.2	100.8	101.7	103.5	102.6	105.2	104.0	104.5	104.4	104.4	101.7	100.1	98.2	99.9	100.0	96.8	91.5
1	MINNESOTA	OLMSTED	M	10-14 yrs	99.7	99.6	100.0	98.4	99.7	99.2	99.4	100.3	100.0	100.8	99.9	100.5	99.0	99.4	98.8	93.0	95.7	96.7	94.4	92.3
1	MINNESOTA	OLMSTED	M	15-19 yrs	110.1	110.4	110.1	108.7	107.5	107.9	106.3	106.1	105.4	105.0	106.3	108.1	108.7	105.9	103.4	100.0	101.1	101.2	98.3	92.8
1	MINNESOTA	OLMSTED	M	20-24 yrs	119.5	118.6	120.5	121.8	121.5	123.5	121.2	120.0	119.0	113.0	111.7	113.2	111.3	111.3	109.9	113.9	119.1	115.7	105.0	88.9
1	MINNESOTA	OLMSTED	M	25-29 yrs	103.4	106.1	103.0	100.2	98.2	97.7	99.0	99.6	99.7	102.5	103.4	102.1	102.5	99.6	98.5	107.8	113.4	109.4	96.0	79.8
1	MINNESOTA	OLMSTED	M	30-34 yrs	101.4	98.9	98.1	97.4	96.2	95.9	97.7	96.9	96.1	95.8	96.6	98.1	100.0	99.8	103.1	109.8	117.4	114.5	102.9	87.5
1	MINNESOTA	OLMSTED	M	35-39 yrs	96.8	98.0	99.4	98.9	97.1	96.2	96.4	96.6	96.3	96.2	94.2	96.2	97.1	97.7	99.6	101.2	106.7	106.9	103.5	98.4
1	MINNESOTA	OLMSTED	M	40-44 yrs	95.2	96.5	96.3	94.3	94.3	95.1	94.8	95.3	96.5	96.3	95.5	96.1	95.5	96.8	96.8	97.6	101.6	101.7	97.4	90.4
1	MINNESOTA	OLMSTED	M	45-49 yrs	95.3	95.5	95.5	95.8	94.7	94.5	94.2	94.5	93.8	93.6	94.4	96.1	95.3	97.8	98.0	97.9	100.2	99.9	96.3	91.8
1	MINNESOTA	OLMSTED	M	50-54 yrs	96.4	97.9	97.1	95.4	95.3	95.3	96.3	95.7	96.1	96.3	95.3	97.8	96.9	97.3	96.9	95.0	97.9	99.9	98.0	95.1
1	MINNESOTA	OLMSTED	M	55-59 yrs	96.2	97.5	97.9	97.3	96.5	95.9	95.3	97.0	96.9	96.8	96.8	97.7	98.0	98.9	98.1	96.1	98.9	98.5	95.5	93.3
1	MINNESOTA	OLMSTED	M	60-64 yrs	97.4	100.0	98.6	97.8	96.9	96.9	96.7	95.5	96.9	97.4	97.7	98.8	98.9	98.5	100.4	98.0	99.5	100.4	97.7	95.4
1	MINNESOTA	OLMSTED	M	65-69 yrs	103.8	103.2	104.1	102.9	101.0	100.0	99.3	97.8	96.7	96.9	98.2	99.7	98.8	97.9	99.2	97.2	97.8	98.9	99.5	97.8
1	MINNESOTA	OLMSTED	M	70-74 yrs	103.3	101.7	101.8	105.2	102.1	101.0	102.4	103.7	102.1	100.7	99.1	101.3	99.3	98.5	99.0	98.7	99.1	99.5	99.2	97.7
1	MINNESOTA	OLMSTED	M	75-79 yrs	101.1	103.3	102.7	101.0	102.1	101.2	97.6	99.8	102.8	103.4	100.6	104.3	104.3	101.0	99.4	101.2	103.6	102.5	100.5	98.8
1	MINNESOTA	OLMSTED	M	80-84 yrs	104.4	99.5	100.5	101.5	98.8	100.1	100.4	100.0	100.8	101.1	98.1	99.5	100.3	102.2	102.9	103.0	106.7	106.9	107.4	107.2
1	MINNESOTA	OLMSTED	M	85+ yrs	89.0	93.9	93.8	92.4	94.1	98.2	96.5	98.6	95.8	95.0	95.3	96.3	95.9	91.9	92.8	98.4	96.4	95.8	97.0	95.2

REP Census Version 2024 - Full Summary

Percent coverage of REP Census (v. 2024) versus the US Census Decennial and Intercensal population estimates (Vintage 2024)

Co.	State	County	Sex	Age Group	2005	2006	2007	2008	2009	2010	2011	2012	2013	2014	2015	2016	2017	2018	2019	2020	2021	2022	2023	2024
2	MINNESOTA	DODGE	F	00-04 yrs	93.0	90.8	89.6	91.5	92.2	92.6	92.4	94.6	97.2	96.8	101.5	95.8	98.7	100.0	98.9	97.8	100.5	98.7	99.7	102.5
2	MINNESOTA	DODGE	F	05-09 yrs	80.4	79.5	80.2	85.7	85.2	88.2	91.3	91.9	90.8	89.8	90.9	90.4	90.9	92.3	95.6	97.9	96.4	98.2	95.3	94.3
2	MINNESOTA	DODGE	F	10-14 yrs	80.8	80.7	83.9	83.7	87.5	86.8	86.7	88.1	86.6	88.6	93.1	91.7	91.0	94.2	92.2	91.8	95.8	94.2	96.9	95.0
2	MINNESOTA	DODGE	F	15-19 yrs	90.5	92.8	92.6	95.8	98.5	99.0	99.6	97.2	96.7	97.0	96.0	99.0	101.9	102.3	106.7	109.7	108.6	106.3	105.1	101.5
2	MINNESOTA	DODGE	F	20-24 yrs	112.8	108.5	121.6	131.8	141.0	133.7	133.5	127.3	118.6	113.2	108.4	109.0	108.6	105.1	106.3	111.9	111.1	113.1	114.3	110.7
2	MINNESOTA	DODGE	F	25-29 yrs	89.9	93.2	93.5	95.4	95.6	96.2	103.4	100.4	100.5	106.1	107.3	108.6	105.1	104.4	105.8	104.8	103.8	100.8	100.2	91.1
2	MINNESOTA	DODGE	F	30-34 yrs	87.5	83.8	87.5	88.6	89.5	95.1	97.0	98.3	98.4	95.0	95.6	98.8	98.0	97.1	104.9	109.2	109.9	108.4	104.1	97.4
2	MINNESOTA	DODGE	F	35-39 yrs	85.8	87.5	89.4	87.6	89.3	90.8	87.0	91.6	91.0	89.4	92.2	95.6	97.7	98.4	99.4	104.1	103.0	102.8	98.0	95.8
2	MINNESOTA	DODGE	F	40-44 yrs	89.1	85.6	85.3	89.5	88.3	90.5	91.0	90.8	91.3	93.3	91.9	87.0	88.0	93.4	94.9	98.1	102.0	100.8	103.0	99.6
2	MINNESOTA	DODGE	F	45-49 yrs	93.5	93.2	93.7	91.6	92.8	93.8	98.3	93.3	91.3	91.8	89.9	91.3	93.2	93.2	97.2	96.9	93.7	96.2	95.2	94.9
2	MINNESOTA	DODGE	F	50-54 yrs	87.0	82.9	83.0	86.2	90.2	89.1	90.5	94.4	93.4	93.6	97.3	97.2	94.8	95.1	98.0	96.5	97.9	97.9	97.0	98.3
2	MINNESOTA	DODGE	F	55-59 yrs	83.0	87.6	88.3	90.6	90.8	93.7	94.2	92.1	95.7	95.6	92.7	90.9	93.6	97.2	98.6	102.6	103.9	100.0	100.8	100.3
2	MINNESOTA	DODGE	F	60-64 yrs	95.5	92.2	91.1	89.7	91.7	90.3	91.9	94.1	92.8	90.8	95.9	98.1	94.0	96.9	95.0	95.8	98.7	99.9	101.5	99.4
2	MINNESOTA	DODGE	F	65-69 yrs	94.4	92.5	98.5	91.8	94.2	96.4	95.1	91.1	92.8	97.2	92.8	93.2	94.2	92.8	96.1	102.0	100.0	99.8	98.8	97.4
2	MINNESOTA	DODGE	F	70-74 yrs	88.0	90.2	88.5	91.7	98.2	97.3	97.0	99.4	95.4	94.6	97.3	94.0	95.4	92.7	93.3	94.1	96.1	96.9	96.8	94.2
2	MINNESOTA	DODGE	F	75-79 yrs	93.1	92.6	96.2	95.0	92.5	97.6	100.4	100.4	100.8	93.7	96.2	99.2	97.4	97.9	103.8	101.8	100.0	98.7	103.3	104.7
2	MINNESOTA	DODGE	F	80-84 yrs	78.7	86.6	87.0	87.3	97.3	96.9	94.4	87.3	91.8	93.7	98.6	104.4	99.0	104.6	91.2	106.7	108.4	109.0	109.1	108.3
2	MINNESOTA	DODGE	F	85+ yrs	97.4	88.9	91.1	92.4	84.2	94.6	97.6	98.0	99.6	97.7	94.3	87.7	89.9	89.4	93.0	108.1	109.3	107.3	108.1	98.3
2	MINNESOTA	DODGE	M	00-04 yrs	92.9	91.1	91.8	95.5	96.1	92.8	95.4	99.2	94.5	93.6	94.3	93.0	91.5	96.3	99.7	94.8	97.1	100.3	96.7	94.5
2	MINNESOTA	DODGE	M	05-09 yrs	88.6	85.5	82.0	83.6	87.8	88.5	90.0	89.5	90.8	95.5	93.9	92.0	95.0	94.8	94.1	94.1	94.7	94.7	93.8	90.3
2	MINNESOTA	DODGE	M	10-14 yrs	86.1	85.3	87.6	87.0	85.8	88.9	86.6	86.0	90.2	90.0	89.6	92.5	89.5	91.9	98.1	92.7	94.3	99.3	94.6	89.0
2	MINNESOTA	DODGE	M	15-19 yrs	85.6	82.5	80.3	84.5	89.2	90.0	89.7	93.8	92.2	92.4	92.8	93.8	96.2	96.9	99.6	98.3	102.9	100.8	98.9	90.9
2	MINNESOTA	DODGE	M	20-24 yrs	98.2	99.4	105.0	103.0	102.3	108.3	108.3	106.2	100.0	96.8	92.2	93.0	93.5	94.9	97.5	109.0	108.3	103.5	91.8	81.2
2	MINNESOTA	DODGE	M	25-29 yrs	82.8	86.8	84.5	89.7	85.6	88.0	90.4	90.5	92.1	91.1	92.4	95.1	94.3	84.9	79.9	94.2	92.7	87.5	78.7	67.8
2	MINNESOTA	DODGE	M	30-34 yrs	84.1	80.1	85.5	85.6	82.2	88.1	85.8	88.3	86.0	87.7	85.2	83.3	84.2	89.3	90.0	93.7	96.4	92.2	85.0	74.0
2	MINNESOTA	DODGE	M	35-39 yrs	82.8	78.5	77.1	77.9	83.1	82.3	86.9	88.9	89.4	84.9	86.6	87.7	89.5	87.6	91.3	94.6	96.5	92.5	90.7	88.5
2	MINNESOTA	DODGE	M	40-44 yrs	85.2	85.2	82.7	81.6	79.4	83.7	82.2	87.2	85.8	86.8	86.1	85.9	87.2	89.2	92.1	92.2	96.1	95.5	93.1	83.9
2	MINNESOTA	DODGE	M	45-49 yrs	81.2	79.4	82.1	82.6	81.8	86.7	87.2	85.5	86.1	87.4	87.4	84.3	86.8	86.4	86.0	87.5	91.3	89.6	91.6	89.2
2	MINNESOTA	DODGE	M	50-54 yrs	85.3	86.3	84.0	85.9	90.0	85.9	84.3	85.3	85.4	88.6	88.5	90.2	88.5	91.5	93.3	91.9	91.0	90.6	86.8	86.1
2	MINNESOTA	DODGE	M	55-59 yrs	86.1	83.7	86.8	86.6	84.9	87.2	89.7	88.1	89.0	91.3	88.4	87.7	87.6	90.5	95.6	98.7	97.8	96.3	96.6	87.4
2	MINNESOTA	DODGE	M	60-64 yrs	88.2	86.9	87.0	89.0	89.8	89.8	86.2	88.2	89.2	89.7	88.5	91.6	91.5	91.0	90.2	90.2	94.4	94.5	92.5	93.1
2	MINNESOTA	DODGE	M	65-69 yrs	91.9	92.1	85.4	91.3	95.1	94.8	98.6	99.7	97.0	98.4	92.3	88.2	88.0	88.5	89.7	92.6	92.1	91.1	91.5	91.1
2	MINNESOTA	DODGE	M	70-74 yrs	88.7	88.5	93.4	94.7	95.1	91.9	95.5	93.9	95.1	93.5	95.8	96.6	101.2	98.5	96.2	97.0	94.6	94.0	91.2	86.6
2	MINNESOTA	DODGE	M	75-79 yrs	82.7	82.9	91.4	84.0	86.9	93.6	92.5	91.2	94.0	92.8	96.6	98.4	95.2	96.5	97.4	107.1	106.6	104.1	102.3	100.0
2	MINNESOTA	DODGE	M	80-84 yrs	97.8	95.6	91.5	101.5	99.3	103.0	111.3	111.0	100.0	95.3	96.0	94.1	95.1	95.6	94.8	107.4	110.7	109.3	102.1	104.6
2	MINNESOTA	DODGE	M	85+ yrs	86.0	95.0	96.8	94.7	96.2	95.3	92.3	99.3	93.0	95.7	91.9	90.9	91.6	88.6	83.6	93.6	89.6	87.9	93.1	90.2

REP Census Version 2024 - Full Summary

Percent coverage of REP Census (v. 2024) versus the US Census Decennial and Intercensal population estimates (Vintage 2024)

Co.	State	County	Sex	Age Group	2005	2006	2007	2008	2009	2010	2011	2012	2013	2014	2015	2016	2017	2018	2019	2020	2021	2022	2023	2024
3	MINNESOTA	MOWER	F	00-04 yrs	26.7	27.2	28.1	28.0	34.6	63.9	97.9	100.2	102.2	99.1	99.4	100.6	102.7	102.5	101.1	100.8	100.3	98.3	97.9	89.2
3	MINNESOTA	MOWER	F	05-09 yrs	27.2	25.8	26.6	26.5	27.1	65.9	89.1	94.3	96.6	94.5	98.2	99.6	99.9	96.5	92.5	93.4	95.9	95.6	94.1	88.7
3	MINNESOTA	MOWER	F	10-14 yrs	28.1	26.6	24.8	28.8	32.0	63.3	86.8	92.7	89.0	94.4	95.3	96.1	99.8	102.5	102.2	98.7	98.6	97.2	89.1	81.5
3	MINNESOTA	MOWER	F	15-19 yrs	32.1	34.0	32.5	37.7	41.4	82.4	99.1	102.9	103.9	102.6	105.4	105.9	107.6	108.0	106.4	107.5	108.4	106.4	104.2	94.5
3	MINNESOTA	MOWER	F	20-24 yrs	34.9	35.7	40.0	42.5	49.8	93.9	125.2	121.9	120.8	117.2	116.4	113.2	119.9	114.7	118.1	122.2	122.8	121.0	109.8	100.8
3	MINNESOTA	MOWER	F	25-29 yrs	36.4	34.7	35.7	38.1	45.1	83.6	98.4	108.0	110.0	111.2	108.7	108.8	110.4	112.0	113.9	117.7	115.6	115.2	115.0	103.8
3	MINNESOTA	MOWER	F	30-34 yrs	36.6	36.5	35.0	39.2	45.2	79.6	95.3	102.7	103.2	102.7	102.5	103.3	104.0	105.3	107.1	112.2	113.1	112.4	108.5	95.5
3	MINNESOTA	MOWER	F	35-39 yrs	39.0	37.3	36.9	39.3	44.6	78.3	92.5	94.0	96.4	95.3	95.9	97.8	101.2	102.3	105.6	108.0	106.1	105.3	105.8	101.6
3	MINNESOTA	MOWER	F	40-44 yrs	37.1	34.8	37.8	38.8	43.2	79.0	89.8	95.1	92.1	92.3	91.1	96.7	94.9	97.8	99.5	101.7	100.9	102.0	99.7	96.2
3	MINNESOTA	MOWER	F	45-49 yrs	38.5	41.2	41.8	44.9	48.0	79.4	90.5	94.8	95.4	94.3	94.7	92.7	95.8	97.8	99.0	100.6	100.5	103.6	102.5	101.1
3	MINNESOTA	MOWER	F	50-54 yrs	36.1	36.0	37.7	40.5	44.4	80.6	93.8	93.2	95.0	93.8	93.3	95.6	95.4	97.6	100.4	102.7	101.4	100.7	98.7	96.2
3	MINNESOTA	MOWER	F	55-59 yrs	38.7	38.7	41.1	39.6	43.7	79.3	89.9	92.3	92.8	93.8	94.6	96.5	97.6	97.5	97.1	99.3	100.7	99.6	101.6	100.6
3	MINNESOTA	MOWER	F	60-64 yrs	37.2	39.5	39.4	43.3	44.7	84.8	94.6	96.4	96.5	97.8	95.2	96.0	95.8	97.5	98.3	103.2	105.6	105.5	101.9	97.7
3	MINNESOTA	MOWER	F	65-69 yrs	47.5	46.6	47.5	44.5	49.3	89.1	94.8	97.9	97.7	96.7	97.4	97.0	98.9	100.5	102.6	102.2	103.4	103.2	102.6	100.0
3	MINNESOTA	MOWER	F	70-74 yrs	52.1	50.6	50.9	53.4	54.1	95.7	101.1	100.7	99.1	100.4	101.1	100.1	101.4	102.3	101.6	105.5	104.3	106.5	106.8	107.9
3	MINNESOTA	MOWER	F	75-79 yrs	49.4	50.6	48.1	50.1	52.7	91.0	98.5	98.9	99.9	100.8	102.3	102.2	100.8	100.9	103.1	109.5	110.2	108.6	109.4	103.7
3	MINNESOTA	MOWER	F	80-84 yrs	47.4	47.1	51.2	53.9	51.8	96.1	99.6	98.6	95.4	94.2	99.2	99.4	97.3	104.4	102.8	110.5	109.7	106.9	108.4	111.6
3	MINNESOTA	MOWER	F	85+ yrs	38.0	37.1	39.4	42.7	46.8	92.2	96.6	96.2	96.0	95.5	92.4	90.9	92.1	89.6	89.1	96.1	97.0	97.9	99.3	98.5
3	MINNESOTA	MOWER	M	00-04 yrs	33.7	34.3	32.1	34.6	42.3	67.7	98.2	100.2	106.0	106.0	104.4	105.9	107.4	103.2	104.8	102.0	101.8	102.0	102.7	96.6
3	MINNESOTA	MOWER	M	05-09 yrs	25.8	26.6	26.9	30.0	31.7	67.7	90.2	97.1	99.6	98.1	97.8	98.5	102.6	102.8	101.7	101.7	100.9	100.2	101.7	94.7
3	MINNESOTA	MOWER	M	10-14 yrs	26.6	25.2	27.0	29.0	30.8	65.1	85.1	90.4	89.8	91.9	95.8	96.9	96.1	96.9	97.7	94.9	95.5	98.9	95.2	90.2
3	MINNESOTA	MOWER	M	15-19 yrs	30.0	28.7	28.5	30.1	34.8	62.3	86.1	94.4	92.9	91.2	93.3	95.2	95.9	94.2	97.9	97.7	97.2	93.3	91.5	82.7
3	MINNESOTA	MOWER	M	20-24 yrs	32.0	30.2	31.5	32.5	33.2	63.9	87.6	97.9	92.9	90.6	88.2	87.5	91.4	92.5	97.3	103.2	105.6	99.2	86.8	68.6
3	MINNESOTA	MOWER	M	25-29 yrs	30.4	28.6	27.2	29.4	32.0	59.9	82.1	95.6	94.0	90.2	85.8	86.4	85.0	85.6	95.9	103.9	105.1	98.4	84.9	68.9
3	MINNESOTA	MOWER	M	30-34 yrs	29.3	28.1	30.8	30.9	33.8	59.9	78.1	84.9	86.8	89.4	89.0	85.1	88.6	88.7	92.0	101.0	100.2	96.3	81.8	65.6
3	MINNESOTA	MOWER	M	35-39 yrs	33.2	32.2	30.4	31.8	37.0	61.9	81.4	84.0	86.3	84.2	82.2	84.7	87.7	89.9	97.7	101.4	100.0	98.2	88.4	79.5
3	MINNESOTA	MOWER	M	40-44 yrs	32.9	32.9	35.0	36.9	40.4	66.5	79.9	85.7	84.2	81.7	81.4	85.5	85.2	88.7	92.2	95.9	96.2	95.2	92.8	85.4
3	MINNESOTA	MOWER	M	45-49 yrs	37.9	36.6	36.6	36.6	40.4	66.2	81.7	85.9	86.1	85.2	84.4	83.1	84.3	87.9	90.7	90.5	91.7	93.6	90.9	86.6
3	MINNESOTA	MOWER	M	50-54 yrs	36.1	35.5	36.9	40.1	44.8	71.4	80.7	87.0	87.0	87.4	87.3	88.4	88.4	90.3	92.9	95.6	94.8	90.6	86.8	79.5
3	MINNESOTA	MOWER	M	55-59 yrs	35.0	34.2	35.5	38.2	46.1	75.6	87.2	89.7	91.4	90.4	89.8	87.2	91.6	92.7	92.4	90.5	93.1	93.4	92.8	88.9
3	MINNESOTA	MOWER	M	60-64 yrs	40.6	37.7	38.0	39.0	43.3	74.3	87.8	90.3	92.6	91.2	90.4	91.2	92.9	94.6	97.4	95.9	93.2	95.9	93.1	88.5
3	MINNESOTA	MOWER	M	65-69 yrs	50.6	50.4	49.3	52.8	55.8	84.4	87.3	90.2	90.6	91.2	90.9	93.9	93.1	94.1	95.4	97.2	100.7	99.8	97.7	96.3
3	MINNESOTA	MOWER	M	70-74 yrs	59.1	59.9	58.1	61.3	66.7	88.4	97.4	100.2	98.8	99.4	96.8	93.8	93.7	95.9	94.2	96.5	101.5	97.2	98.0	96.8
3	MINNESOTA	MOWER	M	75-79 yrs	62.4	59.5	64.0	61.9	66.7	94.7	99.0	99.6	98.8	102.6	98.1	101.7	101.6	105.4	103.5	106.5	100.8	103.6	102.3	101.2
3	MINNESOTA	MOWER	M	80-84 yrs	62.9	66.7	63.1	68.7	72.0	96.6	96.4	100.2	102.6	94.1	98.2	97.1	93.6	93.9	96.8	101.9	105.3	107.0	107.7	111.0
3	MINNESOTA	MOWER	M	85+ yrs	54.8	50.0	59.0	62.8	67.9	92.9	101.1	97.8	94.6	99.4	98.0	99.2	97.2	98.3	94.4	109.6	108.5	102.1	107.0	98.4

REP Census Version 2024 - Full Summary

Percent coverage of REP Census (v. 2024) versus the US Census Decennial and Intercensal population estimates (Vintage 2024)

Co.	State	County	Sex	Age Group	2005	2006	2007	2008	2009	2010	2011	2012	2013	2014	2015	2016	2017	2018	2019	2020	2021	2022	2023	2024
4	MINNESOTA	GOODHUE	F	00-04 yrs	27.0	28.3	28.1	28.7	31.2	37.1	41.1	45.2	60.8	90.9	93.6	94.4	92.2	90.4	89.3	86.1	88.5	87.9	84.1	86.7
4	MINNESOTA	GOODHUE	F	05-09 yrs	25.4	23.8	25.6	27.2	28.2	32.4	39.9	42.4	60.3	83.4	90.8	85.7	90.7	88.9	85.6	86.2	87.1	83.6	85.2	78.2
4	MINNESOTA	GOODHUE	F	10-14 yrs	23.1	25.4	26.3	25.4	27.1	34.0	40.5	43.1	59.7	78.2	84.7	88.5	91.0	90.8	89.1	87.0	88.7	89.7	85.2	79.5
4	MINNESOTA	GOODHUE	F	15-19 yrs	32.5	32.2	33.1	34.2	38.4	43.0	48.0	54.1	70.1	92.3	98.7	98.8	100.0	101.0	102.8	99.9	104.4	105.9	102.5	96.2
4	MINNESOTA	GOODHUE	F	20-24 yrs	40.1	39.8	38.5	42.9	49.5	58.4	66.1	71.4	89.3	108.0	109.7	108.4	112.9	109.1	112.0	118.2	115.8	110.7	104.6	96.3
4	MINNESOTA	GOODHUE	F	25-29 yrs	35.8	38.6	36.1	35.7	41.3	44.0	51.2	57.4	82.6	102.8	106.6	112.8	106.9	107.8	104.1	102.1	99.9	100.2	94.9	89.5
4	MINNESOTA	GOODHUE	F	30-34 yrs	30.4	32.1	35.2	35.9	36.2	41.1	45.7	53.2	73.9	93.0	95.1	95.7	95.7	98.7	107.3	108.5	109.2	100.2	95.5	86.6
4	MINNESOTA	GOODHUE	F	35-39 yrs	30.4	32.2	32.4	34.9	36.7	41.8	44.8	50.5	69.0	85.4	90.8	90.6	92.5	95.4	96.0	98.7	99.7	98.7	95.9	91.4
4	MINNESOTA	GOODHUE	F	40-44 yrs	33.5	34.6	34.2	33.4	36.7	43.1	47.5	52.3	69.4	85.0	89.9	91.1	90.8	95.4	94.6	94.1	96.5	95.4	93.3	88.0
4	MINNESOTA	GOODHUE	F	45-49 yrs	30.9	31.8	33.6	36.1	41.6	47.2	49.6	52.0	68.9	84.4	88.4	90.0	92.1	94.9	91.9	94.8	93.5	92.6	92.5	88.9
4	MINNESOTA	GOODHUE	F	50-54 yrs	35.3	36.1	36.6	35.3	38.8	43.2	47.0	54.0	72.0	85.6	90.5	90.0	90.0	93.3	93.3	91.7	95.1	92.8	91.2	87.0
4	MINNESOTA	GOODHUE	F	55-59 yrs	33.9	36.0	37.0	40.6	41.5	47.2	50.1	52.7	71.3	87.8	88.7	88.9	92.0	90.7	92.5	92.4	93.2	91.8	89.5	85.4
4	MINNESOTA	GOODHUE	F	60-64 yrs	39.6	39.3	40.0	39.8	44.3	48.2	51.9	56.4	75.2	87.1	91.9	92.9	92.2	95.1	96.0	94.8	94.3	94.6	91.5	88.8
4	MINNESOTA	GOODHUE	F	65-69 yrs	44.2	45.2	44.5	48.1	53.2	56.2	55.9	64.8	80.4	91.8	92.2	94.3	97.5	95.8	96.2	97.0	97.4	96.5	94.7	92.9
4	MINNESOTA	GOODHUE	F	70-74 yrs	46.7	46.0	48.4	51.7	54.2	59.2	62.2	69.5	87.7	94.3	97.3	94.8	95.9	93.9	93.9	96.8	97.9	99.3	97.7	93.3
4	MINNESOTA	GOODHUE	F	75-79 yrs	49.6	51.1	51.7	55.0	59.1	64.1	62.7	73.5	90.3	99.7	98.9	98.8	99.9	100.2	98.9	99.7	99.2	99.8	100.5	96.3
4	MINNESOTA	GOODHUE	F	80-84 yrs	43.3	46.9	49.2	52.4	53.5	58.5	62.4	71.8	88.1	96.1	99.8	97.7	100.7	99.8	103.8	107.9	108.8	103.4	105.3	101.8
4	MINNESOTA	GOODHUE	F	85+ yrs	35.0	37.5	41.9	42.9	47.2	52.1	56.9	66.4	86.2	94.2	95.3	94.3	94.4	92.2	90.8	105.0	106.1	112.6	114.0	111.5
4	MINNESOTA	GOODHUE	M	00-04 yrs	26.1	25.9	27.9	30.3	30.8	37.3	43.9	47.5	61.0	91.3	94.1	93.8	95.9	96.6	91.7	86.9	84.9	87.3	87.0	84.3
4	MINNESOTA	GOODHUE	M	05-09 yrs	26.9	27.7	27.8	28.4	28.6	29.9	37.5	42.0	60.1	81.5	89.5	89.7	92.3	92.1	94.5	94.3	95.3	90.4	86.5	81.1
4	MINNESOTA	GOODHUE	M	10-14 yrs	26.9	27.3	29.0	28.9	30.9	37.1	41.3	43.8	60.5	82.8	85.4	88.7	89.3	91.9	88.7	87.5	88.4	88.1	86.0	80.6
4	MINNESOTA	GOODHUE	M	15-19 yrs	30.5	30.3	32.7	33.4	35.9	37.2	41.4	46.7	60.2	81.9	90.4	88.9	89.5	93.0	96.6	94.9	96.8	90.7	83.8	77.6
4	MINNESOTA	GOODHUE	M	20-24 yrs	29.3	30.8	31.8	32.6	35.3	43.2	49.0	55.4	64.0	84.5	89.1	89.6	93.2	95.5	100.4	105.8	107.3	99.4	87.8	73.0
4	MINNESOTA	GOODHUE	M	25-29 yrs	29.8	29.5	28.0	26.5	29.4	32.4	36.9	41.7	59.8	80.0	87.7	88.8	92.4	90.2	87.9	94.0	95.4	90.7	76.3	61.1
4	MINNESOTA	GOODHUE	M	30-34 yrs	27.0	28.6	28.7	29.5	30.6	35.2	38.1	43.8	57.7	73.8	85.1	83.8	85.4	88.8	91.3	98.8	102.5	97.8	84.6	72.5
4	MINNESOTA	GOODHUE	M	35-39 yrs	28.1	26.6	28.5	28.8	30.7	35.5	40.2	43.9	58.4	75.2	80.7	81.8	84.9	86.9	87.3	91.3	96.8	93.9	88.8	80.9
4	MINNESOTA	GOODHUE	M	40-44 yrs	28.1	29.9	31.5	33.5	34.6	35.6	39.9	44.5	58.2	74.2	83.4	83.3	87.7	89.8	89.9	91.3	91.3	90.4	87.6	76.7
4	MINNESOTA	GOODHUE	M	45-49 yrs	30.2	30.9	30.2	32.5	34.2	39.7	44.4	48.1	62.4	78.7	83.0	82.3	83.4	83.5	86.2	89.5	92.4	91.4	88.5	81.6
4	MINNESOTA	GOODHUE	M	50-54 yrs	29.4	32.0	33.2	32.3	34.3	40.2	43.3	47.5	61.7	75.9	83.7	83.8	85.3	88.6	90.3	86.8	88.4	85.2	82.8	76.1
4	MINNESOTA	GOODHUE	M	55-59 yrs	31.6	33.3	34.9	35.6	37.4	42.3	45.5	50.7	64.2	79.1	82.2	82.9	84.8	84.6	86.6	87.0	90.9	89.0	86.1	81.5
4	MINNESOTA	GOODHUE	M	60-64 yrs	39.9	40.6	39.6	38.7	42.6	46.2	47.4	52.9	67.8	80.8	84.4	83.9	87.8	91.1	92.5	87.7	86.2	85.5	82.4	79.3
4	MINNESOTA	GOODHUE	M	65-69 yrs	47.5	46.6	49.5	51.1	53.4	58.0	61.1	64.4	77.1	84.5	88.5	90.1	91.5	92.7	95.4	93.2	93.3	92.9	90.6	87.0
4	MINNESOTA	GOODHUE	M	70-74 yrs	53.5	53.4	54.8	57.1	59.2	62.8	66.4	73.3	87.3	93.1	94.6	94.6	92.8	93.1	91.9	91.2	94.4	95.7	95.2	90.5
4	MINNESOTA	GOODHUE	M	75-79 yrs	53.4	54.2	58.5	59.2	63.5	64.8	65.3	82.2	93.1	97.6	99.6	102.1	102.3	98.9	98.6	98.2	99.6	98.1	96.7	92.8
4	MINNESOTA	GOODHUE	M	80-84 yrs	55.3	59.2	57.7	66.4	67.7	68.7	72.8	80.3	92.9	101.5	99.6	97.2	100.6	105.9	105.7	105.2	107.4	108.1	105.7	103.5
4	MINNESOTA	GOODHUE	M	85+ yrs	45.7	47.3	51.9	52.6	54.8	60.3	63.1	66.2	85.5	93.9	97.0	101.4	102.2	101.1	103.7	116.4	118.2	122.3	121.3	117.4

REP Census Version 2024 - Full Summary

Percent coverage of REP Census (v. 2024) versus the US Census Decennial and Intercensal population estimates (Vintage 2024)

Co.	State	County	Sex	Age Group	2005	2006	2007	2008	2009	2010	2011	2012	2013	2014	2015	2016	2017	2018	2019	2020	2021	2022	2023	2024
5	MINNESOTA	FILLMORE	F	00-04 yrs	72.0	67.2	66.6	68.2	67.3	63.7	66.0	67.8	65.5	65.5	70.9	67.1	67.1	67.0	65.8	67.2	75.2	71.6	70.1	67.5
5	MINNESOTA	FILLMORE	F	05-09 yrs	61.6	61.3	62.0	59.9	60.2	61.1	62.7	66.4	67.4	68.2	68.9	65.4	67.5	62.7	62.0	62.7	65.0	68.3	65.0	61.5
5	MINNESOTA	FILLMORE	F	10-14 yrs	57.8	57.6	59.2	58.5	61.3	60.7	63.3	63.6	65.6	65.8	72.2	65.4	71.7	64.6	63.1	63.2	66.2	64.8	63.7	64.1
5	MINNESOTA	FILLMORE	F	15-19 yrs	68.6	68.5	70.7	73.4	76.4	73.7	70.1	74.4	76.1	74.8	76.6	71.7	73.3	71.4	73.7	74.8	74.2	77.2	75.5	69.9
5	MINNESOTA	FILLMORE	F	20-24 yrs	97.7	92.6	88.6	94.1	98.2	100.5	100.7	90.4	88.7	86.2	90.0	80.0	80.5	84.0	96.7	96.8	98.4	89.4	83.3	79.6
5	MINNESOTA	FILLMORE	F	25-29 yrs	87.2	89.3	86.0	88.0	77.7	77.3	82.0	81.1	84.4	91.1	93.5	90.5	86.1	83.5	79.4	91.0	92.7	87.8	84.7	76.3
5	MINNESOTA	FILLMORE	F	30-34 yrs	65.1	65.1	67.1	68.7	74.5	76.1	77.9	81.4	86.0	85.3	90.7	85.9	82.3	82.5	91.8	90.9	95.0	89.4	85.6	79.7
5	MINNESOTA	FILLMORE	F	35-39 yrs	74.5	68.3	71.2	69.9	67.8	70.9	74.7	77.2	74.4	77.7	80.0	81.4	82.5	82.0	81.9	89.6	90.8	85.9	86.1	84.9
5	MINNESOTA	FILLMORE	F	40-44 yrs	73.4	74.2	71.5	71.2	72.0	73.6	73.7	72.6	76.7	76.5	80.8	75.2	78.2	75.1	78.6	78.6	84.5	86.7	83.5	78.6
5	MINNESOTA	FILLMORE	F	45-49 yrs	68.9	69.5	70.3	71.5	72.5	70.2	71.3	74.3	77.0	81.6	84.4	76.2	79.1	80.9	83.1	80.4	81.6	84.1	78.1	75.0
5	MINNESOTA	FILLMORE	F	50-54 yrs	65.5	66.3	67.4	67.0	68.4	68.8	69.7	70.8	71.7	73.1	77.6	76.8	78.6	78.3	85.8	87.1	88.4	80.6	77.9	77.9
5	MINNESOTA	FILLMORE	F	55-59 yrs	69.9	68.4	66.6	68.1	66.4	68.7	72.0	73.1	73.5	75.3	74.6	73.0	74.4	77.0	80.4	83.4	84.4	86.9	85.8	84.6
5	MINNESOTA	FILLMORE	F	60-64 yrs	68.0	70.0	68.5	65.2	64.7	64.9	66.8	70.3	72.0	70.7	76.1	74.4	75.8	76.2	77.1	82.1	82.7	80.3	80.3	77.6
5	MINNESOTA	FILLMORE	F	65-69 yrs	72.3	71.8	75.3	72.6	72.5	75.8	76.5	76.8	75.4	75.4	76.3	70.0	77.2	75.9	78.8	83.4	85.4	85.2	83.7	80.4
5	MINNESOTA	FILLMORE	F	70-74 yrs	62.8	60.4	64.1	66.3	72.0	74.6	76.4	80.3	80.4	79.1	81.4	79.1	79.5	82.8	82.0	85.0	89.7	90.1	86.7	83.7
5	MINNESOTA	FILLMORE	F	75-79 yrs	67.8	71.3	69.2	71.2	68.7	68.4	68.5	68.5	74.7	74.9	82.0	79.9	83.6	82.7	84.2	89.9	88.1	90.1	88.6	83.4
5	MINNESOTA	FILLMORE	F	80-84 yrs	64.4	63.8	62.3	60.8	63.1	68.0	75.0	71.7	71.6	72.6	76.3	70.5	79.1	78.3	84.4	86.8	92.1	90.0	90.4	92.6
5	MINNESOTA	FILLMORE	F	85+ yrs	58.4	65.9	69.7	68.4	67.9	68.5	67.3	67.7	66.8	69.2	68.8	69.2	66.9	67.6	66.1	65.4	69.3	69.4	68.8	69.4
5	MINNESOTA	FILLMORE	M	00-04 yrs	67.0	64.9	66.0	61.5	63.4	63.4	63.8	62.1	65.5	63.1	67.9	67.5	68.3	63.3	64.9	68.1	65.1	65.9	66.8	66.3
5	MINNESOTA	FILLMORE	M	05-09 yrs	62.0	61.0	61.5	64.3	60.7	62.7	62.3	65.2	63.4	67.4	67.6	65.1	63.1	59.7	56.2	58.2	62.7	61.6	61.1	62.5
5	MINNESOTA	FILLMORE	M	10-14 yrs	61.2	61.7	59.0	58.9	59.7	61.7	63.6	64.8	67.8	66.9	71.5	69.5	72.0	63.0	60.5	58.3	61.4	61.5	59.0	55.0
5	MINNESOTA	FILLMORE	M	15-19 yrs	70.2	67.0	67.8	67.0	70.7	72.2	70.3	69.9	71.6	72.9	78.2	74.6	78.2	78.3	78.6	76.5	76.7	74.9	66.1	61.7
5	MINNESOTA	FILLMORE	M	20-24 yrs	73.6	68.2	70.0	71.2	76.0	87.3	84.3	78.9	75.1	77.4	71.5	63.3	66.9	68.9	74.4	84.0	87.3	80.1	74.8	63.5
5	MINNESOTA	FILLMORE	M	25-29 yrs	68.3	71.3	68.0	66.2	61.4	66.3	61.4	61.5	71.3	73.9	80.8	73.5	69.7	62.9	63.3	67.1	70.7	66.7	62.3	54.1
5	MINNESOTA	FILLMORE	M	30-34 yrs	66.8	62.7	64.0	62.6	65.9	64.9	67.1	66.7	65.7	68.5	73.5	72.7	70.3	70.7	71.7	72.7	79.1	76.1	68.5	54.4
5	MINNESOTA	FILLMORE	M	35-39 yrs	64.3	62.4	59.9	59.9	61.3	66.2	69.5	72.0	69.7	71.8	70.7	65.9	68.8	63.9	68.6	76.8	81.1	81.0	78.3	68.2
5	MINNESOTA	FILLMORE	M	40-44 yrs	64.1	64.1	63.8	62.6	63.9	65.0	65.1	69.2	70.3	70.3	71.9	71.3	70.5	67.8	69.0	69.4	72.7	70.4	70.0	64.6
5	MINNESOTA	FILLMORE	M	45-49 yrs	66.1	65.9	65.0	66.9	65.4	66.2	66.6	69.6	70.8	73.4	72.7	69.9	72.8	67.1	69.8	70.0	77.2	74.8	71.4	64.2
5	MINNESOTA	FILLMORE	M	50-54 yrs	65.1	65.4	63.7	65.4	65.2	68.6	66.2	68.1	69.0	72.2	75.8	70.4	72.7	73.7	72.6	74.4	73.8	75.0	68.6	64.2
5	MINNESOTA	FILLMORE	M	55-59 yrs	62.6	63.4	65.5	63.2	67.5	66.4	68.2	67.7	68.8	67.5	73.5	69.7	68.2	67.4	75.7	79.4	80.7	79.8	76.9	69.3
5	MINNESOTA	FILLMORE	M	60-64 yrs	69.5	65.4	64.8	66.3	64.6	65.2	69.4	70.6	67.6	71.7	71.4	71.9	70.4	74.3	73.0	73.4	75.8	71.9	75.3	73.9
5	MINNESOTA	FILLMORE	M	65-69 yrs	70.3	64.7	67.2	66.6	67.8	72.6	69.3	68.8	73.8	71.4	73.5	69.0	72.9	73.2	80.1	76.6	79.1	77.5	76.6	75.8
5	MINNESOTA	FILLMORE	M	70-74 yrs	70.0	74.7	75.6	71.5	72.2	72.8	72.8	72.2	74.5	78.4	85.4	75.6	79.5	79.4	79.3	80.4	81.7	82.4	80.1	81.5
5	MINNESOTA	FILLMORE	M	75-79 yrs	61.1	64.1	64.5	63.5	66.8	69.7	76.0	76.9	77.3	78.6	80.9	78.3	84.5	84.1	85.0	86.5	88.7	89.9	86.3	87.8
5	MINNESOTA	FILLMORE	M	80-84 yrs	73.1	70.7	69.5	67.3	68.9	70.4	71.3	75.1	76.6	79.2	79.9	86.2	83.2	81.7	86.7	93.8	93.3	94.7	94.0	88.7
5	MINNESOTA	FILLMORE	M	85+ yrs	68.7	67.9	73.4	74.7	70.7	67.7	68.9	69.4	70.0	67.4	72.6	73.9	77.9	77.7	75.0	82.7	82.0	89.0	88.0	84.1

REP Census Version 2024 - Full Summary

Percent coverage of REP Census (v. 2024) versus the US Census Decennial and Intercensal population estimates (Vintage 2024)

Co.	State	County	Sex	Age Group	2005	2006	2007	2008	2009	2010	2011	2012	2013	2014	2015	2016	2017	2018	2019	2020	2021	2022	2023	2024
6	MINNESOTA	WABASHA	F	00-04 yrs	57.1	54.1	55.6	58.8	74.2	84.8	86.8	92.2	92.1	89.8	90.0	89.9	90.3	86.7	87.4	88.8	92.6	92.8	90.7	86.9
6	MINNESOTA	WABASHA	F	05-09 yrs	46.3	46.3	47.0	47.0	61.4	78.2	81.5	82.9	84.7	90.3	90.1	88.9	85.7	83.3	81.5	87.2	88.4	88.0	90.1	85.9
6	MINNESOTA	WABASHA	F	10-14 yrs	50.3	47.7	49.4	51.4	64.4	76.4	82.9	77.0	83.8	87.9	87.9	83.2	86.2	84.3	82.2	86.9	88.6	88.8	87.4	83.9
6	MINNESOTA	WABASHA	F	15-19 yrs	61.8	61.1	59.8	61.1	82.4	91.0	90.2	89.8	94.4	97.6	98.6	103.2	105.0	101.5	98.3	105.5	108.4	106.1	100.6	98.3
6	MINNESOTA	WABASHA	F	20-24 yrs	73.4	72.4	78.3	84.2	105.2	118.5	128.8	122.6	117.3	112.9	114.8	103.6	107.1	104.6	105.8	116.3	121.2	113.6	115.0	109.8
6	MINNESOTA	WABASHA	F	25-29 yrs	75.7	71.7	67.7	69.7	81.2	87.5	93.8	100.8	101.1	105.0	107.4	106.3	105.4	100.5	95.9	107.3	104.0	100.2	99.1	96.3
6	MINNESOTA	WABASHA	F	30-34 yrs	63.5	59.2	61.2	64.0	76.4	84.9	85.4	87.7	92.6	89.2	95.2	95.7	97.1	102.4	105.6	112.6	116.6	113.4	110.8	104.5
6	MINNESOTA	WABASHA	F	35-39 yrs	63.4	62.3	59.9	66.4	76.8	83.7	84.7	89.2	89.7	90.5	90.6	89.2	89.2	92.1	99.0	104.2	102.5	104.5	104.6	105.2
6	MINNESOTA	WABASHA	F	40-44 yrs	64.9	61.2	61.3	62.8	77.9	77.9	82.4	84.1	88.4	89.3	93.7	91.9	96.2	95.0	97.4	100.4	100.4	100.4	102.0	97.2
6	MINNESOTA	WABASHA	F	45-49 yrs	56.6	59.4	57.5	65.2	71.1	82.3	83.0	80.6	84.1	85.0	87.3	85.8	91.1	98.4	98.4	108.3	109.6	103.2	95.7	95.9
6	MINNESOTA	WABASHA	F	50-54 yrs	60.5	55.9	56.2	59.7	74.1	83.4	83.6	84.0	86.7	88.6	89.5	89.0	91.2	92.3	96.8	96.6	103.7	103.5	102.2	100.2
6	MINNESOTA	WABASHA	F	55-59 yrs	64.9	60.7	60.4	64.3	76.9	81.6	77.3	80.4	84.4	86.4	89.0	89.7	93.2	96.6	100.9	107.4	104.4	100.5	98.3	95.8
6	MINNESOTA	WABASHA	F	60-64 yrs	57.0	53.6	52.5	62.4	73.2	82.9	83.0	85.9	86.2	87.5	93.1	86.5	92.1	94.8	96.6	102.3	105.3	103.4	101.9	96.8
6	MINNESOTA	WABASHA	F	65-69 yrs	68.1	60.8	60.3	73.6	83.7	89.9	90.6	83.0	85.8	89.7	94.8	90.4	91.5	101.9	103.0	108.2	104.2	108.8	103.8	100.7
6	MINNESOTA	WABASHA	F	70-74 yrs	71.3	65.6	69.1	74.6	86.7	91.0	93.2	96.2	98.2	94.1	95.0	97.9	92.3	96.9	100.5	103.4	106.3	106.8	106.8	107.5
6	MINNESOTA	WABASHA	F	75-79 yrs	66.7	69.3	67.3	75.4	87.0	92.0	88.7	90.8	96.2	96.1	100.3	97.4	98.8	108.6	104.3	111.7	109.8	102.4	102.8	98.6
6	MINNESOTA	WABASHA	F	80-84 yrs	72.3	69.1	64.1	75.2	91.6	92.9	94.2	93.4	87.0	89.8	89.5	90.7	94.3	100.0	100.7	106.7	106.5	107.3	104.5	107.4
6	MINNESOTA	WABASHA	F	85+ yrs	57.1	59.3	58.9	75.8	92.1	92.1	88.0	83.5	86.4	87.8	83.3	81.5	82.2	87.6	80.1	79.5	79.4	78.7	80.4	78.4
6	MINNESOTA	WABASHA	M	00-04 yrs	60.3	56.8	58.4	62.9	77.0	89.1	87.8	91.5	90.3	91.6	91.2	91.3	88.3	87.4	87.9	90.9	94.6	95.2	94.5	96.5
6	MINNESOTA	WABASHA	M	05-09 yrs	55.6	54.8	54.2	58.8	70.1	81.7	83.5	84.4	84.2	90.6	91.0	86.6	82.8	80.6	80.2	81.8	85.7	86.5	85.7	78.1
6	MINNESOTA	WABASHA	M	10-14 yrs	50.6	49.7	48.7	52.6	72.8	80.5	86.8	83.5	85.0	84.9	90.9	87.4	87.8	86.5	86.3	83.2	86.5	82.9	80.9	82.9
6	MINNESOTA	WABASHA	M	15-19 yrs	53.8	51.0	55.4	59.0	74.1	86.9	88.8	91.0	96.6	95.1	95.9	96.9	99.7	98.3	97.7	103.2	100.3	98.6	93.3	83.1
6	MINNESOTA	WABASHA	M	20-24 yrs	62.8	63.7	59.1	62.3	79.9	97.0	100.0	95.1	92.6	99.1	99.3	93.2	91.6	100.4	102.9	111.0	115.9	103.0	93.7	76.4
6	MINNESOTA	WABASHA	M	25-29 yrs	57.1	51.5	56.1	60.0	64.2	72.9	82.6	91.7	94.8	86.9	93.9	93.2	90.9	89.5	85.7	95.6	96.9	82.1	76.8	62.9
6	MINNESOTA	WABASHA	M	30-34 yrs	56.8	54.4	54.6	58.8	67.6	74.8	73.6	79.6	82.3	85.2	84.4	83.2	85.8	88.9	95.6	99.7	105.5	100.0	91.1	75.7
6	MINNESOTA	WABASHA	M	35-39 yrs	47.9	49.9	50.8	54.6	61.7	73.4	74.8	74.3	76.4	81.6	84.1	81.6	87.7	90.8	94.3	94.2	98.6	99.7	89.3	87.2
6	MINNESOTA	WABASHA	M	40-44 yrs	51.6	48.5	49.9	48.2	62.6	67.9	73.3	76.0	78.0	79.9	77.9	78.0	75.4	84.7	87.0	95.7	98.5	95.1	91.6	85.5
6	MINNESOTA	WABASHA	M	45-49 yrs	56.1	52.7	50.2	56.4	63.6	73.8	74.9	73.7	75.3	79.9	79.9	79.3	81.4	83.4	87.7	88.4	93.8	89.6	86.3	84.2
6	MINNESOTA	WABASHA	M	50-54 yrs	51.5	52.5	52.4	54.9	68.0	76.3	78.4	81.1	82.9	80.9	82.6	80.2	81.3	85.8	89.1	96.5	94.4	93.0	91.4	83.9
6	MINNESOTA	WABASHA	M	55-59 yrs	53.8	47.9	48.5	55.0	68.1	75.7	80.3	78.4	81.3	85.4	86.4	84.8	88.9	90.2	92.8	93.6	94.0	93.0	91.2	89.4
6	MINNESOTA	WABASHA	M	60-64 yrs	60.5	56.3	54.8	57.1	70.9	78.4	77.6	80.6	83.1	83.8	82.8	85.6	87.2	90.2	91.5	99.2	99.1	100.2	98.9	90.9
6	MINNESOTA	WABASHA	M	65-69 yrs	65.1	62.3	62.2	71.0	74.7	82.7	84.0	81.9	81.1	85.9	87.0	81.7	84.9	91.8	89.9	91.4	96.7	96.1	93.0	92.7
6	MINNESOTA	WABASHA	M	70-74 yrs	69.9	69.8	67.1	75.3	87.8	91.9	90.2	94.1	93.9	91.5	94.5	90.8	89.4	91.7	91.2	98.7	96.5	99.1	98.5	97.4
6	MINNESOTA	WABASHA	M	75-79 yrs	73.9	72.0	68.5	71.6	79.3	85.0	90.8	92.8	90.9	100.0	94.3	94.5	94.8	102.7	105.2	111.5	107.3	101.8	100.9	100.8
6	MINNESOTA	WABASHA	M	80-84 yrs	67.8	72.9	73.1	79.1	89.6	89.6	91.0	86.9	88.3	88.8	92.9	92.0	98.8	100.4	100.3	110.7	111.5	113.8	114.4	112.5
6	MINNESOTA	WABASHA	M	85+ yrs	72.8	68.0	68.9	76.3	85.9	89.6	85.7	85.6	83.3	84.4	79.8	74.0	72.2	77.7	82.7	95.6	89.4	87.3	86.0	80.7

REP Census Version 2024 - Full Summary

Percent coverage of REP Census (v. 2024) versus the US Census Decennial and Intercensal population estimates (Vintage 2024)

Co.	State	County	Sex	Age Group	2005	2006	2007	2008	2009	2010	2011	2012	2013	2014	2015	2016	2017	2018	2019	2020	2021	2022	2023	2024
7	MINNESOTA	WINONA	F	00-04 yrs	24.0	23.3	20.8	22.0	25.9	25.1	26.2	30.4	31.8	30.8	30.5	31.7	29.6	28.9	29.7	32.3	32.4	31.1	32.6	32.7
7	MINNESOTA	WINONA	F	05-09 yrs	21.7	20.9	23.3	22.3	24.2	25.1	25.1	27.1	27.7	27.4	28.9	28.9	31.3	31.4	30.0	30.4	31.9	31.0	28.9	27.7
7	MINNESOTA	WINONA	F	10-14 yrs	21.0	18.9	18.2	21.6	24.2	25.9	26.6	27.8	28.4	29.3	31.6	30.4	30.2	27.9	29.1	32.2	33.2	32.5	31.7	28.3
7	MINNESOTA	WINONA	F	15-19 yrs	12.0	11.5	11.1	11.7	13.1	14.0	14.0	14.2	15.1	16.3	16.4	16.6	16.9	17.5	18.2	22.9	20.4	17.9	17.8	17.6
7	MINNESOTA	WINONA	F	20-24 yrs	10.0	9.7	9.4	9.5	11.2	11.7	12.3	12.3	13.0	13.2	13.9	13.4	14.3	14.4	14.3	18.1	21.3	15.3	13.7	12.1
7	MINNESOTA	WINONA	F	25-29 yrs	29.3	28.4	26.7	26.0	27.9	31.0	31.9	34.0	33.3	33.8	32.6	32.3	32.6	34.0	31.9	38.7	39.9	35.4	33.7	29.7
7	MINNESOTA	WINONA	F	30-34 yrs	25.5	23.7	25.2	28.1	31.2	32.3	35.3	36.9	34.5	35.6	34.8	34.7	36.0	38.2	39.7	40.9	39.0	38.6	38.8	35.1
7	MINNESOTA	WINONA	F	35-39 yrs	26.8	27.2	26.4	26.8	29.6	33.1	32.1	32.8	36.2	35.8	37.8	36.9	35.6	37.0	37.3	39.9	41.1	36.8	36.7	34.9
7	MINNESOTA	WINONA	F	40-44 yrs	22.8	23.1	23.8	25.5	28.3	30.7	34.4	34.8	37.3	37.2	38.6	35.5	36.6	38.0	37.4	39.9	41.2	38.9	37.5	34.7
7	MINNESOTA	WINONA	F	45-49 yrs	22.6	22.8	22.0	23.0	26.6	28.5	29.1	31.2	33.7	35.6	36.2	38.4	37.1	36.0	36.6	40.3	40.8	38.1	37.7	35.9
7	MINNESOTA	WINONA	F	50-54 yrs	20.3	20.3	18.9	20.2	25.6	28.6	30.3	32.1	34.4	35.4	35.2	34.7	34.7	35.7	36.5	38.4	39.7	37.4	38.5	37.1
7	MINNESOTA	WINONA	F	55-59 yrs	23.6	22.8	22.3	24.0	26.5	28.6	28.5	29.9	30.2	32.7	34.0	36.2	36.6	36.4	35.8	36.3	35.2	34.7	36.7	35.4
7	MINNESOTA	WINONA	F	60-64 yrs	27.1	25.0	25.0	26.1	29.5	29.8	29.4	29.1	31.5	31.0	33.4	33.8	33.3	32.9	35.0	37.9	38.3	37.1	36.6	34.7
7	MINNESOTA	WINONA	F	65-69 yrs	26.2	26.8	26.6	26.7	30.3	31.3	33.9	34.5	34.9	35.5	34.5	35.3	35.8	37.3	36.9	39.4	40.8	39.3	37.7	36.2
7	MINNESOTA	WINONA	F	70-74 yrs	26.1	27.6	27.4	27.7	31.2	33.0	33.9	34.5	37.1	37.2	39.2	38.9	39.0	37.5	37.1	38.1	39.9	40.9	44.1	40.4
7	MINNESOTA	WINONA	F	75-79 yrs	30.3	28.2	28.1	27.9	29.8	30.4	33.0	34.9	35.7	36.1	37.6	40.0	41.2	40.2	39.5	40.8	41.7	44.2	41.4	40.3
7	MINNESOTA	WINONA	F	80-84 yrs	25.9	27.2	23.3	24.5	27.7	28.4	30.6	31.0	31.9	32.2	35.4	35.9	37.0	40.1	37.8	42.8	44.5	43.9	39.9	39.5
7	MINNESOTA	WINONA	F	85+ yrs	22.5	20.7	21.3	22.4	22.9	24.2	26.3	26.8	27.3	28.0	27.6	28.6	28.8	28.1	26.9	31.7	31.0	32.2	33.0	32.5
7	MINNESOTA	WINONA	M	00-04 yrs	27.4	25.2	25.3	24.9	29.2	31.5	31.9	33.7	31.5	32.7	35.0	31.9	31.3	33.1	32.7	33.2	32.4	33.2	35.0	34.2
7	MINNESOTA	WINONA	M	05-09 yrs	22.8	23.6	23.1	24.1	26.0	26.7	28.3	31.5	33.3	31.6	32.1	32.7	31.1	30.5	31.2	31.7	33.0	29.8	28.9	26.7
7	MINNESOTA	WINONA	M	10-14 yrs	20.6	19.1	20.1	21.6	24.5	27.2	28.7	31.2	30.7	30.6	30.7	30.2	31.6	31.3	31.3	32.4	34.2	32.1	31.4	28.4
7	MINNESOTA	WINONA	M	15-19 yrs	14.3	14.3	13.4	14.3	15.4	16.4	15.8	16.1	18.5	19.8	19.5	19.3	19.9	20.8	19.9	22.2	21.6	22.1	22.6	19.8
7	MINNESOTA	WINONA	M	20-24 yrs	9.2	9.4	8.6	9.3	10.4	10.6	11.5	11.6	11.4	11.3	12.5	12.0	12.0	12.6	13.5	15.8	16.3	13.4	12.1	10.2
7	MINNESOTA	WINONA	M	25-29 yrs	23.0	21.6	20.4	19.4	20.7	23.8	24.3	24.9	27.7	28.3	24.2	23.0	23.3	21.7	22.8	27.4	28.9	25.4	22.8	19.6
7	MINNESOTA	WINONA	M	30-34 yrs	17.7	19.0	17.9	19.0	23.9	26.6	28.8	29.6	30.9	28.8	31.0	29.7	29.5	30.7	28.6	32.3	34.3	30.2	26.5	22.5
7	MINNESOTA	WINONA	M	35-39 yrs	24.3	22.7	22.4	21.8	26.0	28.1	27.5	29.9	31.1	31.2	30.0	30.9	30.4	31.2	31.4	36.1	35.0	32.7	31.2	26.9
7	MINNESOTA	WINONA	M	40-44 yrs	21.6	21.5	21.6	22.5	26.2	28.6	29.2	30.2	31.4	31.3	31.2	28.3	27.3	28.5	31.0	34.7	36.1	33.6	32.6	29.0
7	MINNESOTA	WINONA	M	45-49 yrs	22.0	21.4	21.7	21.7	26.6	28.3	30.2	30.9	29.1	28.9	30.3	31.8	32.8	31.7	30.4	32.1	32.0	30.1	30.0	28.5
7	MINNESOTA	WINONA	M	50-54 yrs	20.8	21.8	19.6	21.0	23.8	26.7	27.6	30.8	31.5	33.7	34.2	33.1	32.1	30.8	31.9	33.1	34.2	33.6	31.4	30.1
7	MINNESOTA	WINONA	M	55-59 yrs	21.2	21.4	21.9	23.8	25.4	27.2	25.8	27.2	31.0	30.4	30.5	31.5	32.6	33.6	34.1	34.5	34.5	32.7	32.7	30.2
7	MINNESOTA	WINONA	M	60-64 yrs	26.6	26.1	23.6	24.3	27.4	29.6	30.7	29.4	29.5	30.6	32.4	29.8	31.0	31.2	31.4	31.1	32.9	33.6	34.0	31.5
7	MINNESOTA	WINONA	M	65-69 yrs	26.2	26.5	27.6	27.6	30.8	33.2	35.1	35.5	33.3	34.5	35.1	35.4	35.2	37.3	36.8	38.9	37.1	36.7	35.1	32.3
7	MINNESOTA	WINONA	M	70-74 yrs	32.0	33.4	32.5	35.1	34.4	34.4	35.7	37.8	39.4	39.6	39.7	39.8	38.9	38.4	39.1	38.5	40.7	41.3	42.0	38.5
7	MINNESOTA	WINONA	M	75-79 yrs	32.9	33.2	31.4	31.9	32.3	34.1	35.5	40.1	42.3	44.0	44.5	40.7	40.7	39.1	41.0	43.7	41.9	41.9	41.7	41.5
7	MINNESOTA	WINONA	M	80-84 yrs	33.6	33.2	31.7	34.7	36.3	35.8	36.2	36.9	41.1	41.1	43.4	41.8	42.7	43.8	43.3	46.0	49.0	45.4	44.6	44.9
7	MINNESOTA	WINONA	M	85+ yrs	25.8	26.3	28.1	28.8	29.5	31.5	34.1	34.1	33.4	33.5	36.7	35.8	36.6	37.5	41.9	52.1	53.4	56.0	53.3	48.3

REP Census Version 2024 - Full Summary

Percent coverage of REP Census (v. 2024) versus the US Census Decennial and Intercensal population estimates (Vintage 2024)

Co.	State	County	Sex	Age Group	2005	2006	2007	2008	2009	2010	2011	2012	2013	2014	2015	2016	2017	2018	2019	2020	2021	2022	2023	2024
8	MINNESOTA	HOUSTON	F	00-04 yrs	3.4	3.3	2.5	9.8	48.3	49.8	50.1	50.2	49.7	49.2	47.5	41.0	41.0	38.5	35.2	37.6	36.2	34.1	34.1	39.0
8	MINNESOTA	HOUSTON	F	05-09 yrs	3.8	3.7	4.1	7.8	39.3	44.9	47.7	47.5	47.1	47.9	45.9	46.5	45.2	43.5	39.6	42.7	42.2	35.3	30.7	26.4
8	MINNESOTA	HOUSTON	F	10-14 yrs	2.5	3.3	4.0	10.0	37.4	47.8	46.8	43.6	46.8	46.5	44.1	44.5	42.9	44.6	42.3	41.7	41.3	40.1	38.3	36.2
8	MINNESOTA	HOUSTON	F	15-19 yrs	5.0	3.6	3.7	15.3	45.4	54.2	55.1	56.9	61.0	65.8	61.9	57.7	57.1	56.0	53.0	53.9	56.4	51.8	47.7	45.5
8	MINNESOTA	HOUSTON	F	20-24 yrs	8.7	6.8	7.5	24.7	68.0	87.3	95.7	84.7	78.6	71.7	66.3	61.8	65.3	63.2	60.2	66.7	62.8	56.8	54.7	50.1
8	MINNESOTA	HOUSTON	F	25-29 yrs	5.4	6.6	7.2	20.1	49.4	56.6	56.5	64.0	67.4	70.1	62.1	63.6	63.0	55.0	48.5	52.0	53.7	49.5	42.8	38.2
8	MINNESOTA	HOUSTON	F	30-34 yrs	4.6	3.9	5.4	17.8	40.2	51.5	54.5	55.3	58.9	55.6	53.6	54.0	53.6	53.8	52.2	53.2	51.7	44.6	40.6	37.7
8	MINNESOTA	HOUSTON	F	35-39 yrs	4.5	6.4	6.6	15.9	43.4	48.0	49.5	50.7	49.5	48.1	48.6	50.6	51.5	52.4	51.8	49.0	50.9	49.4	46.5	42.0
8	MINNESOTA	HOUSTON	F	40-44 yrs	5.5	5.4	6.0	17.7	41.1	49.6	51.2	51.0	50.4	47.3	45.4	46.8	48.9	50.0	47.9	46.1	50.3	44.7	43.6	41.2
8	MINNESOTA	HOUSTON	F	45-49 yrs	5.0	5.7	6.2	16.0	40.5	48.1	48.7	51.2	48.5	48.7	49.5	50.1	46.9	48.8	45.7	47.8	49.6	44.3	44.4	40.2
8	MINNESOTA	HOUSTON	F	50-54 yrs	7.3	6.2	5.0	16.6	43.0	48.6	48.7	47.6	46.8	46.0	50.5	51.2	52.7	54.8	56.5	56.9	53.5	45.9	41.6	36.7
8	MINNESOTA	HOUSTON	F	55-59 yrs	5.6	6.9	5.6	17.5	43.6	49.0	50.9	53.4	53.4	50.1	48.7	48.1	45.7	48.1	47.8	50.3	53.5	54.8	49.4	48.3
8	MINNESOTA	HOUSTON	F	60-64 yrs	9.0	9.4	11.0	20.5	42.0	45.4	49.7	49.3	50.8	52.6	51.6	52.0	56.6	56.1	51.6	51.4	50.3	43.6	42.8	39.9
8	MINNESOTA	HOUSTON	F	65-69 yrs	8.4	9.2	8.4	23.6	51.3	55.7	53.3	56.0	53.5	50.6	50.2	50.8	50.7	52.3	51.9	53.0	54.7	55.4	51.7	48.2
8	MINNESOTA	HOUSTON	F	70-74 yrs	10.2	11.6	9.5	21.6	43.4	56.0	61.3	60.0	56.0	60.9	55.2	52.6	56.5	56.1	53.2	54.0	54.8	52.3	51.7	51.1
8	MINNESOTA	HOUSTON	F	75-79 yrs	10.6	8.5	10.8	26.6	45.9	48.7	49.9	51.6	55.9	55.4	62.8	60.9	58.3	58.4	60.7	60.3	61.0	60.7	58.8	51.9
8	MINNESOTA	HOUSTON	F	80-84 yrs	10.7	10.5	7.9	30.3	50.5	52.0	51.9	56.2	53.0	47.8	46.6	49.2	49.0	55.2	54.9	62.4	61.8	62.1	59.1	62.7
8	MINNESOTA	HOUSTON	F	85+ yrs	6.0	6.9	6.6	26.4	54.1	57.9	52.9	51.1	52.6	49.8	50.6	48.5	46.4	43.1	40.5	48.9	51.7	52.9	49.4	44.7
8	MINNESOTA	HOUSTON	M	00-04 yrs	3.3	3.9	4.6	10.3	41.0	43.3	49.5	50.5	52.2	49.8	46.7	45.0	38.2	35.1	33.2	31.8	32.3	34.6	33.8	34.9
8	MINNESOTA	HOUSTON	M	05-09 yrs	2.7	2.7	2.8	9.8	35.0	43.4	43.0	45.7	47.5	47.7	46.4	47.1	46.5	47.1	43.6	41.3	38.4	36.2	32.1	27.5
8	MINNESOTA	HOUSTON	M	10-14 yrs	2.7	2.7	3.2	8.4	35.8	41.5	44.6	47.0	44.3	40.6	42.6	42.3	42.4	42.3	40.2	39.2	40.6	38.4	37.2	33.6
8	MINNESOTA	HOUSTON	M	15-19 yrs	3.9	4.9	5.6	11.9	41.2	52.2	51.6	51.6	53.5	54.4	51.5	49.6	51.4	48.2	42.8	44.1	46.5	40.5	40.6	38.7
8	MINNESOTA	HOUSTON	M	20-24 yrs	6.2	8.1	8.5	17.2	51.1	72.2	78.3	77.5	71.0	64.9	57.8	58.7	53.4	59.2	56.9	55.9	56.7	51.5	40.4	32.1
8	MINNESOTA	HOUSTON	M	25-29 yrs	5.9	3.8	3.9	15.2	43.1	55.2	61.3	62.8	65.0	64.2	62.8	58.5	55.3	50.3	48.7	51.3	48.3	42.4	36.1	26.6
8	MINNESOTA	HOUSTON	M	30-34 yrs	4.7	4.3	6.0	13.7	34.0	47.1	48.7	51.8	52.5	53.1	53.3	49.6	49.4	54.5	51.7	54.4	57.5	48.7	40.7	32.1
8	MINNESOTA	HOUSTON	M	35-39 yrs	5.0	4.0	3.5	9.0	33.3	41.0	50.5	48.7	50.2	49.6	48.1	46.7	48.1	45.8	48.3	48.3	50.1	44.1	43.2	38.6
8	MINNESOTA	HOUSTON	M	40-44 yrs	5.8	5.7	7.3	14.0	39.5	48.9	48.4	50.9	46.6	44.4	46.6	44.5	45.6	45.8	45.3	48.3	47.4	45.6	38.0	33.7
8	MINNESOTA	HOUSTON	M	45-49 yrs	5.3	5.1	5.4	14.1	39.7	47.1	52.6	52.1	52.9	50.5	48.7	50.5	48.4	50.1	46.5	46.0	45.1	40.2	38.9	34.9
8	MINNESOTA	HOUSTON	M	50-54 yrs	6.4	7.0	7.5	12.0	36.5	45.2	47.8	50.2	50.5	51.4	50.9	51.4	47.9	51.1	47.6	48.2	49.7	42.9	39.2	35.3
8	MINNESOTA	HOUSTON	M	55-59 yrs	6.5	6.1	7.5	17.2	38.2	44.8	46.3	48.8	47.4	47.2	46.2	46.2	45.7	47.7	50.3	49.2	50.0	45.9	45.3	40.3
8	MINNESOTA	HOUSTON	M	60-64 yrs	10.4	10.9	10.1	18.8	40.6	45.9	45.2	46.6	50.1	49.2	48.6	49.2	48.7	50.0	50.3	48.8	50.9	46.4	44.6	40.7
8	MINNESOTA	HOUSTON	M	65-69 yrs	14.7	12.6	14.4	28.3	49.9	55.8	53.2	53.3	47.5	46.8	47.9	46.9	47.6	52.5	50.7	51.8	52.2	51.0	47.5	43.5
8	MINNESOTA	HOUSTON	M	70-74 yrs	11.7	11.9	13.9	23.4	51.5	55.5	59.5	57.5	61.1	59.3	56.4	53.4	52.1	50.4	52.6	52.9	49.4	51.2	53.3	49.8
8	MINNESOTA	HOUSTON	M	75-79 yrs	14.3	15.5	14.5	28.1	47.0	53.0	50.7	49.1	53.3	58.2	55.9	60.2	56.9	59.2	60.2	57.9	55.4	55.0	50.5	50.3
8	MINNESOTA	HOUSTON	M	80-84 yrs	12.7	18.3	17.9	36.3	45.6	47.3	50.5	50.2	49.6	45.9	46.9	46.4	48.8	55.8	55.8	54.8	57.6	52.7	59.8	56.6
8	MINNESOTA	HOUSTON	M	85+ yrs	7.7	5.8	10.8	22.0	47.5	55.0	53.5	53.4	50.4	48.9	44.8	43.7	44.4	41.7	38.5	42.9	40.7	42.4	39.4	42.5

REP Census Version 2024 - Full Summary

Percent coverage of REP Census (v. 2024) versus the US Census Decennial and Intercensal population estimates (Vintage 2024)

Co.	State	County	Sex	Age Group	2005	2006	2007	2008	2009	2010	2011	2012	2013	2014	2015	2016	2017	2018	2019	2020	2021	2022	2023	2024
9	MINNESOTA	FREEBORN	F	00-04 yrs	9.8	10.0	11.8	13.8	24.7	58.9	103.4	105.8	103.9	102.6	105.3	104.5	102.0	103.0	101.4	95.9	99.2	98.5	97.3	95.4
9	MINNESOTA	FREEBORN	F	05-09 yrs	8.8	10.1	10.1	11.5	16.0	62.4	82.9	92.6	93.8	96.2	97.7	100.4	99.4	96.8	96.7	94.7	95.1	91.8	91.0	84.1
9	MINNESOTA	FREEBORN	F	10-14 yrs	10.4	9.5	9.8	13.4	20.3	64.3	83.2	90.2	91.3	93.1	91.9	95.3	94.8	95.8	96.2	94.5	94.9	96.1	91.4	87.0
9	MINNESOTA	FREEBORN	F	15-19 yrs	15.4	13.5	14.7	20.6	29.0	76.3	95.7	101.5	103.1	105.4	106.4	107.5	103.3	103.1	104.4	101.6	100.7	100.1	97.1	89.2
9	MINNESOTA	FREEBORN	F	20-24 yrs	18.7	17.9	19.3	26.5	39.2	100.5	129.2	130.4	130.1	119.2	116.6	116.4	113.6	110.2	110.2	107.2	107.7	104.4	106.2	97.3
9	MINNESOTA	FREEBORN	F	25-29 yrs	20.6	20.8	20.3	26.5	34.5	85.5	107.3	109.8	112.2	120.5	119.5	116.4	117.9	112.5	103.1	97.1	96.3	93.7	91.8	89.0
9	MINNESOTA	FREEBORN	F	30-34 yrs	18.0	20.7	21.2	25.6	37.1	85.0	101.2	102.7	102.9	100.0	98.1	105.2	102.8	101.6	103.4	103.4	104.7	102.4	100.8	89.2
9	MINNESOTA	FREEBORN	F	35-39 yrs	18.5	19.3	23.1	30.8	35.8	84.1	96.1	97.5	97.7	100.8	99.1	101.1	97.7	95.9	95.9	97.2	99.8	96.8	93.9	94.2
9	MINNESOTA	FREEBORN	F	40-44 yrs	17.4	18.0	19.0	22.8	33.0	75.4	90.1	97.8	101.7	99.6	99.3	99.7	101.6	100.5	100.0	99.0	98.5	96.3	95.9	92.9
9	MINNESOTA	FREEBORN	F	45-49 yrs	21.2	20.3	23.0	26.7	31.3	73.9	89.8	91.7	92.7	95.7	97.2	98.3	97.0	97.5	96.8	98.1	98.8	98.5	94.0	91.4
9	MINNESOTA	FREEBORN	F	50-54 yrs	27.3	25.4	23.3	24.3	28.9	73.7	88.1	95.9	96.6	96.0	96.4	96.4	94.6	92.6	98.2	96.1	96.8	96.0	94.4	92.2
9	MINNESOTA	FREEBORN	F	55-59 yrs	31.2	30.2	30.7	31.7	33.6	77.7	92.1	95.3	95.6	93.8	92.0	95.1	95.6	93.9	93.6	94.6	95.5	93.1	94.5	95.0
9	MINNESOTA	FREEBORN	F	60-64 yrs	36.2	33.2	33.4	30.9	35.1	80.0	93.8	96.8	98.0	98.9	98.4	95.1	96.1	94.1	93.9	92.7	93.9	93.0	91.2	88.9
9	MINNESOTA	FREEBORN	F	65-69 yrs	41.1	43.9	42.3	40.9	40.7	83.7	89.8	94.4	96.9	97.4	99.7	103.2	102.3	100.0	97.3	97.2	95.8	94.6	93.7	91.5
9	MINNESOTA	FREEBORN	F	70-74 yrs	51.1	49.7	48.2	44.9	48.0	86.0	96.8	99.5	95.5	96.0	96.8	94.6	96.2	95.5	95.9	96.9	97.1	97.1	98.4	95.0
9	MINNESOTA	FREEBORN	F	75-79 yrs	51.5	51.7	53.7	52.8	54.9	90.4	97.8	98.3	99.6	100.7	96.9	99.0	101.0	98.3	96.6	98.0	96.0	92.9	92.1	92.7
9	MINNESOTA	FREEBORN	F	80-84 yrs	55.0	48.8	50.0	46.2	48.0	91.0	97.0	99.0	98.2	98.9	100.6	101.2	98.7	98.9	97.5	101.1	105.1	104.0	100.8	101.2
9	MINNESOTA	FREEBORN	F	85+ yrs	42.0	47.3	48.1	40.6	37.4	87.9	96.2	96.2	96.9	95.9	96.0	94.9	95.3	90.7	92.2	106.1	103.2	104.9	106.0	100.0
9	MINNESOTA	FREEBORN	M	00-04 yrs	13.5	13.0	14.5	17.6	27.8	60.6	102.8	103.2	103.4	104.7	106.6	103.2	102.1	100.2	102.3	95.0	98.1	97.8	93.0	90.6
9	MINNESOTA	FREEBORN	M	05-09 yrs	11.8	11.3	12.7	17.7	21.4	63.3	85.0	93.2	97.6	97.7	95.9	100.2	99.5	100.1	101.4	97.5	99.7	98.0	93.5	85.8
9	MINNESOTA	FREEBORN	M	10-14 yrs	11.1	10.9	10.2	11.4	21.2	63.2	86.3	94.3	94.9	96.6	96.9	100.1	97.2	97.3	97.4	93.6	95.1	92.6	92.5	85.3
9	MINNESOTA	FREEBORN	M	15-19 yrs	11.5	12.6	11.3	14.8	22.8	57.7	88.0	97.7	96.6	93.6	95.2	96.1	98.4	98.7	101.9	98.4	97.9	93.5	89.9	79.3
9	MINNESOTA	FREEBORN	M	20-24 yrs	12.2	12.6	13.3	18.9	27.6	66.5	94.4	101.9	104.9	100.0	93.0	95.5	95.6	102.6	101.3	104.4	107.3	97.1	87.8	75.9
9	MINNESOTA	FREEBORN	M	25-29 yrs	11.5	9.7	9.4	15.7	25.8	58.6	80.3	88.9	95.4	97.2	93.8	93.9	90.3	92.6	91.1	88.5	90.7	90.7	79.4	63.7
9	MINNESOTA	FREEBORN	M	30-34 yrs	13.2	11.5	12.5	17.9	28.7	60.8	81.3	88.7	89.1	89.6	88.6	89.9	90.4	94.5	99.6	103.0	104.6	93.9	83.6	70.3
9	MINNESOTA	FREEBORN	M	35-39 yrs	13.3	13.3	14.8	17.0	26.6	58.8	77.1	85.0	88.3	87.1	86.7	88.5	86.2	89.6	89.4	92.1	94.7	90.4	86.9	80.7
9	MINNESOTA	FREEBORN	M	40-44 yrs	14.9	14.6	14.0	17.1	24.9	59.7	77.5	87.8	88.7	87.8	88.6	88.1	91.2	89.3	91.2	89.3	90.4	90.4	87.0	76.6
9	MINNESOTA	FREEBORN	M	45-49 yrs	19.6	18.5	18.8	21.2	27.3	61.4	77.7	84.5	86.5	88.8	89.7	90.1	95.0	95.1	92.4	92.4	90.6	90.2	84.4	79.6
9	MINNESOTA	FREEBORN	M	50-54 yrs	22.0	21.6	22.9	24.9	28.5	63.6	79.3	86.3	89.6	89.1	86.4	88.2	87.8	87.8	90.9	91.0	93.1	93.8	86.4	80.1
9	MINNESOTA	FREEBORN	M	55-59 yrs	27.8	27.0	26.3	28.3	33.1	67.5	83.1	87.6	91.2	88.1	87.7	87.9	89.5	88.9	90.9	87.4	86.7	85.0	84.8	83.4
9	MINNESOTA	FREEBORN	M	60-64 yrs	35.6	34.5	32.5	33.4	37.6	70.0	84.3	91.0	91.7	94.1	93.9	93.3	90.4	89.6	85.7	87.7	87.3	84.7	84.5	79.6
9	MINNESOTA	FREEBORN	M	65-69 yrs	48.4	46.5	44.1	44.1	47.7	80.4	89.8	93.3	92.2	94.2	92.3	90.4	91.2	92.0	94.6	90.0	91.6	87.3	82.7	80.0
9	MINNESOTA	FREEBORN	M	70-74 yrs	49.2	52.4	51.3	52.1	56.2	85.9	92.7	95.3	98.6	96.3	94.6	94.3	95.1	90.7	89.1	89.5	92.2	96.1	92.3	92.0
9	MINNESOTA	FREEBORN	M	75-79 yrs	57.9	55.5	54.2	58.2	61.3	85.7	94.3	97.2	95.8	97.8	100.4	98.7	101.2	99.3	95.6	95.6	97.3	93.3	93.7	90.8
9	MINNESOTA	FREEBORN	M	80-84 yrs	65.6	69.8	69.2	67.6	65.8	90.4	97.1	96.4	95.9	97.0	92.6	92.7	93.0	93.1	92.3	98.5	92.2	98.4	100.5	93.5
9	MINNESOTA	FREEBORN	M	85+ yrs	53.0	58.1	53.4	54.4	63.5	90.0	97.1	96.6	97.3	97.0	99.0	94.7	91.3	90.8	87.6	94.3	94.9	92.9	90.8	88.9

REP Census Version 2024 - Full Summary

Percent coverage of REP Census (v. 2024) versus the US Census Decennial and Intercensal population estimates (Vintage 2024)

Co.	State	County	Sex	Age Group	2005	2006	2007	2008	2009	2010	2011	2012	2013	2014	2015	2016	2017	2018	2019	2020	2021	2022	2023	2024
10	MINNESOTA	STEELE	F	00-04 yrs	11.9	11.3	10.1	17.0	57.0	90.7	96.6	98.7	99.4	99.3	98.6	102.6	100.0	98.5	98.9	93.1	91.5	91.4	87.5	82.4
10	MINNESOTA	STEELE	F	05-09 yrs	8.1	8.7	8.8	15.5	42.0	81.6	90.1	95.3	99.5	99.9	95.2	95.1	94.1	93.3	93.3	93.7	90.3	91.0	85.1	79.0
10	MINNESOTA	STEELE	F	10-14 yrs	9.8	9.0	9.0	18.2	44.1	77.3	86.4	87.9	93.6	90.8	94.4	96.0	96.1	96.1	94.4	89.7	87.6	86.4	87.3	80.9
10	MINNESOTA	STEELE	F	15-19 yrs	15.4	15.0	14.2	29.1	61.7	92.6	98.6	101.0	101.0	103.3	103.2	104.4	104.8	107.0	106.7	105.4	104.5	101.3	100.2	92.4
10	MINNESOTA	STEELE	F	20-24 yrs	22.4	22.9	23.1	41.2	81.2	119.0	134.0	133.0	119.5	116.5	110.3	114.4	118.3	122.5	116.6	118.5	119.5	111.9	104.9	97.6
10	MINNESOTA	STEELE	F	25-29 yrs	24.2	24.0	23.9	39.5	71.0	97.4	98.9	105.9	112.3	110.4	113.5	116.8	116.1	112.9	104.9	106.9	103.8	103.5	95.0	88.8
10	MINNESOTA	STEELE	F	30-34 yrs	20.4	20.7	23.0	32.1	64.4	94.0	102.8	103.7	104.0	103.8	103.5	104.6	103.1	110.3	109.2	108.7	107.0	104.7	101.4	93.8
10	MINNESOTA	STEELE	F	35-39 yrs	19.5	19.6	20.0	29.9	62.8	86.3	92.9	98.0	100.5	98.6	99.3	102.3	106.6	104.7	102.0	103.1	106.3	102.3	102.4	98.6
10	MINNESOTA	STEELE	F	40-44 yrs	22.1	20.2	21.0	29.5	56.5	86.3	94.2	97.1	96.4	98.2	96.2	93.9	99.1	103.3	103.3	105.3	104.8	106.4	101.8	98.1
10	MINNESOTA	STEELE	F	45-49 yrs	25.2	24.8	23.1	30.9	58.4	86.9	92.2	97.3	98.1	93.3	94.4	97.5	99.7	101.4	103.0	100.9	102.4	101.3	99.3	94.7
10	MINNESOTA	STEELE	F	50-54 yrs	25.5	25.3	26.4	37.8	62.2	83.9	92.7	94.1	93.9	93.7	95.5	97.7	101.6	102.1	99.3	102.8	104.8	104.1	99.4	99.6
10	MINNESOTA	STEELE	F	55-59 yrs	30.1	30.5	31.3	38.0	61.4	88.0	91.2	94.3	95.5	96.9	92.8	95.3	97.1	101.1	101.0	102.1	102.5	100.9	98.6	95.5
10	MINNESOTA	STEELE	F	60-64 yrs	37.2	36.4	35.4	42.8	66.6	88.5	92.2	94.6	94.9	96.7	99.0	94.6	98.4	99.7	99.3	97.9	102.6	99.0	98.0	97.4
10	MINNESOTA	STEELE	F	65-69 yrs	41.9	44.8	46.5	56.2	76.9	91.0	92.2	95.1	98.6	96.7	98.5	99.9	101.0	101.5	99.6	102.6	102.5	104.0	101.0	96.4
10	MINNESOTA	STEELE	F	70-74 yrs	48.8	47.3	46.3	56.7	79.5	91.5	96.4	96.2	96.9	99.7	96.5	97.4	97.8	101.3	100.5	103.6	103.6	102.6	99.0	99.1
10	MINNESOTA	STEELE	F	75-79 yrs	54.0	52.9	54.3	60.3	83.3	95.8	96.4	95.9	96.5	97.4	96.2	98.0	98.7	98.9	100.8	101.0	102.4	101.8	101.3	100.3
10	MINNESOTA	STEELE	F	80-84 yrs	51.5	57.8	54.7	64.3	82.4	93.8	91.3	94.2	93.5	92.5	96.3	93.4	94.9	94.6	96.3	96.1	96.5	98.1	98.6	100.2
10	MINNESOTA	STEELE	F	85+ yrs	39.5	40.5	44.5	57.4	79.5	90.5	94.5	93.5	92.2	90.1	88.6	91.1	88.4	89.4	88.9	93.2	88.9	87.8	87.8	87.0
10	MINNESOTA	STEELE	M	00-04 yrs	13.5	12.4	15.1	23.0	62.7	96.2	100.9	104.0	104.5	101.9	101.1	104.4	101.4	103.2	102.5	97.6	96.2	94.1	87.9	83.1
10	MINNESOTA	STEELE	M	05-09 yrs	10.8	10.9	10.6	20.0	47.0	79.5	92.4	98.3	97.3	98.9	102.0	98.4	99.5	95.0	95.2	94.0	93.6	91.7	91.1	82.9
10	MINNESOTA	STEELE	M	10-14 yrs	9.5	9.3	10.7	18.6	42.2	77.2	88.5	94.5	97.9	97.0	95.3	95.9	97.0	97.4	95.0	90.2	88.8	89.2	86.3	80.9
10	MINNESOTA	STEELE	M	15-19 yrs	14.4	13.9	13.5	22.2	49.4	78.5	87.4	96.4	95.4	96.7	96.7	97.1	98.3	99.9	103.4	101.4	100.6	94.4	86.1	76.0
10	MINNESOTA	STEELE	M	20-24 yrs	12.1	12.8	13.5	24.6	56.7	97.1	113.7	111.8	106.5	100.5	96.5	97.5	98.1	97.7	100.1	105.4	106.2	97.8	85.0	67.4
10	MINNESOTA	STEELE	M	25-29 yrs	11.5	11.5	14.2	24.1	43.4	75.4	90.4	93.2	95.7	95.8	100.1	95.8	90.6	92.5	89.0	94.7	94.1	88.1	77.7	63.2
10	MINNESOTA	STEELE	M	30-34 yrs	15.8	14.7	15.1	24.8	46.3	79.0	85.7	91.2	92.3	92.2	91.1	92.6	93.6	92.9	92.5	98.1	99.6	96.0	82.8	68.9
10	MINNESOTA	STEELE	M	35-39 yrs	15.7	15.2	16.4	25.2	49.4	77.6	89.9	93.0	98.6	95.5	94.9	92.8	92.5	93.7	92.8	94.3	97.3	93.0	89.5	79.3
10	MINNESOTA	STEELE	M	40-44 yrs	16.8	17.6	18.2	27.5	49.3	77.0	83.5	87.2	89.7	89.3	90.7	90.7	96.1	100.3	98.8	96.7	97.3	95.2	85.9	79.7
10	MINNESOTA	STEELE	M	45-49 yrs	22.3	20.6	21.7	30.0	49.8	75.0	84.4	90.6	92.1	91.1	91.3	90.5	94.0	98.2	97.6	97.0	101.0	99.0	94.2	88.3
10	MINNESOTA	STEELE	M	50-54 yrs	27.3	26.7	25.3	32.3	51.9	78.1	85.6	88.7	88.2	88.2	89.8	92.2	95.9	97.2	97.3	95.6	94.9	93.7	93.7	91.7
10	MINNESOTA	STEELE	M	55-59 yrs	28.1	29.6	31.6	40.1	59.0	81.7	87.0	91.5	90.8	91.1	90.2	91.8	94.1	97.2	95.0	93.1	96.6	94.4	89.0	87.5
10	MINNESOTA	STEELE	M	60-64 yrs	36.5	39.0	39.2	47.4	64.3	82.7	87.6	88.2	90.5	90.8	90.3	92.5	95.0	96.6	98.4	97.4	98.9	94.9	94.0	88.3
10	MINNESOTA	STEELE	M	65-69 yrs	45.4	46.7	46.9	55.7	74.9	90.4	91.3	95.6	93.5	94.9	95.5	92.1	92.5	94.7	95.1	95.0	97.1	99.7	98.4	97.5
10	MINNESOTA	STEELE	M	70-74 yrs	52.7	54.1	54.4	63.2	77.2	90.0	94.4	93.2	96.7	95.3	94.8	95.4	95.9	98.6	97.3	96.7	96.0	95.6	93.9	93.0
10	MINNESOTA	STEELE	M	75-79 yrs	64.0	62.5	62.7	71.6	92.4	97.5	96.9	96.7	96.8	98.5	95.0	97.0	96.5	99.6	99.2	100.6	101.5	98.6	99.0	100.5
10	MINNESOTA	STEELE	M	80-84 yrs	59.6	64.1	65.0	72.2	87.0	97.5	97.5	98.4	98.4	97.2	98.4	96.0	95.7	93.7	95.8	98.1	96.8	100.3	104.3	101.2
10	MINNESOTA	STEELE	M	85+ yrs	56.2	59.0	60.3	69.3	82.6	87.6	92.0	89.5	89.1	87.4	83.4	86.3	86.5	84.5	80.3	87.3	85.7	84.1	81.2	82.1

REP Census Version 2024 - Full Summary

Percent coverage of REP Census (v. 2024) versus the US Census Decennial and Intercensal population estimates (Vintage 2024)

Co.	State	County	Sex	Age Group	2005	2006	2007	2008	2009	2010	2011	2012	2013	2014	2015	2016	2017	2018	2019	2020	2021	2022	2023	2024
11	MINNESOTA	RICE	F	00-04 yrs	3.8	3.5	4.3	4.8	8.4	12.4	23.1	30.6	30.4	31.7	29.2	28.6	27.5	25.5	23.8	27.2	25.9	23.7	21.0	18.7
11	MINNESOTA	RICE	F	05-09 yrs	2.3	2.7	2.6	4.6	6.7	9.6	18.7	23.7	26.7	28.1	30.5	28.9	27.6	25.6	23.3	28.2	30.4	23.7	21.4	18.3
11	MINNESOTA	RICE	F	10-14 yrs	3.3	3.0	2.7	4.3	7.7	9.8	17.2	23.4	27.7	25.5	25.5	26.7	24.5	23.5	24.8	31.6	29.9	23.8	22.5	18.6
11	MINNESOTA	RICE	F	15-19 yrs	3.8	3.9	3.8	5.0	7.9	10.1	14.4	17.8	18.8	18.7	19.8	20.0	20.0	19.7	20.3	27.8	27.0	20.8	18.9	16.1
11	MINNESOTA	RICE	F	20-24 yrs	4.3	4.6	4.1	6.0	8.3	11.9	17.8	20.9	20.8	19.8	20.3	18.7	19.2	19.8	20.9	27.9	28.2	21.7	20.1	15.3
11	MINNESOTA	RICE	F	25-29 yrs	8.3	8.0	9.4	11.6	15.4	19.4	33.0	40.0	42.8	44.4	46.7	44.3	41.9	39.5	34.8	41.8	42.9	34.9	31.8	26.5
11	MINNESOTA	RICE	F	30-34 yrs	8.8	9.4	9.0	12.6	15.8	19.0	28.9	37.5	39.9	42.2	39.2	37.7	40.9	40.6	41.0	46.6	46.9	38.8	34.1	26.9
11	MINNESOTA	RICE	F	35-39 yrs	10.4	7.8	8.6	11.5	17.7	19.2	29.6	35.0	37.0	36.5	38.2	35.6	36.6	37.4	38.2	44.3	44.8	39.5	37.1	31.6
11	MINNESOTA	RICE	F	40-44 yrs	14.9	10.7	8.8	13.0	20.5	22.2	25.6	32.7	33.9	34.4	35.9	36.1	34.6	35.1	36.4	44.5	44.0	37.7	36.3	31.8
11	MINNESOTA	RICE	F	45-49 yrs	16.0	9.8	9.0	13.3	19.2	20.4	25.4	28.5	31.5	32.6	32.1	31.4	32.1	33.2	34.9	43.0	45.6	37.9	33.3	29.4
11	MINNESOTA	RICE	F	50-54 yrs	16.9	11.9	11.2	15.7	21.7	22.5	26.2	31.2	33.5	32.6	33.0	33.7	32.3	33.5	33.4	41.6	40.9	35.8	33.5	31.4
11	MINNESOTA	RICE	F	55-59 yrs	19.7	13.7	12.3	17.1	22.1	22.5	27.3	31.8	33.0	34.4	33.1	33.0	32.5	32.1	31.7	38.2	40.0	34.3	32.4	28.8
11	MINNESOTA	RICE	F	60-64 yrs	21.7	16.3	15.9	21.4	26.6	28.9	31.9	32.4	33.2	33.1	34.1	34.0	35.2	35.0	34.9	39.1	40.2	34.2	31.9	29.2
11	MINNESOTA	RICE	F	65-69 yrs	28.8	20.4	19.0	23.8	28.2	30.5	34.7	38.7	41.4	40.8	38.8	37.1	35.6	35.1	34.7	38.4	38.5	38.5	36.2	34.6
11	MINNESOTA	RICE	F	70-74 yrs	28.8	26.0	26.4	32.2	34.3	38.5	40.2	42.1	42.3	41.1	42.0	41.6	43.0	42.1	40.1	42.4	44.0	39.3	39.1	33.7
11	MINNESOTA	RICE	F	75-79 yrs	30.5	28.8	27.6	30.0	37.8	36.8	44.5	47.5	46.5	48.9	49.1	47.7	43.6	42.3	42.4	45.9	47.9	47.1	43.6	39.8
11	MINNESOTA	RICE	F	80-84 yrs	27.0	24.2	21.0	23.9	30.0	33.4	38.0	42.5	42.8	45.2	44.4	44.9	46.3	43.8	39.7	44.6	46.4	48.2	44.9	43.1
11	MINNESOTA	RICE	F	85+ yrs	17.6	16.9	17.3	19.6	22.8	24.5	30.0	32.3	32.7	34.0	38.8	39.1	39.2	36.5	31.8	34.9	40.4	42.4	38.4	34.7
11	MINNESOTA	RICE	M	00-04 yrs	3.3	4.0	4.4	5.8	10.9	14.1	23.5	29.4	31.4	32.3	33.2	30.6	29.2	28.1	25.4	27.5	26.0	23.6	20.6	15.7
11	MINNESOTA	RICE	M	05-09 yrs	3.1	3.2	3.4	5.2	7.8	11.1	19.7	24.5	28.6	28.7	30.4	28.6	28.2	26.9	25.6	31.3	32.1	25.0	21.0	17.0
11	MINNESOTA	RICE	M	10-14 yrs	3.3	3.0	3.6	5.1	7.4	10.6	16.6	22.0	24.4	27.3	27.4	28.1	27.0	26.1	25.4	29.4	30.1	23.9	20.8	17.3
11	MINNESOTA	RICE	M	15-19 yrs	3.9	3.9	3.7	5.3	7.5	9.5	13.3	16.8	18.2	18.2	19.3	19.1	18.3	18.7	19.8	25.7	25.7	19.4	17.4	13.9
11	MINNESOTA	RICE	M	20-24 yrs	2.6	2.5	2.8	4.0	6.2	8.4	10.6	12.8	13.6	13.3	12.9	11.1	12.0	12.8	14.0	21.3	21.3	16.1	11.8	10.2
11	MINNESOTA	RICE	M	25-29 yrs	4.1	3.8	3.4	5.8	8.4	11.2	15.4	20.2	21.6	20.9	20.6	20.0	19.4	18.4	19.3	29.2	29.5	19.8	15.3	11.3
11	MINNESOTA	RICE	M	30-34 yrs	3.7	4.2	4.4	6.8	10.0	12.7	17.0	21.2	22.1	21.1	19.5	19.7	19.7	21.4	21.2	29.9	30.1	21.4	15.3	11.6
11	MINNESOTA	RICE	M	35-39 yrs	5.2	4.5	5.2	7.1	10.2	13.2	16.3	20.1	20.7	21.8	22.7	22.0	22.4	22.7	23.5	31.1	31.5	23.5	19.2	16.2
11	MINNESOTA	RICE	M	40-44 yrs	6.4	5.7	5.1	8.4	11.3	13.0	17.1	20.3	22.1	21.8	22.2	22.7	21.7	21.4	23.0	30.1	30.5	25.6	20.8	17.4
11	MINNESOTA	RICE	M	45-49 yrs	6.8	7.6	7.7	9.7	13.2	17.0	20.7	22.9	23.8	22.8	23.3	22.3	22.6	24.1	23.9	30.9	31.2	25.8	20.8	17.8
11	MINNESOTA	RICE	M	50-54 yrs	9.1	9.2	9.4	11.8	15.1	17.1	20.9	24.7	25.5	26.2	26.8	26.9	27.2	27.5	28.2	31.6	32.5	26.9	23.7	20.2
11	MINNESOTA	RICE	M	55-59 yrs	10.3	10.1	10.7	13.1	16.0	18.3	22.8	26.5	28.2	28.2	27.2	27.6	26.1	27.3	28.7	33.2	35.9	31.2	26.9	24.9
11	MINNESOTA	RICE	M	60-64 yrs	16.6	16.5	14.6	16.5	20.5	21.6	25.5	27.8	30.5	30.3	31.4	33.2	33.9	32.7	30.5	34.6	35.2	31.7	29.5	25.9
11	MINNESOTA	RICE	M	65-69 yrs	20.3	22.6	22.4	23.9	27.4	29.1	32.6	34.0	33.1	35.0	34.6	34.2	34.0	33.8	31.9	35.3	37.1	33.9	31.9	29.3
11	MINNESOTA	RICE	M	70-74 yrs	28.1	25.6	25.5	28.4	31.4	33.6	40.0	42.5	44.6	44.4	43.7	42.3	39.7	36.4	36.1	37.3	39.5	39.4	37.2	33.5
11	MINNESOTA	RICE	M	75-79 yrs	34.5	32.5	31.6	37.5	38.7	42.3	43.8	48.2	48.3	48.2	47.4	47.7	48.8	48.4	46.3	46.2	46.8	44.1	42.5	41.3
11	MINNESOTA	RICE	M	80-84 yrs	26.7	26.3	29.7	33.3	40.4	40.6	46.4	44.3	49.8	53.2	55.1	47.7	47.9	44.3	44.9	45.7	50.4	51.2	48.5	46.2
11	MINNESOTA	RICE	M	85+ yrs	24.8	24.3	28.1	31.6	32.2	35.4	42.6	51.1	47.4	45.7	48.1	53.2	50.1	48.5	47.1	52.5	53.7	51.5	50.4	49.7

REP Census Version 2024 - Full Summary

Percent coverage of REP Census (v. 2024) versus the US Census Decennial and Intercensal population estimates (Vintage 2024)

Co.	State	County	Sex	Age Group	2005	2006	2007	2008	2009	2010	2011	2012	2013	2014	2015	2016	2017	2018	2019	2020	2021	2022	2023	2024
12	MINNESOTA	BLUE EARTH	F	00-04 yrs	2.3	3.2	3.4	15.3	52.9	60.8	63.2	64.3	67.2	68.7	67.5	68.9	69.8	70.2	70.1	69.3	69.6	68.6	64.1	56.1
12	MINNESOTA	BLUE EARTH	F	05-09 yrs	2.2	2.3	2.5	17.9	34.6	39.5	43.8	47.6	49.2	52.9	53.2	53.9	55.2	55.0	55.1	54.1	57.0	54.3	51.2	45.4
12	MINNESOTA	BLUE EARTH	F	10-14 yrs	1.9	2.1	2.9	20.9	36.6	41.4	41.6	43.8	43.8	43.4	45.7	50.1	51.6	53.0	52.8	57.7	58.7	53.3	47.8	41.5
12	MINNESOTA	BLUE EARTH	F	15-19 yrs	2.2	2.3	2.9	18.0	30.2	30.7	31.2	32.3	36.3	37.3	36.3	36.4	39.6	40.2	40.4	48.7	47.3	41.9	35.5	30.7
12	MINNESOTA	BLUE EARTH	F	20-24 yrs	2.2	2.5	2.6	16.6	28.9	33.3	32.9	32.3	33.7	34.4	34.1	33.0	34.4	35.6	37.9	45.5	48.2	41.5	36.0	29.5
12	MINNESOTA	BLUE EARTH	F	25-29 yrs	5.1	5.0	5.3	35.7	55.1	65.8	68.0	69.8	71.8	76.2	81.4	82.1	79.3	77.5	76.4	81.6	85.5	76.8	74.5	64.7
12	MINNESOTA	BLUE EARTH	F	30-34 yrs	5.5	6.0	5.5	30.4	51.4	63.6	66.7	69.0	70.9	74.2	79.1	80.9	81.7	79.8	81.0	87.0	88.6	82.0	78.0	70.1
12	MINNESOTA	BLUE EARTH	F	35-39 yrs	5.6	6.7	7.1	32.4	52.3	59.1	59.6	59.4	64.4	68.6	71.3	75.5	75.7	75.8	77.8	82.2	80.4	74.5	74.7	70.3
12	MINNESOTA	BLUE EARTH	F	40-44 yrs	7.4	6.8	8.2	31.4	47.7	56.7	56.4	62.1	63.2	64.9	65.7	70.3	66.8	66.9	69.7	75.3	78.0	72.4	68.6	63.2
12	MINNESOTA	BLUE EARTH	F	45-49 yrs	7.6	8.3	8.4	31.6	47.1	54.0	56.6	58.9	59.1	62.3	67.0	67.8	70.5	68.7	69.7	72.2	74.4	67.2	61.1	56.1
12	MINNESOTA	BLUE EARTH	F	50-54 yrs	8.8	8.4	9.1	33.1	51.0	55.6	56.9	60.0	62.6	64.5	64.6	67.5	68.8	66.6	69.8	76.8	77.3	74.8	69.3	63.9
12	MINNESOTA	BLUE EARTH	F	55-59 yrs	10.0	11.2	11.4	33.9	48.0	55.4	56.8	57.3	59.8	64.2	68.9	69.4	69.7	69.0	68.6	71.3	74.5	68.6	66.5	63.3
12	MINNESOTA	BLUE EARTH	F	60-64 yrs	15.1	12.9	13.3	39.2	52.4	57.5	57.3	57.6	60.4	62.2	66.5	71.3	67.9	68.8	68.3	72.9	75.7	73.4	72.3	65.7
12	MINNESOTA	BLUE EARTH	F	65-69 yrs	17.9	19.5	20.2	45.2	60.0	64.0	64.3	66.4	68.6	71.1	71.6	75.7	74.6	69.3	69.9	74.9	78.9	75.8	73.6	70.4
12	MINNESOTA	BLUE EARTH	F	70-74 yrs	17.6	18.8	19.2	47.2	62.5	67.5	68.9	68.2	70.2	74.7	78.9	80.4	78.9	78.1	75.8	78.1	80.6	81.0	76.7	72.1
12	MINNESOTA	BLUE EARTH	F	75-79 yrs	21.5	19.1	19.7	49.4	65.8	70.4	74.6	74.1	73.8	78.6	79.4	78.0	77.7	78.2	77.3	85.3	86.2	84.0	79.1	79.2
12	MINNESOTA	BLUE EARTH	F	80-84 yrs	16.4	16.2	18.0	50.7	68.8	75.3	74.5	75.8	77.0	75.7	77.2	79.8	82.5	76.3	76.8	83.7	87.7	81.9	84.1	80.3
12	MINNESOTA	BLUE EARTH	F	85+ yrs	12.6	11.5	11.1	48.9	72.6	75.1	78.4	77.9	79.1	78.8	78.2	75.1	75.4	75.3	73.8	80.8	80.8	79.2	78.1	71.4
12	MINNESOTA	BLUE EARTH	M	00-04 yrs	2.8	3.8	3.8	16.4	55.8	64.0	68.3	68.5	69.3	71.8	71.9	72.9	71.4	72.2	74.0	71.8	75.1	71.8	70.6	63.1
12	MINNESOTA	BLUE EARTH	M	05-09 yrs	2.4	3.3	3.9	21.1	39.3	45.8	46.0	49.3	53.5	54.4	56.4	57.4	58.4	59.6	59.4	60.4	58.8	57.6	51.8	47.9
12	MINNESOTA	BLUE EARTH	M	10-14 yrs	2.2	2.7	3.5	19.6	36.1	42.2	44.5	46.4	47.1	48.0	48.1	52.2	53.9	57.1	56.1	57.9	57.2	52.1	49.1	43.3
12	MINNESOTA	BLUE EARTH	M	15-19 yrs	1.5	1.9	2.3	14.4	25.0	30.5	30.1	32.3	34.6	34.4	34.0	35.4	39.2	39.6	39.4	47.6	45.6	39.2	32.9	26.6
12	MINNESOTA	BLUE EARTH	M	20-24 yrs	1.7	1.7	1.7	10.6	20.2	23.8	23.7	25.0	24.8	25.7	26.2	25.6	26.5	29.1	32.0	38.1	40.2	32.5	26.5	20.5
12	MINNESOTA	BLUE EARTH	M	25-29 yrs	2.6	3.2	3.0	18.1	34.6	41.9	44.8	43.6	44.3	42.9	43.9	46.2	47.1	46.4	50.0	58.1	61.5	53.2	48.3	39.4
12	MINNESOTA	BLUE EARTH	M	30-34 yrs	3.3	3.4	3.7	20.5	36.9	46.3	50.4	52.1	52.2	54.1	56.4	55.2	56.3	57.9	57.4	66.7	70.2	64.0	56.5	46.8
12	MINNESOTA	BLUE EARTH	M	35-39 yrs	3.1	3.6	4.0	22.2	38.1	47.7	51.3	53.5	55.4	55.3	56.8	58.4	60.4	62.0	65.0	70.1	68.6	62.7	59.4	52.0
12	MINNESOTA	BLUE EARTH	M	40-44 yrs	4.5	4.6	5.1	22.8	39.5	46.7	48.7	49.7	51.5	51.0	54.9	57.9	60.8	61.6	63.8	69.7	70.4	65.5	59.8	50.5
12	MINNESOTA	BLUE EARTH	M	45-49 yrs	5.5	5.5	6.7	23.8	38.4	46.7	50.6	52.2	53.9	54.9	54.2	56.1	58.9	59.9	59.7	66.1	66.8	64.5	60.8	54.7
12	MINNESOTA	BLUE EARTH	M	50-54 yrs	6.6	6.5	7.3	27.1	40.6	48.2	51.5	55.7	55.2	55.6	57.3	59.6	58.7	60.5	62.0	64.2	66.8	62.3	61.2	54.2
12	MINNESOTA	BLUE EARTH	M	55-59 yrs	9.0	9.8	10.9	31.7	46.9	53.0	54.9	55.9	57.9	59.7	60.7	61.0	63.7	63.9	65.0	67.7	71.8	66.4	64.3	57.2
12	MINNESOTA	BLUE EARTH	M	60-64 yrs	12.1	12.4	12.7	33.6	50.0	58.6	60.0	60.2	62.7	63.1	64.3	65.8	66.4	68.8	69.9	71.3	72.9	69.5	65.6	61.0
12	MINNESOTA	BLUE EARTH	M	65-69 yrs	18.3	20.1	21.0	44.3	57.7	63.3	63.2	66.1	65.2	66.1	68.3	70.7	72.6	70.4	70.5	72.9	74.7	76.1	72.6	66.7
12	MINNESOTA	BLUE EARTH	M	70-74 yrs	25.6	23.9	26.3	48.9	64.5	64.3	67.6	67.3	70.0	75.1	76.4	79.3	79.7	75.0	72.4	76.0	79.3	79.9	78.9	73.6
12	MINNESOTA	BLUE EARTH	M	75-79 yrs	28.3	29.2	28.2	52.5	67.4	73.3	76.5	76.0	77.5	80.3	78.2	80.8	80.2	84.0	86.5	87.5	88.7	86.7	82.3	76.9
12	MINNESOTA	BLUE EARTH	M	80-84 yrs	26.8	25.6	28.7	61.9	70.3	78.4	80.8	79.1	84.8	82.7	84.0	84.2	82.4	81.8	84.6	87.1	89.3	86.4	89.6	80.3
12	MINNESOTA	BLUE EARTH	M	85+ yrs	18.9	21.7	25.1	63.0	83.8	82.6	80.9	85.4	81.8	80.8	82.7	82.7	81.8	79.1	79.4	89.6	92.5	91.5	88.9	81.9

REP Census Version 2024 - Full Summary

Percent coverage of REP Census (v. 2024) versus the US Census Decennial and Intercensal population estimates (Vintage 2024)

Co.	State	County	Sex	Age Group	2005	2006	2007	2008	2009	2010	2011	2012	2013	2014	2015	2016	2017	2018	2019	2020	2021	2022	2023	2024
13	MINNESOTA	WASECA	F	00-04 yrs	8.1	9.5	10.6	36.1	83.1	91.9	100.5	99.8	98.8	94.6	101.8	94.8	97.5	96.6	94.8	90.3	86.9	88.4	85.6	75.1
13	MINNESOTA	WASECA	F	05-09 yrs	5.6	6.7	8.6	37.3	63.0	80.9	86.7	96.3	96.4	93.2	92.8	92.6	90.1	85.3	85.7	89.5	91.0	86.1	84.1	80.6
13	MINNESOTA	WASECA	F	10-14 yrs	5.2	3.8	4.5	32.2	57.9	76.5	80.8	89.5	91.3	90.4	88.9	87.8	90.9	88.5	89.0	84.5	85.8	80.7	76.7	72.2
13	MINNESOTA	WASECA	F	15-19 yrs	12.8	10.2	9.0	53.5	87.5	99.4	104.7	108.0	108.9	97.4	99.0	95.7	95.3	97.6	98.3	97.5	96.6	97.2	91.5	86.0
13	MINNESOTA	WASECA	F	20-24 yrs	12.8	13.2	13.3	53.2	97.3	104.2	111.8	109.9	105.0	99.3	99.5	99.6	94.6	90.1	86.1	88.5	88.5	88.9	82.7	78.0
13	MINNESOTA	WASECA	F	25-29 yrs	14.5	12.9	12.2	46.9	78.2	81.4	84.4	84.1	84.5	86.5	83.3	84.1	91.7	86.5	81.2	83.1	80.1	69.8	73.7	63.7
13	MINNESOTA	WASECA	F	30-34 yrs	11.5	12.5	11.5	35.6	70.0	75.2	81.2	80.7	80.5	78.8	79.5	83.9	81.3	79.7	78.0	81.7	82.9	78.8	70.1	66.7
13	MINNESOTA	WASECA	F	35-39 yrs	13.0	11.9	11.2	37.8	68.7	77.5	78.3	76.2	81.0	82.7	82.1	84.6	84.2	84.7	80.7	84.7	86.6	83.4	76.9	76.1
13	MINNESOTA	WASECA	F	40-44 yrs	14.0	13.5	12.9	42.5	69.2	77.6	83.3	85.0	87.8	88.8	80.5	81.1	83.3	82.7	81.6	83.1	82.5	81.9	80.7	75.2
13	MINNESOTA	WASECA	F	45-49 yrs	18.7	16.8	15.5	43.7	71.2	85.0	89.5	90.5	87.6	85.5	87.7	84.7	87.0	89.4	86.9	84.4	83.6	81.7	78.8	75.6
13	MINNESOTA	WASECA	F	50-54 yrs	20.0	17.1	18.0	57.1	76.7	84.9	91.8	97.8	99.9	98.0	93.7	97.1	96.5	93.3	88.2	89.4	87.7	87.7	88.1	83.2
13	MINNESOTA	WASECA	F	55-59 yrs	22.8	24.0	24.2	53.0	79.6	87.8	87.2	91.3	98.2	98.1	97.5	96.1	101.4	98.7	97.1	95.8	97.0	93.2	90.6	87.3
13	MINNESOTA	WASECA	F	60-64 yrs	28.5	24.5	25.4	60.0	79.5	88.7	95.1	94.8	92.0	92.6	94.4	99.4	95.1	98.3	97.8	98.5	96.3	99.5	94.6	92.7
13	MINNESOTA	WASECA	F	65-69 yrs	34.4	34.5	33.7	70.1	89.8	95.6	96.6	99.0	98.3	102.5	99.4	100.4	97.5	94.1	93.3	95.3	95.5	94.1	98.5	97.5
13	MINNESOTA	WASECA	F	70-74 yrs	37.5	37.4	40.8	73.4	90.3	100.0	103.3	100.6	104.1	103.2	101.2	95.6	98.6	98.3	99.2	100.0	102.4	101.4	96.1	91.5
13	MINNESOTA	WASECA	F	75-79 yrs	48.7	44.8	41.9	73.1	89.9	103.4	110.4	114.9	107.2	105.0	104.5	100.7	101.4	102.3	98.0	98.3	96.6	97.7	100.0	98.3
13	MINNESOTA	WASECA	F	80-84 yrs	39.5	41.9	45.6	76.6	94.4	98.0	98.3	95.5	100.0	100.4	108.7	107.2	106.5	104.5	103.6	109.1	106.7	104.9	105.9	105.9
13	MINNESOTA	WASECA	F	85+ yrs	33.4	26.4	28.5	68.2	100.0	99.4	97.6	104.2	97.4	95.9	96.8	97.7	99.7	97.3	88.5	104.0	103.4	102.7	106.6	106.6
13	MINNESOTA	WASECA	M	00-04 yrs	9.3	10.6	10.4	30.7	80.7	95.6	100.9	101.1	103.5	105.3	102.5	100.4	99.3	97.9	94.6	92.3	89.6	87.0	88.5	79.0
13	MINNESOTA	WASECA	M	05-09 yrs	7.4	7.7	9.6	39.2	62.4	83.1	87.1	93.9	97.4	96.8	92.2	90.4	92.6	93.4	93.0	86.3	82.3	79.4	77.3	72.5
13	MINNESOTA	WASECA	M	10-14 yrs	8.8	7.4	9.4	35.5	60.3	75.8	87.6	96.7	98.9	94.7	92.7	91.3	87.0	88.9	86.7	83.4	85.8	82.2	79.7	71.0
13	MINNESOTA	WASECA	M	15-19 yrs	8.7	9.8	9.7	44.8	74.4	87.4	94.8	100.7	100.7	100.3	99.5	102.7	98.7	97.1	94.1	98.3	95.7	92.2	85.3	78.2
13	MINNESOTA	WASECA	M	20-24 yrs	7.4	7.5	7.7	33.0	68.8	93.2	101.0	106.3	106.5	95.3	100.2	93.7	94.9	89.8	96.7	100.6	93.8	79.8	72.8	62.7
13	MINNESOTA	WASECA	M	25-29 yrs	8.2	7.9	7.1	33.8	72.6	86.5	95.4	92.5	90.7	95.1	94.2	91.9	92.6	85.7	78.2	88.4	86.5	80.0	72.2	61.8
13	MINNESOTA	WASECA	M	30-34 yrs	8.5	8.8	12.2	37.5	65.3	82.2	84.7	88.2	93.0	92.5	94.9	90.7	89.4	96.1	91.1	85.5	93.5	86.8	80.0	67.3
13	MINNESOTA	WASECA	M	35-39 yrs	9.1	8.8	9.0	35.0	61.7	75.5	85.6	89.1	86.7	92.0	91.4	93.2	93.7	94.1	93.1	94.8	91.6	86.6	83.3	74.2
13	MINNESOTA	WASECA	M	40-44 yrs	12.7	12.3	15.1	44.6	64.8	79.9	83.8	83.9	83.2	82.6	84.1	86.9	92.2	88.1	91.5	89.2	90.0	86.9	77.9	73.9
13	MINNESOTA	WASECA	M	45-49 yrs	14.4	15.6	15.7	46.2	67.2	82.4	88.5	92.9	86.6	87.3	89.0	87.8	83.8	82.6	85.0	85.9	92.5	90.1	88.8	78.6
13	MINNESOTA	WASECA	M	50-54 yrs	17.6	16.7	18.8	45.7	66.1	77.9	87.3	90.0	93.5	95.5	94.7	92.5	92.6	93.4	88.5	87.6	90.4	84.0	80.1	77.4
13	MINNESOTA	WASECA	M	55-59 yrs	21.5	23.2	23.3	56.3	74.2	83.6	88.2	92.7	92.5	94.6	91.5	90.5	91.4	94.4	94.1	92.5	92.0	93.9	88.6	82.0
13	MINNESOTA	WASECA	M	60-64 yrs	25.6	26.8	27.2	57.9	74.6	83.4	90.0	92.1	92.4	92.1	93.0	91.6	93.8	92.0	92.2	91.0	91.9	89.2	90.0	83.6
13	MINNESOTA	WASECA	M	65-69 yrs	36.6	37.8	40.7	72.6	89.6	96.1	98.7	92.6	94.8	98.1	92.6	93.2	92.3	91.9	92.5	93.5	95.5	97.0	96.2	93.7
13	MINNESOTA	WASECA	M	70-74 yrs	49.0	47.7	44.6	77.0	96.8	104.4	99.6	102.5	103.8	103.3	98.2	97.7	92.5	94.0	92.6	92.1	94.2	93.6	93.1	89.8
13	MINNESOTA	WASECA	M	75-79 yrs	55.8	57.5	57.9	76.0	91.4	100.5	106.6	107.4	106.9	105.3	104.0	100.9	103.4	98.0	95.4	100.7	99.6	91.9	94.4	92.2
13	MINNESOTA	WASECA	M	80-84 yrs	50.2	55.4	58.2	84.8	93.0	97.3	97.9	94.2	94.9	100.6	104.5	97.4	100.6	107.2	93.3	98.9	95.6	107.4	99.5	98.0
13	MINNESOTA	WASECA	M	85+ yrs	52.6	51.2	54.8	86.0	105.3	98.5	103.1	104.2	98.5	93.8	90.6	91.0	89.7	85.8	89.0	101.2	100.6	93.2	93.5	91.7

REP Census Version 2024 - Full Summary

Percent coverage of REP Census (v. 2024) versus the US Census Decennial and Intercensal population estimates (Vintage 2024)

Co.	State	County	Sex	Age Group	2005	2006	2007	2008	2009	2010	2011	2012	2013	2014	2015	2016	2017	2018	2019	2020	2021	2022	2023	2024
14	MINNESOTA	FARIBAULT	F	00-04 yrs	8.2	6.4	5.5	13.0	24.8	44.7	58.9	72.2	71.2	66.9	67.5	60.2	60.7	58.2	60.2	56.8	56.0	56.9	50.9	46.8
14	MINNESOTA	FARIBAULT	F	05-09 yrs	7.1	6.6	5.6	13.2	18.8	41.6	54.8	66.7	68.2	60.9	63.9	66.5	58.5	48.7	47.4	52.2	49.0	46.1	44.9	35.3
14	MINNESOTA	FARIBAULT	F	10-14 yrs	5.4	5.9	5.9	10.4	17.1	45.4	61.5	63.6	66.9	67.7	64.5	64.1	59.1	52.0	51.3	52.7	50.5	51.0	41.9	33.5
14	MINNESOTA	FARIBAULT	F	15-19 yrs	8.6	9.9	12.0	18.1	27.6	62.4	71.0	78.4	81.3	76.4	74.1	76.7	74.2	60.8	63.7	65.2	73.7	62.7	59.1	50.7
14	MINNESOTA	FARIBAULT	F	20-24 yrs	12.5	11.9	13.0	27.9	44.0	82.4	109.3	107.6	102.2	99.1	92.5	87.2	84.5	77.1	77.4	84.9	83.7	71.2	64.1	56.4
14	MINNESOTA	FARIBAULT	F	25-29 yrs	9.4	12.7	13.1	27.3	43.8	66.3	83.4	106.3	102.7	103.1	108.4	113.1	97.7	91.9	78.8	75.8	77.0	74.9	68.6	57.7
14	MINNESOTA	FARIBAULT	F	30-34 yrs	12.7	12.0	8.6	22.6	35.7	65.7	73.5	84.2	82.9	85.0	91.4	92.6	93.8	81.7	76.2	80.7	83.9	78.9	75.3	65.6
14	MINNESOTA	FARIBAULT	F	35-39 yrs	12.0	14.6	15.3	21.6	32.0	62.6	75.9	87.6	84.0	84.0	83.6	81.6	79.9	72.2	67.8	71.7	74.2	71.5	68.1	61.2
14	MINNESOTA	FARIBAULT	F	40-44 yrs	11.9	11.1	12.9	22.9	38.0	61.0	70.1	80.9	84.2	87.4	91.7	87.6	81.9	70.3	65.3	70.8	69.8	66.7	64.8	58.6
14	MINNESOTA	FARIBAULT	F	45-49 yrs	14.6	14.7	12.5	19.3	28.7	59.8	77.9	82.8	83.2	87.4	91.9	88.4	86.2	75.2	72.2	66.9	71.6	69.3	69.9	63.6
14	MINNESOTA	FARIBAULT	F	50-54 yrs	15.4	16.4	17.4	22.2	27.1	60.4	73.8	80.7	86.8	87.6	88.5	90.0	80.3	71.4	71.6	74.3	67.4	68.8	68.5	65.4
14	MINNESOTA	FARIBAULT	F	55-59 yrs	19.0	19.1	18.5	25.3	32.9	61.9	79.4	81.4	81.0	82.8	83.8	83.3	80.8	74.5	73.5	70.5	74.1	69.4	67.6	69.6
14	MINNESOTA	FARIBAULT	F	60-64 yrs	24.0	21.9	19.1	27.8	32.5	62.0	82.0	88.5	90.0	87.6	86.2	88.6	83.6	71.4	64.0	66.4	69.2	67.2	71.6	68.7
14	MINNESOTA	FARIBAULT	F	65-69 yrs	26.9	29.0	30.7	32.2	38.2	66.6	86.0	90.9	90.1	93.0	90.3	91.1	90.5	73.7	69.8	69.3	70.8	70.0	69.6	62.6
14	MINNESOTA	FARIBAULT	F	70-74 yrs	35.6	36.9	37.4	42.8	45.7	77.7	91.6	97.7	94.5	91.2	92.6	94.5	93.7	79.3	71.8	73.8	74.1	76.0	76.3	68.2
14	MINNESOTA	FARIBAULT	F	75-79 yrs	35.9	35.5	37.3	42.3	47.8	79.8	86.9	91.9	98.4	100.3	97.7	98.3	93.2	82.6	77.7	77.0	80.8	75.1	72.7	69.9
14	MINNESOTA	FARIBAULT	F	80-84 yrs	27.1	34.2	33.0	36.0	46.9	76.3	86.2	88.8	90.0	91.5	89.7	89.3	86.3	77.1	74.5	84.2	84.2	78.1	80.0	83.8
14	MINNESOTA	FARIBAULT	F	85+ yrs	25.4	21.2	22.1	23.8	28.7	64.2	83.9	87.9	86.7	85.9	83.7	83.0	75.3	62.3	58.5	65.6	67.8	69.2	67.5	63.4
14	MINNESOTA	FARIBAULT	M	00-04 yrs	6.9	8.2	7.8	12.9	28.5	46.5	68.5	69.7	72.4	70.6	68.2	70.1	69.1	67.5	61.5	54.6	56.5	56.6	56.7	60.0
14	MINNESOTA	FARIBAULT	M	05-09 yrs	6.2	4.7	6.2	9.2	17.7	43.1	55.3	66.4	70.3	70.0	69.4	69.2	61.2	55.4	52.1	55.8	56.3	51.5	47.0	40.1
14	MINNESOTA	FARIBAULT	M	10-14 yrs	5.7	7.1	6.8	10.7	18.3	43.9	62.0	73.2	73.2	71.0	70.0	69.5	63.9	56.3	51.9	51.2	51.0	44.7	44.1	36.5
14	MINNESOTA	FARIBAULT	M	15-19 yrs	5.1	6.0	8.4	15.5	26.6	49.9	66.5	75.4	78.7	76.6	70.2	67.7	65.4	61.5	56.0	62.2	58.8	50.9	45.8	37.4
14	MINNESOTA	FARIBAULT	M	20-24 yrs	5.5	5.1	5.6	13.6	26.7	59.4	80.1	81.1	73.1	80.6	74.4	68.5	68.9	67.3	66.2	73.1	67.0	56.0	47.3	39.9
14	MINNESOTA	FARIBAULT	M	25-29 yrs	8.1	7.9	9.1	14.7	27.4	51.0	63.9	74.2	78.4	75.9	78.6	72.6	66.6	62.5	60.3	64.3	61.8	54.4	51.2	37.6
14	MINNESOTA	FARIBAULT	M	30-34 yrs	6.1	6.8	7.1	15.1	27.0	42.5	61.6	68.3	71.8	71.8	73.6	70.3	64.5	63.6	65.5	66.9	71.8	64.2	56.2	42.8
14	MINNESOTA	FARIBAULT	M	35-39 yrs	7.8	7.8	7.2	15.3	26.9	46.7	58.9	71.4	70.2	68.2	64.8	63.8	63.6	62.9	65.1	68.3	62.7	57.8	49.2	49.5
14	MINNESOTA	FARIBAULT	M	40-44 yrs	8.2	6.7	7.5	17.8	29.3	54.0	63.2	69.2	73.8	75.3	73.3	68.3	61.4	58.5	58.6	59.8	62.0	60.4	51.9	43.2
14	MINNESOTA	FARIBAULT	M	45-49 yrs	12.2	14.4	13.4	17.8	25.7	45.0	61.9	71.2	75.4	79.1	77.8	73.4	68.3	64.8	63.8	59.4	59.8	60.3	56.1	47.4
14	MINNESOTA	FARIBAULT	M	50-54 yrs	13.4	14.9	16.1	21.2	31.4	50.9	64.0	70.4	74.2	75.3	76.2	79.4	74.8	73.9	68.5	69.9	70.4	65.1	59.4	50.8
14	MINNESOTA	FARIBAULT	M	55-59 yrs	15.0	15.1	16.1	23.4	29.6	53.1	64.6	73.5	74.1	78.9	80.0	76.7	73.8	64.9	62.2	57.9	63.2	65.4	66.7	56.7
14	MINNESOTA	FARIBAULT	M	60-64 yrs	24.7	25.1	22.9	27.5	34.0	57.0	66.7	74.6	78.0	80.2	79.4	77.4	77.9	69.9	67.3	64.2	66.4	63.0	60.2	56.9
14	MINNESOTA	FARIBAULT	M	65-69 yrs	33.7	29.7	25.8	34.8	42.8	70.1	78.2	82.4	82.6	85.2	83.4	77.1	72.2	70.5	67.5	65.5	66.1	68.1	66.3	64.7
14	MINNESOTA	FARIBAULT	M	70-74 yrs	38.3	40.7	47.4	50.8	53.1	68.4	77.9	87.8	91.0	86.0	90.9	86.0	78.0	69.7	69.8	69.6	67.6	65.8	70.2	65.4
14	MINNESOTA	FARIBAULT	M	75-79 yrs	42.4	45.3	48.7	54.0	60.9	85.5	95.9	94.5	88.1	92.2	88.8	87.3	90.3	87.7	74.0	76.8	76.7	74.9	75.1	70.9
14	MINNESOTA	FARIBAULT	M	80-84 yrs	33.3	43.0	37.7	49.8	60.8	78.6	89.6	99.0	98.5	90.0	90.1	90.7	80.6	70.4	75.5	84.4	81.0	83.1	77.4	66.7
14	MINNESOTA	FARIBAULT	M	85+ yrs	33.5	31.3	34.1	38.1	45.7	80.1	90.8	92.6	99.4	101.6	90.6	90.2	93.2	91.9	85.4	91.2	86.8	86.0	82.5	85.8

REP Census Version 2024 - Full Summary

Percent coverage of REP Census (v. 2024) versus the US Census Decennial and Intercensal population estimates (Vintage 2024)

Co.	State	County	Sex	Age Group	2005	2006	2007	2008	2009	2010	2011	2012	2013	2014	2015	2016	2017	2018	2019	2020	2021	2022	2023	2024
15	MINNESOTA	MARTIN	F	00-04 yrs	10.2	9.8	9.1	15.3	36.8	64.9	87.0	92.1	90.4	93.8	91.1	92.6	90.9	88.1	88.8	84.9	85.4	84.6	77.4	67.9
15	MINNESOTA	MARTIN	F	05-09 yrs	7.8	7.6	7.7	13.0	25.7	52.7	70.9	81.3	84.2	79.2	80.9	82.8	85.8	81.7	79.9	78.8	83.5	80.0	70.6	62.9
15	MINNESOTA	MARTIN	F	10-14 yrs	6.5	7.3	8.3	16.8	28.7	53.3	72.2	82.6	81.3	78.0	77.5	79.0	85.4	80.1	76.2	72.7	78.2	76.5	68.6	63.9
15	MINNESOTA	MARTIN	F	15-19 yrs	13.0	13.7	12.5	27.4	41.6	72.7	87.7	98.4	99.5	96.5	99.8	96.3	97.4	94.5	91.6	93.0	94.4	89.8	88.0	72.7
15	MINNESOTA	MARTIN	F	20-24 yrs	14.2	13.9	17.2	35.4	60.4	101.8	118.0	127.1	120.6	112.9	105.4	105.5	102.8	105.7	109.8	111.0	108.6	103.9	91.8	79.4
15	MINNESOTA	MARTIN	F	25-29 yrs	16.2	18.2	17.0	31.3	48.2	75.0	96.4	109.7	111.4	111.7	120.8	121.0	118.1	110.0	106.8	109.2	101.6	105.0	95.2	85.3
15	MINNESOTA	MARTIN	F	30-34 yrs	19.8	17.3	17.0	30.9	44.9	78.4	88.1	99.4	101.8	104.7	100.7	105.8	105.8	106.7	106.4	110.6	115.7	111.5	98.7	88.1
15	MINNESOTA	MARTIN	F	35-39 yrs	18.7	18.4	17.8	28.7	41.8	66.6	85.3	92.1	96.0	90.5	96.5	102.5	101.2	99.0	98.0	98.9	100.0	95.0	91.4	85.6
15	MINNESOTA	MARTIN	F	40-44 yrs	16.9	18.0	15.9	29.3	44.5	70.7	81.1	90.5	91.5	90.9	93.2	98.0	101.7	99.4	98.9	99.8	95.9	96.0	87.5	85.8
15	MINNESOTA	MARTIN	F	45-49 yrs	22.4	20.6	21.6	27.7	43.5	73.0	88.1	92.7	92.5	91.4	90.8	89.9	93.0	93.5	93.2	94.1	98.8	91.6	88.0	78.6
15	MINNESOTA	MARTIN	F	50-54 yrs	21.4	22.3	22.1	29.8	42.4	72.2	83.6	90.5	88.6	88.1	86.8	90.0	90.3	88.9	85.6	85.6	88.1	85.1	81.7	79.4
15	MINNESOTA	MARTIN	F	55-59 yrs	26.7	26.1	24.9	28.1	38.6	70.8	85.3	86.1	91.3	91.9	92.5	95.3	94.6	91.1	89.4	90.4	92.3	92.8	86.9	79.4
15	MINNESOTA	MARTIN	F	60-64 yrs	32.7	29.3	25.9	33.1	43.5	71.0	85.9	92.2	90.6	90.5	93.4	92.3	90.9	93.3	90.9	94.0	91.7	89.8	87.2	82.5
15	MINNESOTA	MARTIN	F	65-69 yrs	37.5	35.4	33.3	38.9	49.2	81.8	93.4	92.9	96.6	91.7	93.0	93.6	94.4	93.7	94.9	94.3	97.0	93.3	90.7	83.8
15	MINNESOTA	MARTIN	F	70-74 yrs	39.0	38.6	37.3	45.7	50.1	83.8	93.8	96.2	95.3	98.1	96.9	98.3	94.4	95.3	90.8	92.1	91.5	93.8	93.3	89.4
15	MINNESOTA	MARTIN	F	75-79 yrs	42.2	42.5	43.3	46.8	56.8	87.6	94.9	94.5	93.5	92.9	96.4	94.0	96.8	93.7	98.3	94.5	96.7	96.7	92.5	91.3
15	MINNESOTA	MARTIN	F	80-84 yrs	42.9	40.7	43.9	46.6	54.2	90.2	96.8	97.5	96.5	98.1	98.3	97.5	93.0	94.8	93.6	103.8	100.3	102.5	101.6	103.6
15	MINNESOTA	MARTIN	F	85+ yrs	34.2	39.8	40.8	44.0	52.7	84.4	90.4	92.1	91.6	91.7	90.3	90.6	89.9	89.3	86.2	98.6	100.2	99.3	98.1	96.3
15	MINNESOTA	MARTIN	M	00-04 yrs	11.0	12.6	11.4	18.6	43.1	72.6	93.5	101.7	98.4	96.7	92.3	94.8	96.4	93.1	93.7	90.2	93.6	87.0	85.0	71.3
15	MINNESOTA	MARTIN	M	05-09 yrs	9.2	7.8	7.1	13.2	26.6	58.2	77.2	83.3	88.8	88.4	92.5	88.6	87.7	86.0	86.1	83.5	85.8	84.4	76.3	68.2
15	MINNESOTA	MARTIN	M	10-14 yrs	6.4	7.1	9.5	15.8	22.3	48.8	66.0	77.5	81.8	83.3	82.7	80.6	78.8	81.8	79.9	80.3	79.9	78.3	72.8	62.6
15	MINNESOTA	MARTIN	M	15-19 yrs	8.7	8.9	10.2	18.4	30.5	58.5	80.0	89.3	88.6	88.9	85.4	88.8	92.7	91.5	91.8	89.2	83.7	84.9	77.3	68.5
15	MINNESOTA	MARTIN	M	20-24 yrs	8.8	8.2	9.4	16.3	34.1	68.2	90.5	104.4	97.7	89.4	87.3	88.6	88.8	88.3	94.2	100.2	97.4	92.4	73.0	58.2
15	MINNESOTA	MARTIN	M	25-29 yrs	7.5	8.7	8.6	19.3	32.1	56.1	78.2	88.8	94.4	98.5	91.1	89.1	99.0	102.8	103.4	107.2	104.3	94.9	79.5	62.0
15	MINNESOTA	MARTIN	M	30-34 yrs	8.1	9.2	8.7	18.3	31.2	56.1	74.4	84.9	92.5	88.1	87.0	89.2	88.2	90.7	98.7	104.9	104.3	98.8	83.9	67.7
15	MINNESOTA	MARTIN	M	35-39 yrs	10.7	9.4	12.2	19.9	33.2	55.3	75.0	79.9	83.0	85.5	87.5	91.3	92.4	92.1	90.3	89.0	95.0	90.7	82.3	70.3
15	MINNESOTA	MARTIN	M	40-44 yrs	13.6	14.7	14.5	20.7	30.9	51.8	69.2	83.9	82.5	81.4	80.8	80.2	83.6	88.6	91.2	92.7	90.9	84.3	78.8	67.4
15	MINNESOTA	MARTIN	M	45-49 yrs	14.3	13.5	13.6	23.0	34.2	54.9	71.2	79.5	81.3	82.9	82.2	83.2	84.0	83.4	86.2	87.9	86.9	82.4	75.5	68.8
15	MINNESOTA	MARTIN	M	50-54 yrs	19.2	18.3	17.1	23.2	31.9	60.5	76.0	80.9	82.2	85.1	81.6	82.9	85.6	84.8	87.3	84.9	84.6	84.2	76.4	71.2
15	MINNESOTA	MARTIN	M	55-59 yrs	18.6	21.1	21.6	24.9	35.2	61.0	72.9	77.3	82.5	80.4	80.0	84.8	83.3	85.9	85.4	83.6	82.9	80.4	73.8	68.3
15	MINNESOTA	MARTIN	M	60-64 yrs	29.1	26.4	24.3	28.6	36.1	65.9	78.1	81.6	82.4	83.5	81.3	86.3	84.7	84.3	84.8	86.0	83.4	81.9	78.9	74.4
15	MINNESOTA	MARTIN	M	65-69 yrs	36.8	35.5	35.4	42.2	48.5	75.5	85.5	89.3	87.1	84.1	81.8	78.7	79.4	84.3	84.8	83.8	88.9	85.4	80.5	73.7
15	MINNESOTA	MARTIN	M	70-74 yrs	46.0	47.8	45.5	45.7	54.0	77.2	85.9	86.9	94.1	93.3	92.8	93.0	91.0	84.3	80.8	82.1	81.7	82.3	79.1	79.5
15	MINNESOTA	MARTIN	M	75-79 yrs	53.6	51.3	49.0	52.4	60.7	82.5	90.5	98.0	92.8	92.3	89.2	86.3	89.2	90.1	90.9	95.8	93.2	92.1	87.7	80.7
15	MINNESOTA	MARTIN	M	80-84 yrs	48.3	46.2	49.3	55.8	60.3	88.5	94.6	90.8	92.1	92.4	90.6	95.4	95.8	89.9	88.8	91.5	89.5	89.9	86.0	92.2
15	MINNESOTA	MARTIN	M	85+ yrs	44.3	44.3	45.1	49.1	56.6	85.6	87.0	92.2	89.2	90.7	89.6	88.7	81.3	80.9	78.8	87.0	92.6	97.3	89.7	85.5

REP Census Version 2024 - Full Summary

Percent coverage of REP Census (v. 2024) versus the US Census Decennial and Intercensal population estimates (Vintage 2024)

Co.	State	County	Sex	Age Group	2005	2006	2007	2008	2009	2010	2011	2012	2013	2014	2015	2016	2017	2018	2019	2020	2021	2022	2023	2024
16	MINNESOTA	WATONWAN	F	00-04 yrs	1.5	2.7	2.7	12.2	47.3	67.6	80.4	84.6	76.4	75.7	70.5	67.9	70.4	71.3	71.4	68.3	66.4	70.4	66.7	61.7
16	MINNESOTA	WATONWAN	F	05-09 yrs	2.6	3.0	2.4	17.7	33.2	62.0	70.3	65.9	68.8	63.1	62.0	62.7	61.5	63.5	62.0	60.1	65.3	63.6	62.1	56.5
16	MINNESOTA	WATONWAN	F	10-14 yrs	1.9	2.1	2.0	25.6	39.1	53.7	68.3	69.0	59.9	60.6	62.2	64.5	64.7	61.0	60.0	63.4	57.1	57.9	58.2	50.5
16	MINNESOTA	WATONWAN	F	15-19 yrs	5.4	6.9	4.4	36.4	60.0	79.0	80.2	79.8	75.8	73.9	71.5	74.8	71.9	68.5	69.5	72.8	81.3	70.8	58.1	47.7
16	MINNESOTA	WATONWAN	F	20-24 yrs	5.2	5.0	7.3	50.0	75.8	102.1	108.0	114.3	100.4	91.0	93.2	90.7	92.6	97.9	95.2	98.4	106.4	95.2	96.7	76.3
16	MINNESOTA	WATONWAN	F	25-29 yrs	3.9	3.3	5.4	42.1	56.3	78.2	89.0	93.9	96.4	116.2	103.6	103.5	99.6	98.5	101.8	100.0	95.2	91.4	88.6	74.3
16	MINNESOTA	WATONWAN	F	30-34 yrs	4.7	6.4	7.2	34.0	58.7	71.0	76.3	81.4	74.9	86.0	94.9	85.7	91.6	97.1	97.6	110.8	118.1	105.0	107.1	86.2
16	MINNESOTA	WATONWAN	F	35-39 yrs	7.8	3.0	4.2	39.2	60.5	72.0	79.3	74.7	72.6	71.4	72.1	80.3	82.7	79.7	83.7	91.9	94.6	87.9	84.9	80.8
16	MINNESOTA	WATONWAN	F	40-44 yrs	6.1	5.0	4.6	34.8	53.0	64.6	67.6	68.4	61.8	69.9	77.0	70.5	68.6	68.5	70.5	73.7	73.6	75.9	77.6	70.1
16	MINNESOTA	WATONWAN	F	45-49 yrs	10.1	10.3	10.2	43.1	58.6	72.2	77.1	79.9	77.0	74.8	76.9	75.3	70.3	72.3	72.6	70.5	66.3	62.8	64.7	61.6
16	MINNESOTA	WATONWAN	F	50-54 yrs	8.8	9.0	12.0	46.9	64.2	75.4	77.2	73.3	72.4	73.0	72.1	77.0	78.6	79.3	77.6	70.3	72.5	71.0	67.2	65.8
16	MINNESOTA	WATONWAN	F	55-59 yrs	11.4	12.6	12.6	42.2	62.8	73.3	77.9	75.2	72.5	72.1	76.0	70.6	71.3	68.7	68.5	67.7	74.1	73.9	72.2	62.0
16	MINNESOTA	WATONWAN	F	60-64 yrs	17.2	15.7	18.0	46.0	64.9	75.5	74.8	71.6	73.9	76.8	74.5	75.2	76.9	74.8	70.9	72.3	70.2	68.8	71.2	65.7
16	MINNESOTA	WATONWAN	F	65-69 yrs	25.9	26.0	25.9	56.8	73.5	80.3	85.4	88.3	82.0	80.9	80.4	75.2	77.7	81.3	77.7	79.3	78.1	75.4	69.4	70.3
16	MINNESOTA	WATONWAN	F	70-74 yrs	26.8	24.3	23.4	65.4	74.9	81.9	88.1	85.9	78.7	81.6	86.0	82.1	80.4	79.7	79.5	79.4	78.5	77.7	79.8	74.1
16	MINNESOTA	WATONWAN	F	75-79 yrs	24.7	31.3	34.1	68.2	81.9	87.1	85.2	89.8	86.7	86.3	82.8	84.3	77.9	83.5	81.3	85.6	84.9	83.4	82.2	81.3
16	MINNESOTA	WATONWAN	F	80-84 yrs	19.9	25.9	27.6	65.4	76.3	90.9	89.6	88.5	81.2	79.1	81.1	80.2	83.6	84.7	78.9	79.5	79.5	73.8	81.6	78.1
16	MINNESOTA	WATONWAN	F	85+ yrs	13.3	10.8	14.2	53.5	77.7	89.9	93.8	92.6	91.7	90.4	90.2	86.2	83.9	77.3	72.3	78.7	73.6	75.6	79.6	77.9
16	MINNESOTA	WATONWAN	M	00-04 yrs	4.2	4.5	4.7	15.5	52.0	78.3	85.4	77.7	80.7	80.0	80.4	78.5	76.0	74.2	66.1	67.1	64.3	57.8	54.3	47.2
16	MINNESOTA	WATONWAN	M	05-09 yrs	2.3	2.1	1.9	16.6	34.7	62.9	73.2	71.1	69.1	68.1	70.2	68.2	70.1	66.0	67.8	65.4	66.1	58.9	60.7	51.7
16	MINNESOTA	WATONWAN	M	10-14 yrs	3.1	4.8	4.3	23.0	44.3	60.7	68.5	69.9	68.4	68.2	67.4	68.8	67.6	66.8	69.8	66.7	64.7	61.0	55.5	50.1
16	MINNESOTA	WATONWAN	M	15-19 yrs	3.9	3.6	3.4	24.9	46.9	63.9	69.1	80.0	74.7	75.1	76.4	77.6	78.6	73.7	71.3	79.0	79.1	70.9	66.6	55.4
16	MINNESOTA	WATONWAN	M	20-24 yrs	3.8	2.8	4.7	24.2	45.1	65.6	81.8	80.1	74.1	64.3	57.5	57.5	67.0	70.6	74.0	85.2	90.9	88.2	79.5	57.6
16	MINNESOTA	WATONWAN	M	25-29 yrs	2.9	1.9	2.3	22.3	36.8	58.4	73.7	70.5	73.1	71.8	67.9	71.0	69.8	72.5	72.9	75.5	76.3	76.2	66.2	51.8
16	MINNESOTA	WATONWAN	M	30-34 yrs	3.0	3.3	3.2	22.0	38.6	52.2	57.4	56.8	56.2	64.8	68.9	70.7	84.8	90.5	92.9	88.6	85.5	83.3	79.4	59.7
16	MINNESOTA	WATONWAN	M	35-39 yrs	3.4	2.6	2.6	19.8	36.4	58.1	64.6	63.7	62.8	57.2	61.8	67.4	69.3	74.8	76.9	87.1	91.8	90.3	84.7	66.8
16	MINNESOTA	WATONWAN	M	40-44 yrs	4.6	8.5	7.9	28.1	43.0	53.1	58.7	64.5	62.9	63.6	67.5	61.8	71.5	77.2	69.8	65.4	68.1	64.4	60.6	54.6
16	MINNESOTA	WATONWAN	M	45-49 yrs	6.4	6.9	6.8	28.3	42.5	58.3	70.1	63.6	66.1	62.4	57.9	59.0	65.8	67.6	69.2	66.0	57.8	57.5	58.1	50.9
16	MINNESOTA	WATONWAN	M	50-54 yrs	9.6	10.2	9.2	28.2	45.1	67.4	69.6	72.1	66.5	70.1	66.1	64.7	65.2	68.9	70.5	64.3	60.9	61.6	54.0	45.7
16	MINNESOTA	WATONWAN	M	55-59 yrs	14.1	13.4	14.2	32.3	48.8	61.4	73.2	70.6	70.1	66.6	72.8	69.2	74.6	76.5	75.6	67.6	67.4	62.9	65.7	57.3
16	MINNESOTA	WATONWAN	M	60-64 yrs	21.5	22.0	22.4	40.9	53.4	73.7	77.9	73.3	67.8	70.6	72.7	75.8	72.8	74.3	74.0	74.7	71.9	73.4	70.0	64.7
16	MINNESOTA	WATONWAN	M	65-69 yrs	22.2	25.0	24.4	48.3	61.2	78.9	82.9	75.2	74.7	70.1	71.0	71.5	72.5	71.2	74.9	76.7	74.5	73.8	71.5	68.6
16	MINNESOTA	WATONWAN	M	70-74 yrs	28.9	32.2	32.7	58.1	57.4	79.3	84.3	83.9	83.8	89.5	83.7	80.1	75.1	81.0	75.5	78.0	82.0	83.9	81.3	73.4
16	MINNESOTA	WATONWAN	M	75-79 yrs	30.4	32.5	32.3	59.8	74.2	85.0	86.2	86.0	87.0	73.1	77.0	78.7	85.3	86.4	91.0	86.0	79.5	76.5	81.2	76.8
16	MINNESOTA	WATONWAN	M	80-84 yrs	28.9	28.1	34.8	63.0	85.2	88.7	91.2	89.5	90.9	93.1	90.3	87.2	85.9	85.6	76.7	91.9	98.5	95.2	95.4	102.1
16	MINNESOTA	WATONWAN	M	85+ yrs	20.5	24.5	30.2	58.7	76.9	88.2	93.5	91.7	84.1	87.0	80.8	78.3	73.2	73.7	72.5	77.4	73.4	80.4	83.3	72.5

REP Census Version 2024 - Full Summary

Percent coverage of REP Census (v. 2024) versus the US Census Decennial and Intercensal population estimates (Vintage 2024)

Co.	State	County	Sex	Age Group	2005	2006	2007	2008	2009	2010	2011	2012	2013	2014	2015	2016	2017	2018	2019	2020	2021	2022	2023	2024
17	MINNESOTA	BROWN	F	00-04 yrs	0.9	1.7	1.0	4.6	17.6	23.2	22.0	21.3	17.7	17.9	18.7	16.2	16.9	17.4	14.8	15.4	12.5	12.8	13.4	8.9
17	MINNESOTA	BROWN	F	05-09 yrs	0.9	0.8	1.2	8.6	13.8	15.5	17.0	16.2	17.8	19.2	16.4	16.4	15.8	14.9	13.3	14.3	9.3	7.9	9.6	7.8
17	MINNESOTA	BROWN	F	10-14 yrs	1.5	1.5	1.2	9.3	14.1	16.4	15.0	16.6	18.2	17.1	16.0	16.2	17.4	16.5	15.6	14.3	10.8	8.3	7.5	5.8
17	MINNESOTA	BROWN	F	15-19 yrs	2.9	2.6	2.6	10.5	18.5	19.8	19.7	18.9	17.7	18.4	19.6	22.3	20.0	19.6	16.5	20.2	17.6	13.4	14.5	11.4
17	MINNESOTA	BROWN	F	20-24 yrs	2.9	3.2	2.9	14.5	22.2	28.2	26.5	24.6	23.1	20.2	22.5	21.2	22.6	21.5	18.8	20.0	18.2	15.2	14.7	13.7
17	MINNESOTA	BROWN	F	25-29 yrs	4.6	3.0	2.4	15.5	26.8	27.5	30.9	28.0	27.5	30.2	32.4	33.2	29.8	29.5	25.4	24.9	21.1	17.8	16.6	15.0
17	MINNESOTA	BROWN	F	30-34 yrs	4.0	2.8	3.7	14.1	23.1	26.1	26.6	26.5	26.4	28.6	30.3	30.8	29.8	25.9	24.3	26.0	23.5	18.2	18.5	16.7
17	MINNESOTA	BROWN	F	35-39 yrs	4.1	2.9	4.0	16.1	20.7	21.7	20.4	22.9	23.1	25.0	28.2	30.6	28.6	25.7	24.0	24.7	20.4	17.2	18.5	15.9
17	MINNESOTA	BROWN	F	40-44 yrs	5.9	4.5	3.6	13.9	22.6	27.2	27.4	24.0	24.0	25.7	28.1	25.9	25.8	26.3	25.6	23.8	22.3	19.2	18.2	16.1
17	MINNESOTA	BROWN	F	45-49 yrs	5.7	5.4	6.0	14.6	19.1	20.6	22.7	22.4	21.1	25.5	31.8	31.7	28.1	25.2	22.6	26.8	21.3	18.1	17.6	16.3
17	MINNESOTA	BROWN	F	50-54 yrs	7.0	7.0	6.7	18.1	24.2	27.5	26.1	22.7	21.5	25.3	27.4	29.0	28.0	25.6	25.9	29.5	22.5	18.9	20.2	18.6
17	MINNESOTA	BROWN	F	55-59 yrs	9.0	8.5	7.6	18.9	25.2	28.4	27.9	27.7	26.2	28.9	29.2	29.0	26.7	25.0	23.4	20.5	21.6	19.9	19.8	19.7
17	MINNESOTA	BROWN	F	60-64 yrs	12.1	9.9	9.6	19.9	27.0	28.0	28.8	26.1	25.4	31.7	34.6	30.6	29.5	26.3	24.4	26.1	22.0	20.8	23.4	18.6
17	MINNESOTA	BROWN	F	65-69 yrs	16.2	13.8	12.6	25.3	31.8	35.3	35.3	31.7	30.8	32.1	32.5	31.0	32.0	32.5	30.3	25.5	23.8	25.3	23.9	20.7
17	MINNESOTA	BROWN	F	70-74 yrs	16.3	16.9	18.6	28.9	38.3	39.2	36.2	36.8	35.6	37.8	37.8	35.2	32.8	34.1	29.3	29.9	25.6	26.3	29.9	28.4
17	MINNESOTA	BROWN	F	75-79 yrs	14.5	15.0	14.6	31.8	35.1	40.2	40.9	40.8	36.9	39.1	40.9	36.6	37.9	36.1	37.6	37.3	30.3	26.5	27.1	24.6
17	MINNESOTA	BROWN	F	80-84 yrs	17.1	13.6	12.8	29.4	36.7	36.4	39.0	39.0	37.5	37.2	36.5	37.4	37.8	36.1	36.9	36.6	27.2	29.6	33.3	30.0
17	MINNESOTA	BROWN	F	85+ yrs	11.5	10.3	10.8	26.4	29.8	31.7	31.5	33.6	32.7	33.3	31.1	32.9	31.9	30.1	29.7	30.7	23.2	19.6	19.3	18.0
17	MINNESOTA	BROWN	M	00-04 yrs	0.9	0.9	1.2	5.9	17.2	20.5	22.0	21.9	21.0	23.7	24.2	22.8	21.8	19.5	18.9	15.2	15.3	12.4	12.9	8.1
17	MINNESOTA	BROWN	M	05-09 yrs	1.4	1.6	1.6	8.7	15.3	17.6	17.8	19.0	18.9	17.5	17.0	17.3	18.3	18.3	17.7	17.2	14.0	11.0	10.2	8.6
17	MINNESOTA	BROWN	M	10-14 yrs	1.9	2.8	2.4	8.3	12.9	15.1	16.4	16.1	16.4	16.9	16.4	15.1	15.1	15.8	14.9	13.9	9.7	8.8	7.6	7.0
17	MINNESOTA	BROWN	M	15-19 yrs	2.0	2.1	1.9	8.8	15.7	20.2	20.0	18.3	15.6	16.2	14.9	16.3	15.9	15.7	16.6	18.6	14.7	9.9	9.2	6.7
17	MINNESOTA	BROWN	M	20-24 yrs	2.6	2.6	1.9	7.5	15.3	17.5	18.0	18.1	20.2	17.3	18.9	15.6	14.5	15.7	15.0	16.6	15.7	11.6	10.6	9.1
17	MINNESOTA	BROWN	M	25-29 yrs	2.4	2.3	2.7	9.5	14.6	18.6	20.1	18.9	18.3	16.4	15.6	20.9	21.5	22.6	22.2	21.6	17.9	11.9	9.5	8.4
17	MINNESOTA	BROWN	M	30-34 yrs	2.2	3.2	2.3	10.6	16.3	21.1	22.3	22.2	19.3	19.1	19.2	18.3	20.4	18.7	16.8	21.3	15.1	14.3	16.7	10.9
17	MINNESOTA	BROWN	M	35-39 yrs	3.5	3.1	3.6	11.2	18.7	20.3	19.0	21.1	22.8	22.9	21.0	21.2	20.0	20.6	19.9	19.5	17.3	11.3	10.7	11.1
17	MINNESOTA	BROWN	M	40-44 yrs	2.9	2.9	3.9	12.6	17.7	19.6	20.5	21.9	21.2	20.1	18.5	18.4	20.9	19.6	20.3	21.1	18.3	14.8	13.4	11.5
17	MINNESOTA	BROWN	M	45-49 yrs	4.0	4.0	4.3	12.0	18.5	21.9	22.8	20.7	19.0	21.6	20.4	20.6	24.1	25.1	22.2	21.6	18.9	15.5	12.9	10.9
17	MINNESOTA	BROWN	M	50-54 yrs	6.2	5.9	5.0	14.1	19.0	23.4	24.0	25.0	23.6	22.9	25.1	25.2	22.5	21.0	22.4	22.5	19.1	17.9	18.4	17.6
17	MINNESOTA	BROWN	M	55-59 yrs	7.7	7.1	8.0	14.6	22.8	24.6	25.2	25.6	24.7	25.4	26.6	25.2	24.0	23.3	21.1	23.2	21.2	18.5	16.8	15.1
17	MINNESOTA	BROWN	M	60-64 yrs	13.0	12.6	12.1	18.9	24.2	29.4	29.9	26.1	26.2	25.8	25.8	27.4	27.2	25.4	25.0	24.0	22.5	20.1	21.2	16.8
17	MINNESOTA	BROWN	M	65-69 yrs	18.8	16.7	18.5	27.6	35.0	39.2	36.9	31.0	28.9	30.8	32.8	32.8	31.8	30.5	28.5	27.3	24.3	24.1	25.0	23.5
17	MINNESOTA	BROWN	M	70-74 yrs	19.7	21.0	21.6	32.0	37.8	42.2	40.6	42.1	37.5	36.0	37.6	35.0	36.3	30.9	28.9	28.7	26.9	26.7	29.2	26.9
17	MINNESOTA	BROWN	M	75-79 yrs	27.3	25.7	25.6	38.5	44.4	49.4	46.3	41.5	39.7	43.9	42.1	42.0	39.7	39.2	36.3	36.2	35.0	33.9	33.0	28.2
17	MINNESOTA	BROWN	M	80-84 yrs	17.9	21.7	24.0	36.6	44.6	47.0	48.0	44.1	44.3	45.5	42.1	43.6	41.2	40.9	39.7	40.4	36.4	36.5	38.2	35.1
17	MINNESOTA	BROWN	M	85+ yrs	16.9	15.2	16.9	33.7	41.8	46.5	42.4	40.4	36.6	40.6	38.8	37.7	39.7	37.1	35.1	31.0	24.6	27.4	29.4	31.4

REP Census Version 2024 - Full Summary

Percent coverage of REP Census (v. 2024) versus the US Census Decennial and Intercensal population estimates (Vintage 2024)

Co.	State	County	Sex	Age Group	2005	2006	2007	2008	2009	2010	2011	2012	2013	2014	2015	2016	2017	2018	2019	2020	2021	2022	2023	2024
18	MINNESOTA	NICOLLET	F	00-04 yrs	1.4	2.7	2.8	15.7	49.4	52.6	56.5	54.5	55.8	55.2	54.1	59.5	60.9	59.8	58.5	64.8	63.1	61.9	56.0	50.1
18	MINNESOTA	NICOLLET	F	05-09 yrs	2.6	2.9	3.0	18.0	30.7	39.5	39.4	41.4	47.0	46.4	46.5	49.1	49.8	47.8	44.5	52.8	51.6	46.7	45.2	41.0
18	MINNESOTA	NICOLLET	F	10-14 yrs	2.2	3.1	4.1	23.4	35.9	42.1	40.4	41.1	40.2	42.2	46.6	48.4	46.7	47.2	45.3	51.5	52.7	45.9	42.3	36.1
18	MINNESOTA	NICOLLET	F	15-19 yrs	2.5	2.5	2.6	24.7	34.1	39.6	41.0	38.3	40.2	36.2	37.4	38.6	39.8	39.0	38.6	45.5	46.1	40.5	38.6	34.6
18	MINNESOTA	NICOLLET	F	20-24 yrs	3.1	3.2	2.1	23.4	40.9	44.7	42.6	41.6	42.2	44.7	43.3	45.8	42.7	43.0	42.6	46.1	48.4	42.6	40.9	35.8
18	MINNESOTA	NICOLLET	F	25-29 yrs	5.7	5.8	5.2	33.9	55.8	64.9	66.9	67.7	69.3	69.4	75.0	78.5	79.2	75.3	68.2	78.2	76.1	69.8	64.5	59.9
18	MINNESOTA	NICOLLET	F	30-34 yrs	4.2	6.0	5.7	34.5	53.6	61.5	64.1	66.7	68.1	69.4	71.3	73.5	73.3	74.8	71.1	76.1	82.3	76.2	73.1	60.4
18	MINNESOTA	NICOLLET	F	35-39 yrs	6.6	5.8	4.9	28.2	45.5	53.9	56.3	58.3	57.2	59.3	64.6	64.8	65.3	65.7	63.1	68.6	71.7	67.1	63.7	58.5
18	MINNESOTA	NICOLLET	F	40-44 yrs	5.1	5.2	5.6	31.9	48.0	53.0	53.4	53.7	53.3	56.7	60.2	59.5	60.8	61.2	59.5	66.7	67.2	64.1	61.7	56.6
18	MINNESOTA	NICOLLET	F	45-49 yrs	8.3	7.3	7.8	34.0	46.7	50.9	54.0	52.9	55.2	59.5	59.9	62.2	62.2	61.4	60.2	68.7	66.2	65.7	59.5	53.6
18	MINNESOTA	NICOLLET	F	50-54 yrs	8.1	8.4	8.9	32.9	48.1	55.0	55.1	56.4	57.3	57.7	61.2	62.0	61.9	62.7	61.3	64.1	68.4	60.6	61.6	56.7
18	MINNESOTA	NICOLLET	F	55-59 yrs	12.2	11.0	10.8	35.4	52.5	57.4	55.6	58.1	59.2	59.5	61.4	61.2	63.6	63.1	62.8	67.1	69.3	66.7	63.6	58.6
18	MINNESOTA	NICOLLET	F	60-64 yrs	10.7	11.3	10.8	38.3	55.2	61.7	62.5	61.0	61.4	62.3	63.2	63.1	65.8	66.0	62.0	66.4	71.4	67.2	68.3	65.6
18	MINNESOTA	NICOLLET	F	65-69 yrs	17.5	16.2	15.8	44.8	59.5	64.1	66.7	66.6	69.9	69.2	72.3	73.0	71.0	69.0	68.9	72.2	71.1	70.5	69.4	65.2
18	MINNESOTA	NICOLLET	F	70-74 yrs	22.5	21.6	23.9	57.7	70.0	73.0	73.0	71.2	69.5	74.5	75.4	76.4	73.4	73.2	66.7	70.2	72.6	71.9	72.6	70.6
18	MINNESOTA	NICOLLET	F	75-79 yrs	16.4	17.1	20.1	58.7	73.5	78.3	75.5	79.6	82.2	84.0	81.0	75.2	77.9	74.0	69.8	77.5	81.6	74.6	74.3	71.1
18	MINNESOTA	NICOLLET	F	80-84 yrs	18.8	15.7	16.5	62.4	81.2	82.8	81.0	82.1	80.9	75.7	80.5	82.3	79.1	80.3	81.8	85.1	79.9	75.3	75.3	70.9
18	MINNESOTA	NICOLLET	F	85+ yrs	9.0	12.4	15.7	64.1	83.7	86.1	84.4	86.8	83.7	79.4	74.7	76.4	78.3	77.1	74.4	67.7	67.9	64.4	59.7	59.8
18	MINNESOTA	NICOLLET	M	00-04 yrs	3.5	4.1	4.3	15.7	51.3	57.7	58.8	61.1	58.7	60.7	60.0	62.6	60.4	61.9	65.9	68.0	67.7	68.6	62.7	53.3
18	MINNESOTA	NICOLLET	M	05-09 yrs	2.0	2.6	3.7	21.2	32.6	39.2	41.5	44.1	48.0	49.9	50.2	51.7	51.9	50.0	48.2	54.4	56.1	49.4	46.5	42.3
18	MINNESOTA	NICOLLET	M	10-14 yrs	2.0	2.6	3.7	19.7	35.1	42.0	42.5	41.9	40.9	42.5	44.4	45.8	49.4	51.1	51.7	53.8	52.2	47.1	45.0	35.6
18	MINNESOTA	NICOLLET	M	15-19 yrs	1.8	2.2	3.3	20.1	36.0	38.5	39.9	39.5	38.1	37.0	36.7	37.3	36.5	37.1	37.5	44.4	46.8	40.0	35.6	31.9
18	MINNESOTA	NICOLLET	M	20-24 yrs	1.9	2.1	2.5	13.3	26.5	32.0	31.5	30.2	29.6	32.3	32.1	29.7	29.2	30.4	30.8	35.9	39.1	32.3	27.6	22.9
18	MINNESOTA	NICOLLET	M	25-29 yrs	2.7	2.7	2.2	17.8	33.7	41.8	41.1	41.3	39.3	37.6	39.1	38.6	39.3	43.1	41.9	53.4	58.1	45.9	42.8	33.8
18	MINNESOTA	NICOLLET	M	30-34 yrs	3.3	2.5	2.7	20.2	35.5	40.2	43.1	42.8	44.3	44.1	42.5	44.6	46.6	45.7	48.4	51.5	54.4	48.9	42.8	35.2
18	MINNESOTA	NICOLLET	M	35-39 yrs	2.9	3.3	3.4	21.0	35.6	42.1	42.8	43.7	45.5	47.1	46.8	46.7	49.5	51.3	48.9	56.6	56.0	52.1	47.9	44.0
18	MINNESOTA	NICOLLET	M	40-44 yrs	3.9	3.9	4.7	21.9	36.2	43.7	44.9	44.6	47.7	45.1	48.2	47.0	48.2	50.5	50.9	55.0	56.0	52.6	46.9	40.4
18	MINNESOTA	NICOLLET	M	45-49 yrs	5.0	5.6	5.1	26.4	40.2	44.7	47.7	48.1	48.0	46.1	45.7	49.2	48.0	48.7	50.1	54.1	55.6	52.4	48.0	42.6
18	MINNESOTA	NICOLLET	M	50-54 yrs	6.9	6.9	7.7	31.2	45.2	49.8	52.8	51.5	50.0	51.9	48.1	49.0	52.8	51.9	49.6	52.3	53.5	50.5	48.1	46.0
18	MINNESOTA	NICOLLET	M	55-59 yrs	6.9	7.7	8.4	33.4	50.5	55.2	54.6	57.1	56.5	54.0	54.6	57.4	57.1	57.4	58.3	56.4	56.6	54.2	51.3	44.1
18	MINNESOTA	NICOLLET	M	60-64 yrs	10.4	10.0	12.2	36.6	50.6	57.1	61.3	62.4	62.0	63.6	62.3	59.8	59.4	60.6	57.9	61.7	64.0	62.6	61.6	55.2
18	MINNESOTA	NICOLLET	M	65-69 yrs	16.3	15.8	16.6	40.9	54.4	63.3	62.8	62.3	61.0	59.4	64.3	66.9	66.3	67.2	67.0	70.4	68.2	66.9	62.1	56.6
18	MINNESOTA	NICOLLET	M	70-74 yrs	27.6	25.3	24.5	54.3	64.6	67.3	70.6	71.8	71.9	69.3	70.1	66.1	65.2	63.4	62.8	69.4	74.5	73.0	72.2	67.6
18	MINNESOTA	NICOLLET	M	75-79 yrs	24.9	26.3	28.2	56.1	76.1	78.7	77.8	74.8	76.9	77.0	82.2	81.5	74.4	75.9	74.7	78.1	73.6	72.5	72.4	62.7
18	MINNESOTA	NICOLLET	M	80-84 yrs	36.6	32.0	29.6	58.6	76.7	83.7	88.5	84.7	83.9	88.0	86.3	78.4	81.3	81.9	78.4	82.8	89.4	85.6	81.9	80.8
18	MINNESOTA	NICOLLET	M	85+ yrs	23.7	24.2	27.1	67.1	92.1	94.8	91.4	85.3	86.2	81.6	78.2	79.7	77.1	83.6	77.3	79.7	79.1	76.5	72.7	68.3

REP Census Version 2024 - Full Summary

Percent coverage of REP Census (v. 2024) versus the US Census Decennial and Intercensal population estimates (Vintage 2024)

Co.	State	County	Sex	Age Group	2005	2006	2007	2008	2009	2010	2011	2012	2013	2014	2015	2016	2017	2018	2019	2020	2021	2022	2023	2024
19	MINNESOTA	LE SUEUR	F	00-04 yrs	2.0	1.7	2.2	9.2	25.8	31.1	35.4	46.3	64.4	66.4	65.6	66.3	64.7	61.4	59.3	58.8	55.9	54.7	51.6	47.8
19	MINNESOTA	LE SUEUR	F	05-09 yrs	0.7	1.1	0.9	13.7	21.7	25.1	30.5	43.1	53.3	60.4	62.6	62.2	58.3	55.0	50.4	49.4	51.1	50.6	51.2	45.9
19	MINNESOTA	LE SUEUR	F	10-14 yrs	2.5	1.8	2.0	13.7	23.0	27.0	34.0	45.3	54.6	60.0	60.7	61.2	60.8	54.7	50.9	53.7	49.1	45.0	44.8	40.6
19	MINNESOTA	LE SUEUR	F	15-19 yrs	3.3	3.9	3.6	24.7	37.8	42.4	42.8	57.8	67.3	64.8	64.2	68.0	67.9	62.5	61.1	66.7	65.1	56.7	53.2	45.1
19	MINNESOTA	LE SUEUR	F	20-24 yrs	4.5	3.8	3.4	29.8	48.9	57.2	64.5	79.3	81.2	80.2	77.6	72.9	69.0	66.1	62.3	66.9	67.7	67.4	58.5	53.8
19	MINNESOTA	LE SUEUR	F	25-29 yrs	3.2	3.8	4.2	20.7	33.8	40.1	50.3	67.8	76.0	79.6	84.5	83.8	79.7	71.2	61.1	60.8	59.3	56.8	58.8	47.3
19	MINNESOTA	LE SUEUR	F	30-34 yrs	3.8	4.0	3.3	22.6	34.0	37.0	45.7	59.6	67.2	73.7	73.4	75.5	70.9	67.6	66.6	70.1	70.2	60.4	55.9	48.2
19	MINNESOTA	LE SUEUR	F	35-39 yrs	4.3	4.6	5.3	20.5	30.8	38.4	43.8	54.5	63.2	65.7	66.2	69.2	64.7	57.7	55.6	60.3	59.3	56.9	56.7	48.9
19	MINNESOTA	LE SUEUR	F	40-44 yrs	4.3	5.2	4.8	20.2	29.2	33.3	40.9	52.2	57.5	63.7	68.3	66.9	62.5	60.2	56.6	54.4	58.0	50.8	47.3	45.9
19	MINNESOTA	LE SUEUR	F	45-49 yrs	7.1	5.7	6.7	25.1	35.6	40.3	49.8	55.4	55.8	57.5	59.3	57.8	60.0	55.2	54.5	59.7	60.4	54.3	49.4	46.4
19	MINNESOTA	LE SUEUR	F	50-54 yrs	6.2	6.9	7.2	27.3	39.0	42.0	51.7	60.3	63.9	67.3	65.2	65.4	62.6	56.6	52.5	54.5	54.5	53.4	51.2	49.5
19	MINNESOTA	LE SUEUR	F	55-59 yrs	7.6	8.0	6.8	29.9	42.7	47.5	55.9	62.2	66.1	67.3	69.2	70.5	68.9	65.5	64.1	65.2	61.1	55.5	50.5	46.0
19	MINNESOTA	LE SUEUR	F	60-64 yrs	12.2	10.6	10.8	34.8	44.7	44.3	59.2	64.5	66.1	67.8	72.6	71.1	69.1	71.2	68.1	69.5	67.9	64.4	61.3	57.6
19	MINNESOTA	LE SUEUR	F	65-69 yrs	15.1	14.6	14.2	42.2	49.5	55.0	67.0	70.7	71.8	74.0	71.1	72.6	73.5	69.1	69.0	71.4	73.1	70.4	71.2	66.4
19	MINNESOTA	LE SUEUR	F	70-74 yrs	14.0	16.0	15.7	38.8	52.5	55.0	71.6	76.7	78.4	76.8	80.7	77.0	77.7	71.8	70.3	67.4	69.4	67.9	66.5	64.3
19	MINNESOTA	LE SUEUR	F	75-79 yrs	18.8	16.6	17.3	41.8	52.6	56.4	73.1	79.5	78.6	81.7	80.8	81.0	75.4	75.1	70.9	77.8	75.6	74.8	71.3	69.1
19	MINNESOTA	LE SUEUR	F	80-84 yrs	10.7	12.1	14.0	49.4	56.6	58.5	73.6	81.3	84.1	83.3	77.1	79.2	77.4	74.6	73.4	74.5	71.8	74.9	75.8	73.5
19	MINNESOTA	LE SUEUR	F	85+ yrs	9.3	9.8	10.7	48.8	64.9	68.6	78.2	85.8	84.1	81.7	81.9	80.4	79.1	77.0	72.9	79.7	74.3	71.2	73.0	67.2
19	MINNESOTA	LE SUEUR	M	00-04 yrs	0.9	1.4	1.9	9.4	30.3	34.5	40.0	48.3	62.9	63.8	66.7	69.8	69.0	64.4	60.5	59.5	57.9	59.4	54.1	46.8
19	MINNESOTA	LE SUEUR	M	05-09 yrs	1.6	1.1	1.4	10.8	20.4	25.2	29.4	39.3	54.6	60.9	63.2	63.2	62.2	58.3	56.4	58.9	58.0	51.5	48.4	43.4
19	MINNESOTA	LE SUEUR	M	10-14 yrs	1.3	2.4	1.9	12.6	23.2	26.8	32.2	42.4	51.0	50.7	53.9	55.9	53.8	54.9	53.2	54.9	53.7	51.1	50.1	43.1
19	MINNESOTA	LE SUEUR	M	15-19 yrs	1.8	2.0	2.7	16.5	29.8	36.8	41.6	49.9	58.5	59.0	59.1	57.4	54.4	53.1	51.1	52.5	53.8	49.1	46.0	41.7
19	MINNESOTA	LE SUEUR	M	20-24 yrs	1.9	1.9	2.4	15.4	33.1	39.2	47.6	57.4	59.8	64.7	61.3	62.6	56.5	56.3	52.2	60.1	55.2	49.5	39.7	29.6
19	MINNESOTA	LE SUEUR	M	25-29 yrs	1.8	1.5	1.5	13.6	24.4	30.3	34.7	43.8	53.8	55.3	61.1	59.5	58.1	53.3	50.8	57.2	54.0	42.7	34.8	27.3
19	MINNESOTA	LE SUEUR	M	30-34 yrs	2.6	2.0	2.3	12.6	22.0	29.1	34.7	45.1	51.1	52.8	53.4	57.0	52.9	53.5	54.0	57.2	56.6	50.5	41.1	33.3
19	MINNESOTA	LE SUEUR	M	35-39 yrs	2.1	1.8	2.6	14.5	27.1	29.5	33.6	44.5	49.6	53.2	53.6	52.1	51.9	52.9	52.0	54.6	55.2	46.9	44.3	37.3
19	MINNESOTA	LE SUEUR	M	40-44 yrs	4.0	3.8	4.1	15.1	24.7	30.1	32.9	41.6	47.7	52.1	53.0	56.2	58.8	55.0	50.6	52.0	51.0	46.7	42.9	37.3
19	MINNESOTA	LE SUEUR	M	45-49 yrs	3.7	4.2	4.0	16.6	27.0	29.7	36.0	44.6	52.4	54.1	54.0	53.5	53.5	52.7	51.6	52.6	53.3	47.5	41.9	36.5
19	MINNESOTA	LE SUEUR	M	50-54 yrs	5.4	5.9	6.2	22.8	33.0	37.6	43.9	53.6	54.6	57.7	56.1	55.7	54.3	55.4	49.1	50.1	51.3	47.2	44.2	40.7
19	MINNESOTA	LE SUEUR	M	55-59 yrs	6.7	7.1	7.1	23.5	34.0	39.5	44.2	51.6	59.6	61.8	61.1	62.5	61.8	58.5	55.4	56.0	55.3	49.4	46.8	40.6
19	MINNESOTA	LE SUEUR	M	60-64 yrs	10.2	11.1	9.4	25.9	39.7	43.7	51.8	59.1	62.4	62.9	64.4	63.2	63.7	62.4	60.2	62.5	66.5	61.2	54.5	49.7
19	MINNESOTA	LE SUEUR	M	65-69 yrs	12.1	12.9	15.4	40.8	49.7	51.9	57.4	63.1	65.4	66.8	67.5	66.6	67.3	68.3	67.4	64.5	65.2	64.6	63.4	56.8
19	MINNESOTA	LE SUEUR	M	70-74 yrs	20.1	18.4	16.5	34.4	43.6	50.5	63.8	73.4	76.6	77.2	74.5	72.9	72.7	69.1	66.2	70.3	70.7	69.9	68.2	61.3
19	MINNESOTA	LE SUEUR	M	75-79 yrs	16.2	18.5	27.0	43.1	51.6	58.3	71.7	76.7	74.2	71.7	74.9	77.9	76.2	70.8	69.7	73.2	75.2	72.4	68.8	65.2
19	MINNESOTA	LE SUEUR	M	80-84 yrs	14.6	14.5	15.1	39.1	53.1	58.1	66.8	87.1	90.4	88.2	82.7	78.6	75.0	69.1	65.7	72.4	74.7	75.1	71.0	73.8
19	MINNESOTA	LE SUEUR	M	85+ yrs	9.7	12.4	17.5	37.6	57.7	57.2	69.3	79.3	78.3	80.0	86.0	84.7	84.9	82.0	84.1	84.0	75.1	79.8	74.5	68.8

REP Census Version 2024 - Full Summary

Percent coverage of REP Census (v. 2024) versus the US Census Decennial and Intercensal population estimates (Vintage 2024)

Co.	State	County	Sex	Age Group	2005	2006	2007	2008	2009	2010	2011	2012	2013	2014	2015	2016	2017	2018	2019	2020	2021	2022	2023	2024
20	WISCONSIN	EAU CLAIRE	F	00-04 yrs	1.8	1.6	2.2	16.6	44.6	47.4	51.8	52.9	54.1	53.3	55.3	54.4	54.4	55.1	55.3	56.5	58.1	54.4	50.6	53.4
20	WISCONSIN	EAU CLAIRE	F	05-09 yrs	1.8	1.8	1.4	26.8	40.8	46.3	47.0	47.9	48.6	49.3	49.3	50.8	53.2	53.5	53.5	58.5	62.3	60.6	55.3	50.7
20	WISCONSIN	EAU CLAIRE	F	10-14 yrs	1.7	1.9	1.9	30.3	44.7	49.4	49.6	50.1	49.2	49.4	50.0	49.0	49.6	50.3	51.2	53.8	58.1	57.5	51.7	52.9
20	WISCONSIN	EAU CLAIRE	F	15-19 yrs	1.1	1.2	1.3	25.9	37.5	40.4	41.5	42.1	42.1	40.9	39.7	38.1	38.3	38.8	40.6	46.4	47.2	42.7	40.7	38.0
20	WISCONSIN	EAU CLAIRE	F	20-24 yrs	0.9	0.8	0.7	21.1	36.4	42.2	40.6	38.9	38.4	38.4	37.8	37.8	36.9	35.8	35.1	41.7	46.3	41.2	36.7	33.9
20	WISCONSIN	EAU CLAIRE	F	25-29 yrs	1.9	2.3	2.3	38.7	56.7	64.4	66.4	67.7	67.2	68.6	69.6	68.1	66.5	65.0	62.7	68.3	70.3	67.3	59.7	54.6
20	WISCONSIN	EAU CLAIRE	F	30-34 yrs	2.1	2.2	2.3	37.9	56.3	63.5	64.7	64.5	64.2	64.5	65.1	66.7	66.8	68.3	69.5	74.3	77.8	71.5	65.2	60.2
20	WISCONSIN	EAU CLAIRE	F	35-39 yrs	2.6	2.2	2.3	38.9	54.6	59.8	59.7	62.9	63.2	64.5	64.3	63.3	63.1	63.6	64.3	70.6	73.5	71.5	67.3	65.8
20	WISCONSIN	EAU CLAIRE	F	40-44 yrs	2.2	2.2	2.7	41.1	55.4	61.0	62.1	61.9	62.1	58.7	58.6	59.5	61.1	61.9	62.0	68.2	69.3	67.6	63.9	63.0
20	WISCONSIN	EAU CLAIRE	F	45-49 yrs	2.5	2.4	2.7	41.9	56.7	60.5	63.1	64.5	63.6	61.1	59.5	60.6	60.2	61.1	60.9	65.5	70.2	65.4	62.3	59.9
20	WISCONSIN	EAU CLAIRE	F	50-54 yrs	3.1	3.7	3.5	44.5	58.1	62.0	61.2	62.2	62.5	63.4	62.1	62.8	63.8	62.8	62.1	66.5	67.0	63.1	60.4	58.8
20	WISCONSIN	EAU CLAIRE	F	55-59 yrs	3.6	3.6	3.7	45.7	59.6	63.7	62.7	60.8	61.1	59.0	59.1	59.5	59.9	61.0	60.4	65.4	68.5	64.5	60.3	56.1
20	WISCONSIN	EAU CLAIRE	F	60-64 yrs	4.2	3.8	4.1	48.5	60.7	63.6	64.0	64.8	64.6	65.3	61.4	60.6	60.7	59.9	60.4	62.4	63.6	63.2	60.6	60.9
20	WISCONSIN	EAU CLAIRE	F	65-69 yrs	6.0	5.9	6.2	52.2	62.8	66.3	66.1	67.5	68.0	67.1	68.1	67.7	66.9	67.4	65.7	66.6	67.2	64.8	67.1	63.9
20	WISCONSIN	EAU CLAIRE	F	70-74 yrs	5.3	6.0	6.1	57.4	67.3	67.9	65.6	66.3	66.8	67.9	69.1	68.2	71.2	71.8	69.0	72.2	73.9	72.2	71.9	72.4
20	WISCONSIN	EAU CLAIRE	F	75-79 yrs	5.4	5.2	5.5	61.0	72.2	74.1	74.7	73.9	68.4	70.1	68.9	69.0	70.1	71.3	71.1	73.4	74.9	75.8	78.7	77.7
20	WISCONSIN	EAU CLAIRE	F	80-84 yrs	3.7	4.5	4.6	60.2	70.8	72.2	69.1	72.0	75.5	73.5	75.7	76.3	75.4	70.1	72.3	75.0	77.1	75.4	78.9	80.6
20	WISCONSIN	EAU CLAIRE	F	85+ yrs	2.0	1.9	2.6	62.6	77.0	79.3	77.5	77.8	78.8	79.4	77.6	76.7	79.0	82.4	79.6	72.9	74.9	79.8	81.5	81.0
20	WISCONSIN	EAU CLAIRE	M	00-04 yrs	1.9	2.4	3.4	17.5	45.1	48.7	51.4	54.0	52.6	52.5	54.0	56.5	55.9	57.5	58.0	58.9	59.6	57.3	53.6	54.6
20	WISCONSIN	EAU CLAIRE	M	05-09 yrs	1.8	2.1	2.4	25.9	39.2	45.2	47.8	49.5	49.9	51.3	51.7	52.2	53.4	53.7	54.5	59.8	62.8	61.8	55.3	53.5
20	WISCONSIN	EAU CLAIRE	M	10-14 yrs	2.2	2.0	2.6	30.6	45.3	50.5	50.5	49.5	48.9	48.6	48.1	49.2	50.1	50.4	53.4	53.4	57.7	57.9	51.3	51.9
20	WISCONSIN	EAU CLAIRE	M	15-19 yrs	1.2	1.2	1.7	25.0	39.5	45.9	47.1	45.7	44.6	43.3	43.4	41.5	40.1	40.0	41.1	45.0	46.9	43.9	40.0	37.7
20	WISCONSIN	EAU CLAIRE	M	20-24 yrs	0.7	0.7	0.8	15.0	31.0	37.6	38.7	38.6	37.1	36.4	36.4	36.0	34.9	34.5	33.7	39.4	44.1	38.9	31.9	26.4
20	WISCONSIN	EAU CLAIRE	M	25-29 yrs	1.0	0.8	1.0	24.4	45.4	54.2	56.3	57.7	56.4	58.1	54.8	55.0	55.3	53.0	51.9	58.8	61.9	54.3	46.5	39.4
20	WISCONSIN	EAU CLAIRE	M	30-34 yrs	1.0	1.0	1.1	27.8	49.7	58.3	62.3	61.5	60.2	60.7	61.3	60.7	62.6	59.9	60.7	67.1	70.3	66.1	57.7	47.7
20	WISCONSIN	EAU CLAIRE	M	35-39 yrs	1.6	1.7	1.6	30.6	51.4	59.2	59.0	61.5	58.9	60.3	61.0	61.6	61.7	62.6	62.5	68.4	72.4	69.0	62.6	58.2
20	WISCONSIN	EAU CLAIRE	M	40-44 yrs	1.5	1.6	1.9	31.2	49.7	58.4	60.2	61.7	61.6	61.8	59.7	58.4	60.3	58.9	59.7	65.4	68.8	64.5	59.9	55.1
20	WISCONSIN	EAU CLAIRE	M	45-49 yrs	1.7	1.7	2.0	34.8	52.7	59.3	61.9	63.1	62.9	61.7	59.0	57.4	59.0	61.6	61.6	65.1	66.7	64.7	59.3	55.4
20	WISCONSIN	EAU CLAIRE	M	50-54 yrs	2.1	2.6	3.1	37.3	54.3	59.5	61.4	62.9	62.3	62.5	61.9	61.2	61.3	60.1	59.5	63.7	65.9	62.7	60.7	56.4
20	WISCONSIN	EAU CLAIRE	M	55-59 yrs	3.1	3.2	3.2	41.1	55.9	60.6	62.1	62.8	62.8	62.9	61.6	62.4	61.9	62.9	62.2	63.6	65.2	64.1	60.0	55.3
20	WISCONSIN	EAU CLAIRE	M	60-64 yrs	4.0	4.6	5.0	42.9	56.7	62.1	62.9	63.4	64.2	64.8	64.7	63.8	64.0	61.7	61.9	62.2	65.7	64.2	60.9	57.7
20	WISCONSIN	EAU CLAIRE	M	65-69 yrs	5.5	5.4	6.6	50.4	62.6	63.8	64.8	64.0	64.5	66.0	66.4	65.6	64.5	65.6	64.6	66.1	67.7	67.2	66.3	64.4
20	WISCONSIN	EAU CLAIRE	M	70-74 yrs	5.9	7.0	8.6	55.7	65.2	67.3	67.2	68.2	68.3	70.7	70.3	70.1	69.1	65.5	65.8	67.2	69.2	69.7	70.0	69.3
20	WISCONSIN	EAU CLAIRE	M	75-79 yrs	6.3	7.4	9.3	60.7	69.5	73.8	71.9	72.5	71.7	71.1	71.7	73.8	72.0	72.9	70.5	72.1	75.2	72.5	72.7	71.9
20	WISCONSIN	EAU CLAIRE	M	80-84 yrs	6.5	7.0	7.0	65.0	75.7	76.3	73.2	72.9	74.9	75.1	76.8	75.3	76.7	74.8	75.2	73.5	78.9	78.6	82.0	81.9
20	WISCONSIN	EAU CLAIRE	M	85+ yrs	3.6	3.0	3.9	57.4	72.1	74.6	77.1	79.0	80.5	81.2	79.0	79.2	78.2	78.3	80.1	84.6	84.5	85.9	85.1	82.7

REP Census Version 2024 - Full Summary

Percent coverage of REP Census (v. 2024) versus the US Census Decennial and Intercensal population estimates (Vintage 2024)

Co.	State	County	Sex	Age Group	2005	2006	2007	2008	2009	2010	2011	2012	2013	2014	2015	2016	2017	2018	2019	2020	2021	2022	2023	2024
21	WISCONSIN	TREMPEALEAU	F	00-04 yrs	2.0	2.9	3.0	14.3	49.2	54.2	51.4	52.2	51.7	50.6	53.5	52.2	55.2	51.7	44.9	40.0	41.6	42.6	45.8	48.2
21	WISCONSIN	TREMPEALEAU	F	05-09 yrs	1.8	1.5	2.2	19.3	44.1	51.3	52.0	52.7	52.2	51.5	47.3	49.2	50.0	50.0	48.1	45.2	45.5	43.4	40.3	35.9
21	WISCONSIN	TREMPEALEAU	F	10-14 yrs	2.6	2.4	2.0	17.1	41.3	48.7	49.4	49.8	50.2	51.3	51.4	50.0	52.8	53.3	47.8	42.0	46.8	46.6	43.5	41.6
21	WISCONSIN	TREMPEALEAU	F	15-19 yrs	1.3	1.7	3.2	29.2	63.0	68.4	65.4	62.8	59.2	56.4	56.2	56.1	59.4	61.9	62.6	66.6	67.6	63.9	59.2	52.2
21	WISCONSIN	TREMPEALEAU	F	20-24 yrs	2.5	3.1	3.4	37.2	72.1	90.4	93.1	83.7	80.0	76.0	73.2	70.3	68.0	68.7	69.7	75.3	78.4	73.3	65.1	62.5
21	WISCONSIN	TREMPEALEAU	F	25-29 yrs	3.3	3.6	2.9	29.2	57.0	66.1	62.8	67.5	69.1	67.8	68.7	72.0	72.7	66.3	58.5	69.2	71.0	64.2	62.2	55.8
21	WISCONSIN	TREMPEALEAU	F	30-34 yrs	2.9	3.5	3.4	27.4	52.0	58.8	61.5	62.6	65.8	66.4	62.8	60.6	63.5	63.6	66.5	72.9	79.1	70.9	63.0	56.3
21	WISCONSIN	TREMPEALEAU	F	35-39 yrs	3.1	2.8	3.9	27.4	49.6	58.8	60.3	58.6	54.5	54.0	52.2	56.3	63.5	63.4	61.0	67.3	70.5	68.3	67.3	62.0
21	WISCONSIN	TREMPEALEAU	F	40-44 yrs	2.2	1.9	2.7	26.7	53.0	56.2	56.9	55.8	58.0	57.3	56.2	54.6	56.3	55.8	54.1	62.6	67.4	64.0	63.7	58.6
21	WISCONSIN	TREMPEALEAU	F	45-49 yrs	3.5	3.6	2.8	28.1	55.5	61.5	60.9	60.4	56.7	57.7	54.4	56.2	59.4	62.7	57.7	63.6	65.5	61.5	54.8	52.9
21	WISCONSIN	TREMPEALEAU	F	50-54 yrs	4.5	5.1	5.6	24.6	51.1	56.3	57.7	59.4	59.9	59.9	58.7	59.5	58.9	58.1	56.6	64.0	66.6	61.3	60.8	56.9
21	WISCONSIN	TREMPEALEAU	F	55-59 yrs	3.4	3.9	3.4	27.7	54.4	58.6	57.3	57.0	55.1	54.4	54.1	53.8	56.3	60.9	60.7	62.9	64.9	62.3	59.2	55.1
21	WISCONSIN	TREMPEALEAU	F	60-64 yrs	6.6	5.4	5.9	29.2	51.4	54.5	56.7	57.8	59.8	58.9	56.6	55.3	55.3	55.1	54.7	59.7	60.5	57.3	57.9	55.5
21	WISCONSIN	TREMPEALEAU	F	65-69 yrs	4.4	4.6	5.6	28.6	50.7	56.3	58.4	59.6	60.5	58.1	58.4	58.7	62.0	66.0	63.8	62.2	64.1	61.0	56.8	54.8
21	WISCONSIN	TREMPEALEAU	F	70-74 yrs	4.4	5.3	6.0	28.5	47.9	52.1	56.0	58.1	58.6	61.8	61.1	59.1	62.1	67.4	67.8	70.4	69.6	71.9	70.3	67.4
21	WISCONSIN	TREMPEALEAU	F	75-79 yrs	6.5	5.8	5.3	32.0	47.8	51.1	53.5	54.2	54.2	53.4	52.8	57.6	59.9	63.8	64.8	71.4	72.1	72.2	73.5	76.6
21	WISCONSIN	TREMPEALEAU	F	80-84 yrs	9.4	7.5	4.8	34.6	52.6	57.4	54.7	60.1	58.3	54.6	54.6	53.6	52.6	57.5	59.5	61.4	69.2	65.6	69.1	66.4
21	WISCONSIN	TREMPEALEAU	F	85+ yrs	2.5	3.3	3.6	32.6	51.6	56.5	56.1	54.6	54.9	57.5	62.5	55.3	55.9	56.5	55.3	54.6	60.0	60.7	61.8	59.4
21	WISCONSIN	TREMPEALEAU	M	00-04 yrs	2.2	2.4	3.9	14.8	50.3	55.6	58.8	56.6	56.1	55.3	54.2	53.8	52.5	50.2	52.5	46.8	47.7	43.4	44.3	43.2
21	WISCONSIN	TREMPEALEAU	M	05-09 yrs	1.5	1.6	2.3	18.5	46.8	54.9	55.2	55.7	54.2	52.7	52.0	50.5	52.3	50.9	51.1	46.0	50.0	48.9	46.5	42.8
21	WISCONSIN	TREMPEALEAU	M	10-14 yrs	1.5	1.5	2.1	18.3	45.6	49.7	51.3	50.9	54.0	55.4	52.8	51.9	50.2	49.7	45.3	43.5	47.4	46.7	44.7	42.0
21	WISCONSIN	TREMPEALEAU	M	15-19 yrs	2.0	1.8	2.2	20.4	50.0	59.1	60.7	59.3	59.3	58.0	56.1	58.7	60.8	61.0	59.5	57.5	56.9	52.2	47.5	43.4
21	WISCONSIN	TREMPEALEAU	M	20-24 yrs	2.0	1.5	1.8	19.1	55.1	70.6	74.9	70.5	68.9	59.9	55.3	56.3	59.4	63.0	60.4	66.0	72.9	63.2	54.5	45.7
21	WISCONSIN	TREMPEALEAU	M	25-29 yrs	1.2	1.0	1.2	15.9	45.8	62.0	60.4	61.1	63.3	64.0	60.1	59.0	57.4	55.4	55.8	61.6	63.0	58.4	50.0	45.6
21	WISCONSIN	TREMPEALEAU	M	30-34 yrs	1.4	1.7	1.9	19.8	40.0	49.3	55.3	52.3	54.7	53.7	54.1	54.4	54.5	54.7	56.8	61.3	69.2	62.1	50.5	46.1
21	WISCONSIN	TREMPEALEAU	M	35-39 yrs	1.2	2.0	2.9	19.2	47.4	59.5	59.8	57.2	56.2	55.6	53.6	53.3	56.7	56.6	52.2	58.6	64.2	59.3	53.5	51.2
21	WISCONSIN	TREMPEALEAU	M	40-44 yrs	2.2	2.0	2.5	20.0	47.1	54.9	55.4	55.5	56.3	58.8	57.6	55.8	57.7	58.7	55.5	57.6	60.8	57.0	52.1	47.8
21	WISCONSIN	TREMPEALEAU	M	45-49 yrs	1.9	2.9	4.3	21.6	46.2	56.2	55.7	56.2	55.2	55.8	53.8	55.8	56.6	58.6	60.9	62.6	63.7	57.2	56.6	50.9
21	WISCONSIN	TREMPEALEAU	M	50-54 yrs	3.6	3.2	3.4	20.6	48.9	55.7	58.6	56.7	55.8	55.7	54.4	54.1	60.5	60.8	59.2	59.5	62.2	58.0	51.7	47.5
21	WISCONSIN	TREMPEALEAU	M	55-59 yrs	2.8	3.5	4.4	22.6	43.2	52.0	54.1	55.2	56.5	57.8	56.4	57.4	55.2	55.5	55.8	59.8	59.8	59.2	56.7	49.6
21	WISCONSIN	TREMPEALEAU	M	60-64 yrs	4.9	5.9	6.1	25.3	47.9	52.8	51.5	55.6	54.8	53.1	49.7	52.4	54.4	57.7	57.7	60.4	61.6	56.7	53.5	50.3
21	WISCONSIN	TREMPEALEAU	M	65-69 yrs	6.0	7.3	7.2	28.4	47.0	53.1	56.3	58.1	57.6	58.0	54.9	51.9	53.6	59.0	58.0	56.5	62.5	60.5	57.6	56.6
21	WISCONSIN	TREMPEALEAU	M	70-74 yrs	7.6	7.4	8.2	25.7	40.9	46.0	47.0	51.5	55.9	60.7	59.7	60.0	63.5	64.3	64.7	65.9	64.4	68.7	66.0	59.0
21	WISCONSIN	TREMPEALEAU	M	75-79 yrs	6.5	8.6	8.6	28.1	49.9	52.7	49.5	48.3	46.3	43.9	47.0	46.8	51.4	60.5	66.2	70.8	72.2	72.1	68.4	66.3
21	WISCONSIN	TREMPEALEAU	M	80-84 yrs	6.4	4.7	5.7	35.6	44.9	46.5	45.8	52.7	53.4	56.3	56.7	56.1	51.4	53.6	47.5	55.3	58.8	58.8	65.5	69.7
21	WISCONSIN	TREMPEALEAU	M	85+ yrs	2.9	3.1	4.2	35.2	52.9	57.1	55.9	57.4	58.2	53.9	55.5	49.8	53.2	53.7	63.7	60.2	61.8	60.5	58.0	53.4

REP Census Version 2024 - Full Summary

Percent coverage of REP Census (v. 2024) versus the US Census Decennial and Intercensal population estimates (Vintage 2024)

Co.	State	County	Sex	Age Group	2005	2006	2007	2008	2009	2010	2011	2012	2013	2014	2015	2016	2017	2018	2019	2020	2021	2022	2023	2024
22	WISCONSIN	LA CROSSE	F	00-04 yrs	2.1	2.1	2.5	6.9	39.8	44.0	44.3	43.8	43.6	42.0	40.7	38.2	36.9	34.9	33.2	33.1	32.3	30.8	29.8	26.7
22	WISCONSIN	LA CROSSE	F	05-09 yrs	1.5	1.6	1.6	9.0	35.3	40.2	40.9	41.5	40.5	40.6	40.3	38.8	36.6	34.7	33.1	34.7	34.8	33.0	31.4	29.1
22	WISCONSIN	LA CROSSE	F	10-14 yrs	1.3	1.3	1.5	9.6	36.0	39.8	41.8	41.6	41.6	41.9	40.2	39.7	38.5	36.4	32.5	34.3	36.1	32.9	30.5	29.0
22	WISCONSIN	LA CROSSE	F	15-19 yrs	1.2	1.5	1.7	9.8	32.0	36.5	36.3	35.8	34.9	34.0	35.3	35.4	32.9	30.6	29.3	36.5	38.2	29.0	25.4	22.3
22	WISCONSIN	LA CROSSE	F	20-24 yrs	1.7	1.6	1.5	10.2	30.7	40.6	42.1	39.2	37.6	36.3	35.6	36.0	33.4	30.1	30.3	39.3	45.0	31.3	26.8	23.4
22	WISCONSIN	LA CROSSE	F	25-29 yrs	2.5	2.9	2.6	17.4	43.9	53.5	56.3	57.8	58.8	57.1	55.3	54.4	48.1	44.4	40.3	45.0	47.7	38.8	36.1	31.8
22	WISCONSIN	LA CROSSE	F	30-34 yrs	2.8	2.7	2.5	15.4	41.1	49.0	51.3	52.3	50.3	51.3	49.1	49.1	49.7	46.9	41.6	48.8	50.6	40.4	35.5	31.5
22	WISCONSIN	LA CROSSE	F	35-39 yrs	2.6	2.4	3.3	16.5	42.4	48.6	48.1	49.7	48.5	48.2	48.7	48.5	47.1	45.1	42.2	48.9	48.2	42.2	38.9	35.3
22	WISCONSIN	LA CROSSE	F	40-44 yrs	2.7	2.6	2.4	15.0	41.6	47.4	49.7	49.5	51.7	50.1	48.8	47.7	45.9	45.2	44.2	48.9	49.7	42.8	40.1	37.3
22	WISCONSIN	LA CROSSE	F	45-49 yrs	3.3	3.0	2.9	16.0	42.2	48.8	50.9	51.8	49.7	49.0	47.5	49.3	48.1	48.0	45.8	50.9	50.7	43.2	39.2	36.9
22	WISCONSIN	LA CROSSE	F	50-54 yrs	3.5	3.6	3.6	17.0	42.4	47.7	47.1	47.2	47.6	47.4	48.4	47.5	47.4	46.0	43.4	47.5	49.5	42.6	42.6	39.5
22	WISCONSIN	LA CROSSE	F	55-59 yrs	4.1	4.1	4.3	16.0	41.7	45.1	47.4	48.3	47.8	47.4	46.7	46.2	45.9	45.6	43.4	46.8	46.6	41.8	38.8	36.3
22	WISCONSIN	LA CROSSE	F	60-64 yrs	4.5	5.0	4.6	18.1	43.5	46.6	47.5	47.0	47.6	46.3	44.3	46.4	47.3	46.2	42.8	42.8	43.6	39.9	37.8	36.6
22	WISCONSIN	LA CROSSE	F	65-69 yrs	4.9	5.4	5.3	18.7	39.8	45.3	45.3	43.9	44.8	45.2	44.7	43.5	44.5	45.1	43.4	43.5	44.9	42.8	40.4	38.5
22	WISCONSIN	LA CROSSE	F	70-74 yrs	5.6	5.2	5.8	18.9	36.8	38.3	38.4	41.2	41.8	41.3	43.0	43.4	42.1	43.0	43.0	43.6	43.8	43.5	44.0	41.8
22	WISCONSIN	LA CROSSE	F	75-79 yrs	4.7	4.7	5.4	22.5	39.7	41.1	40.0	40.2	38.9	38.9	36.5	36.8	39.6	40.7	39.8	43.1	43.9	41.7	41.8	42.8
22	WISCONSIN	LA CROSSE	F	80-84 yrs	5.3	5.7	5.1	23.0	42.0	43.6	42.4	43.6	44.5	42.1	41.3	40.1	37.3	35.9	37.1	38.6	39.7	41.9	42.7	39.4
22	WISCONSIN	LA CROSSE	F	85+ yrs	3.5	4.1	4.3	26.6	47.0	48.2	46.3	46.4	44.6	44.1	41.7	40.9	39.5	37.8	37.0	40.1	39.4	39.0	38.6	38.1
22	WISCONSIN	LA CROSSE	M	00-04 yrs	2.1	2.4	2.8	7.5	39.1	42.1	43.4	43.6	43.9	42.6	42.1	42.6	40.3	36.9	32.8	30.5	30.3	28.0	26.6	24.2
22	WISCONSIN	LA CROSSE	M	05-09 yrs	2.0	1.8	2.0	9.5	33.2	38.8	38.6	40.9	41.0	42.0	41.2	40.8	39.1	38.0	34.8	35.3	36.0	33.3	30.5	26.9
22	WISCONSIN	LA CROSSE	M	10-14 yrs	1.4	1.5	1.9	9.8	34.6	39.5	39.8	39.2	39.1	38.9	38.5	37.5	37.8	35.6	35.2	36.3	36.7	33.4	31.3	28.7
22	WISCONSIN	LA CROSSE	M	15-19 yrs	1.1	1.2	1.2	8.6	33.0	40.5	42.5	42.4	41.7	41.0	39.2	39.6	36.5	34.2	32.5	38.2	39.6	32.2	29.0	26.1
22	WISCONSIN	LA CROSSE	M	20-24 yrs	0.8	0.8	0.9	7.3	28.0	40.3	42.8	43.1	41.8	38.7	36.9	36.6	34.0	31.3	31.3	38.3	43.1	32.7	27.7	22.9
22	WISCONSIN	LA CROSSE	M	25-29 yrs	1.7	1.2	1.4	10.7	37.9	48.8	54.8	56.1	56.5	54.8	50.3	49.4	45.5	42.5	39.2	43.7	47.7	41.2	36.0	29.8
22	WISCONSIN	LA CROSSE	M	30-34 yrs	1.7	1.7	1.8	12.5	38.0	49.5	52.1	53.2	52.7	51.2	50.7	50.1	47.9	45.4	42.6	47.9	49.5	42.2	36.4	28.8
22	WISCONSIN	LA CROSSE	M	35-39 yrs	1.9	1.5	1.9	10.6	37.7	48.0	50.2	51.6	51.3	50.6	49.2	48.8	46.3	45.4	44.4	46.4	48.2	44.1	40.8	33.8
22	WISCONSIN	LA CROSSE	M	40-44 yrs	2.1	2.2	1.9	13.0	38.0	47.8	50.8	50.1	50.1	49.7	49.4	48.7	48.6	46.8	45.4	47.2	46.5	40.7	37.7	34.7
22	WISCONSIN	LA CROSSE	M	45-49 yrs	2.2	1.8	2.7	12.8	38.3	47.2	49.3	51.6	52.3	50.7	48.8	48.4	46.8	47.1	45.6	48.4	49.6	44.2	39.0	35.1
22	WISCONSIN	LA CROSSE	M	50-54 yrs	3.2	3.3	3.8	13.0	37.8	45.0	47.4	48.4	49.4	50.3	50.0	49.6	49.5	49.5	47.9	48.2	48.7	42.9	40.0	36.0
22	WISCONSIN	LA CROSSE	M	55-59 yrs	4.3	4.2	4.7	14.9	37.0	44.4	46.5	48.0	47.3	46.7	47.0	47.4	47.9	47.4	46.4	47.7	47.3	43.5	40.7	36.9
22	WISCONSIN	LA CROSSE	M	60-64 yrs	5.8	6.5	5.8	17.3	40.3	45.2	45.0	45.2	46.6	46.6	45.3	45.9	45.4	44.8	43.0	42.9	44.3	41.6	39.7	37.1
22	WISCONSIN	LA CROSSE	M	65-69 yrs	6.6	6.5	6.6	18.9	39.0	41.8	43.1	43.0	43.0	44.2	44.4	44.0	42.5	44.1	43.2	42.1	42.5	40.3	38.4	35.0
22	WISCONSIN	LA CROSSE	M	70-74 yrs	6.7	6.8	7.8	19.3	34.8	38.7	40.9	41.8	42.8	43.5	41.8	41.3	42.3	42.0	42.6	43.2	43.6	42.6	41.3	39.5
22	WISCONSIN	LA CROSSE	M	75-79 yrs	7.4	7.0	8.3	18.7	33.0	34.6	35.4	37.2	39.8	41.5	39.8	38.8	39.5	40.7	40.3	40.6	42.2	43.7	42.5	42.3
22	WISCONSIN	LA CROSSE	M	80-84 yrs	6.7	8.3	10.0	23.0	37.2	39.9	38.4	36.3	36.4	35.1	35.9	36.7	37.7	38.7	39.8	39.2	39.9	40.5	42.9	42.6
22	WISCONSIN	LA CROSSE	M	85+ yrs	6.7	5.8	5.3	22.9	39.1	42.4	41.0	41.0	39.3	38.2	36.0	37.6	36.2	34.5	33.3	37.4	37.6	38.8	37.4	37.1

REP Census Version 2024 - Full Summary

Percent coverage of REP Census (v. 2024) versus the US Census Decennial and Intercensal population estimates (Vintage 2024)

Co.	State	County	Sex	Age Group	2005	2006	2007	2008	2009	2010	2011	2012	2013	2014	2015	2016	2017	2018	2019	2020	2021	2022	2023	2024
23	WISCONSIN	BUFFALO	F	00-04 yrs	4.4	2.4	2.8	17.5	47.7	55.4	55.7	57.7	62.1	56.8	61.2	59.2	54.9	53.1	52.4	51.0	47.0	49.5	47.4	43.8
23	WISCONSIN	BUFFALO	F	05-09 yrs	2.1	1.9	2.4	22.6	42.5	52.2	55.9	55.9	57.9	55.1	55.4	54.5	56.2	54.2	53.6	52.1	56.2	51.2	44.0	45.5
23	WISCONSIN	BUFFALO	F	10-14 yrs	3.0	2.9	3.0	21.3	37.5	47.7	55.3	61.2	57.1	57.4	57.2	57.5	54.6	49.4	50.2	48.7	50.3	45.8	46.6	40.9
23	WISCONSIN	BUFFALO	F	15-19 yrs	6.6	6.2	5.7	32.2	60.4	69.6	68.8	69.4	72.9	67.7	63.4	64.3	67.3	60.5	60.0	60.8	56.2	55.5	56.3	54.4
23	WISCONSIN	BUFFALO	F	20-24 yrs	7.7	6.8	5.9	34.7	66.3	85.8	85.3	79.6	76.6	83.5	79.4	70.3	74.8	74.8	66.5	71.4	74.2	63.6	60.2	59.5
23	WISCONSIN	BUFFALO	F	25-29 yrs	6.8	7.7	6.2	32.5	53.7	65.1	69.2	79.1	85.1	77.8	75.8	81.1	76.3	67.6	66.6	65.7	66.0	56.4	56.6	47.1
23	WISCONSIN	BUFFALO	F	30-34 yrs	7.0	7.3	8.0	29.3	51.6	60.6	66.2	66.0	62.2	67.7	66.3	71.8	69.2	66.8	67.2	65.8	67.5	65.7	56.8	54.3
23	WISCONSIN	BUFFALO	F	35-39 yrs	6.9	6.4	6.9	29.5	53.9	61.7	60.9	63.8	62.4	59.8	63.3	62.8	58.5	56.4	61.4	59.8	61.9	54.2	51.7	51.3
23	WISCONSIN	BUFFALO	F	40-44 yrs	8.0	7.5	6.3	31.9	50.0	54.7	54.9	59.6	62.7	64.0	65.7	64.2	65.2	63.8	59.7	60.6	62.9	55.9	46.8	48.6
23	WISCONSIN	BUFFALO	F	45-49 yrs	7.2	7.3	7.5	28.8	48.6	56.3	60.8	62.4	63.5	63.6	61.2	66.8	65.8	64.2	61.3	60.8	63.1	62.4	58.6	52.3
23	WISCONSIN	BUFFALO	F	50-54 yrs	11.3	12.1	11.2	33.1	50.1	58.2	57.2	60.0	60.7	61.8	61.4	62.6	62.7	61.7	60.5	57.7	58.9	55.4	61.0	57.8
23	WISCONSIN	BUFFALO	F	55-59 yrs	11.7	12.2	10.4	32.8	51.7	59.0	57.2	64.1	65.1	63.7	62.8	61.4	58.7	57.6	58.5	59.6	56.9	53.1	51.0	47.3
23	WISCONSIN	BUFFALO	F	60-64 yrs	16.7	14.2	16.0	35.8	52.4	58.6	60.7	58.3	58.7	60.0	63.9	65.2	68.0	66.5	58.4	57.1	55.1	53.2	51.7	50.9
23	WISCONSIN	BUFFALO	F	65-69 yrs	16.1	17.3	17.1	42.3	56.1	62.5	64.8	65.4	68.8	66.3	64.5	66.3	65.5	64.7	63.7	60.2	59.8	60.8	56.1	49.8
23	WISCONSIN	BUFFALO	F	70-74 yrs	15.1	10.5	14.1	38.7	55.3	62.8	61.9	61.7	63.3	62.5	64.9	67.2	69.0	73.2	68.9	65.4	60.7	56.7	58.7	53.4
23	WISCONSIN	BUFFALO	F	75-79 yrs	17.9	17.3	17.7	41.0	55.5	61.0	66.1	62.6	63.1	67.5	67.2	65.7	66.9	63.8	63.3	65.4	65.2	60.6	62.2	60.3
23	WISCONSIN	BUFFALO	F	80-84 yrs	14.6	16.1	15.5	52.7	63.1	68.6	70.2	75.5	66.8	65.6	67.2	73.9	67.2	67.2	63.9	70.0	62.0	65.5	62.7	58.6
23	WISCONSIN	BUFFALO	F	85+ yrs	12.8	11.0	9.7	48.8	72.0	75.5	78.6	71.6	71.3	62.0	60.1	61.7	70.3	73.0	67.4	70.5	68.0	62.2	61.0	60.8
23	WISCONSIN	BUFFALO	M	00-04 yrs	4.0	5.3	4.8	18.5	47.7	49.5	60.1	59.6	61.4	66.7	63.3	64.5	63.9	58.2	57.5	56.2	53.1	49.2	46.9	45.3
23	WISCONSIN	BUFFALO	M	05-09 yrs	7.6	7.2	7.1	23.5	47.2	60.3	56.4	59.0	61.2	61.9	58.8	58.9	57.9	57.6	48.8	47.6	51.5	50.1	50.4	47.6
23	WISCONSIN	BUFFALO	M	10-14 yrs	3.5	3.8	4.4	25.2	44.8	53.6	55.2	58.0	58.6	63.7	66.3	63.0	61.5	56.1	52.9	47.3	45.4	43.5	43.2	43.2
23	WISCONSIN	BUFFALO	M	15-19 yrs	4.1	5.6	4.8	23.2	48.6	61.3	64.7	64.5	67.0	63.9	63.0	60.7	60.1	61.6	61.1	60.8	54.2	54.8	53.6	43.8
23	WISCONSIN	BUFFALO	M	20-24 yrs	6.5	5.0	4.4	22.1	42.3	65.7	69.8	71.6	62.8	63.7	56.3	57.8	60.6	58.0	54.4	61.6	64.7	57.3	54.6	45.1
23	WISCONSIN	BUFFALO	M	25-29 yrs	2.4	3.2	3.9	18.5	41.6	48.8	56.6	63.3	62.8	59.3	59.9	60.3	57.2	52.8	51.3	53.6	55.9	46.0	42.4	32.9
23	WISCONSIN	BUFFALO	M	30-34 yrs	4.8	4.1	5.4	22.5	45.5	53.4	59.8	61.2	66.5	63.1	61.1	58.8	57.4	54.8	51.5	58.0	58.7	55.6	45.6	40.1
23	WISCONSIN	BUFFALO	M	35-39 yrs	8.1	6.7	4.7	23.3	42.3	52.9	55.5	61.1	61.2	65.8	60.9	60.2	56.7	60.4	60.3	58.8	56.9	55.0	50.2	40.9
23	WISCONSIN	BUFFALO	M	40-44 yrs	5.9	5.9	6.4	26.3	45.2	56.4	54.3	55.5	60.1	55.5	60.9	61.8	58.8	58.3	58.3	53.5	55.6	51.8	44.9	44.8
23	WISCONSIN	BUFFALO	M	45-49 yrs	5.8	6.3	5.9	24.5	46.8	52.5	55.1	55.1	54.8	60.5	61.6	60.8	64.4	65.6	61.6	58.5	58.8	52.5	47.1	49.5
23	WISCONSIN	BUFFALO	M	50-54 yrs	10.4	11.8	11.6	29.5	48.7	55.6	60.2	61.5	60.4	58.7	58.8	60.9	60.9	60.2	57.0	55.6	58.0	55.9	57.7	49.0
23	WISCONSIN	BUFFALO	M	55-59 yrs	9.9	9.4	11.7	31.5	52.2	57.6	62.2	60.8	61.9	64.7	64.0	62.5	64.5	61.1	62.4	61.5	58.4	51.9	46.9	45.1
23	WISCONSIN	BUFFALO	M	60-64 yrs	12.3	13.6	14.7	32.0	45.4	52.1	52.2	55.8	57.5	63.6	61.9	60.3	63.4	64.2	59.9	57.2	56.0	51.7	50.7	48.9
23	WISCONSIN	BUFFALO	M	65-69 yrs	20.5	18.8	18.7	43.2	57.2	60.2	61.7	56.4	56.5	57.7	58.9	58.6	62.4	61.2	62.6	61.7	59.7	54.1	55.6	51.3
23	WISCONSIN	BUFFALO	M	70-74 yrs	13.2	15.7	16.9	36.4	55.5	61.4	66.1	69.1	67.8	68.8	64.1	64.7	61.2	63.7	62.9	58.9	57.1	58.9	57.9	55.1
23	WISCONSIN	BUFFALO	M	75-79 yrs	24.3	20.7	25.6	45.5	56.7	57.3	63.9	69.6	68.1	67.8	67.2	69.0	72.7	71.0	62.9	62.6	61.0	57.5	60.5	51.7
23	WISCONSIN	BUFFALO	M	80-84 yrs	15.3	19.4	21.9	47.9	56.9	68.2	66.1	64.2	65.1	65.3	61.3	69.7	72.1	65.5	59.2	61.5	60.9	64.8	61.5	53.8
23	WISCONSIN	BUFFALO	M	85+ yrs	20.4	21.1	21.4	57.0	74.3	69.5	69.8	72.9	72.4	72.6	80.5	67.8	63.9	69.0	64.6	62.2	64.5	57.0	60.4	53.2

REP Census Version 2024 - Full Summary

Percent coverage of REP Census (v. 2024) versus the US Census Decennial and Intercensal population estimates (Vintage 2024)

Co.	State	County	Sex	Age Group	2005	2006	2007	2008	2009	2010	2011	2012	2013	2014	2015	2016	2017	2018	2019	2020	2021	2022	2023	2024
24	WISCONSIN	PEPIN	F	00-04 yrs	1.3	3.5	3.4	13.0	32.7	41.9	46.9	51.2	53.0	55.8	68.8	65.1	72.2	60.9	63.7	58.5	53.1	58.1	55.7	43.9
24	WISCONSIN	PEPIN	F	05-09 yrs	2.6	2.2	3.1	17.0	36.7	45.0	44.7	44.9	47.4	48.2	46.5	49.5	58.5	60.5	53.4	52.4	56.4	53.2	52.8	51.6
24	WISCONSIN	PEPIN	F	10-14 yrs	2.6	3.1	2.9	19.8	37.3	40.5	38.9	40.8	39.9	45.8	53.6	52.6	53.1	46.3	44.1	44.9	45.3	46.3	48.9	42.5
24	WISCONSIN	PEPIN	F	15-19 yrs	3.7	4.3	7.2	27.0	40.2	53.9	59.4	58.8	56.7	57.4	58.9	55.0	53.9	56.9	52.4	55.4	56.6	54.9	53.7	50.0
24	WISCONSIN	PEPIN	F	20-24 yrs	4.0	6.0	7.0	27.9	59.2	81.9	80.4	81.8	72.4	71.4	74.6	68.4	73.8	77.8	73.9	73.6	67.3	69.6	64.4	63.6
24	WISCONSIN	PEPIN	F	25-29 yrs	7.7	7.4	4.2	25.4	46.2	56.8	57.9	75.9	76.3	82.1	77.0	72.0	67.8	63.5	58.6	66.7	69.3	58.9	58.6	55.3
24	WISCONSIN	PEPIN	F	30-34 yrs	6.2	6.5	7.3	29.0	48.1	57.9	57.4	60.7	65.1	61.1	61.5	63.8	73.1	82.5	72.9	76.9	82.5	74.7	64.3	52.8
24	WISCONSIN	PEPIN	F	35-39 yrs	6.4	4.7	4.4	26.9	45.5	53.7	61.1	59.1	61.7	69.9	62.8	59.1	68.3	61.5	59.9	63.7	65.0	73.6	79.8	70.4
24	WISCONSIN	PEPIN	F	40-44 yrs	8.7	10.6	8.8	25.9	41.1	50.8	52.2	58.7	61.6	65.7	62.1	58.0	55.4	58.5	59.0	56.7	64.9	60.5	55.8	52.7
24	WISCONSIN	PEPIN	F	45-49 yrs	7.7	6.7	8.6	27.0	42.1	54.9	57.4	57.7	63.5	61.1	57.1	58.9	65.1	70.7	64.2	60.0	57.6	48.7	55.0	55.2
24	WISCONSIN	PEPIN	F	50-54 yrs	11.8	10.9	9.3	26.9	41.3	47.8	48.3	54.7	55.1	60.2	57.1	51.8	54.0	57.2	57.2	64.9	67.4	65.3	62.9	54.9
24	WISCONSIN	PEPIN	F	55-59 yrs	12.9	13.2	10.3	30.1	41.6	45.4	53.8	49.5	50.6	55.9	58.0	55.7	59.5	60.0	59.1	60.0	60.1	59.6	57.6	54.3
24	WISCONSIN	PEPIN	F	60-64 yrs	13.7	10.5	11.5	28.9	47.3	56.7	54.2	59.6	65.4	61.0	54.7	54.2	51.1	52.5	50.0	57.1	60.8	60.1	60.4	54.4
24	WISCONSIN	PEPIN	F	65-69 yrs	21.4	20.3	18.8	39.4	59.5	62.6	59.2	62.6	69.4	73.4	75.3	67.4	65.8	65.7	59.5	54.6	55.3	59.7	60.8	59.5
24	WISCONSIN	PEPIN	F	70-74 yrs	21.7	22.0	19.2	47.7	65.8	68.1	73.8	75.5	71.1	72.9	71.3	80.1	79.1	80.5	77.4	86.0	71.5	66.4	69.5	63.4
24	WISCONSIN	PEPIN	F	75-79 yrs	30.4	23.7	22.1	44.2	64.5	73.9	75.8	76.5	75.2	78.7	81.0	80.6	74.0	75.2	72.3	70.3	81.4	82.1	89.7	78.0
24	WISCONSIN	PEPIN	F	80-84 yrs	22.9	23.4	19.7	34.6	54.4	61.1	63.8	64.2	76.1	73.3	76.9	72.2	84.2	76.5	67.6	79.0	91.8	96.0	84.0	75.2
24	WISCONSIN	PEPIN	F	85+ yrs	21.6	18.5	10.3	32.7	57.9	70.3	72.2	66.7	61.0	65.8	65.1	61.4	62.4	56.7	49.3	69.9	67.7	69.1	65.0	57.5
24	WISCONSIN	PEPIN	M	00-04 yrs	3.2	3.2	2.6	11.5	40.8	54.7	56.8	64.0	66.0	65.9	61.9	65.1	63.3	61.1	56.3	54.6	51.7	47.4	40.4	42.4
24	WISCONSIN	PEPIN	M	05-09 yrs	4.6	5.0	6.5	20.7	35.0	44.4	54.5	48.1	55.0	58.7	60.3	66.5	67.2	58.3	56.6	49.8	47.0	45.0	46.1	44.1
24	WISCONSIN	PEPIN	M	10-14 yrs	5.6	4.2	5.5	16.1	31.3	45.4	47.1	45.1	41.7	43.4	50.9	52.5	51.5	53.8	52.3	46.6	52.0	53.5	43.8	40.0
24	WISCONSIN	PEPIN	M	15-19 yrs	4.5	4.7	6.2	21.7	36.9	48.1	44.8	51.7	50.2	56.6	56.7	56.8	54.9	50.0	51.9	48.5	49.8	44.7	47.7	41.3
24	WISCONSIN	PEPIN	M	20-24 yrs	4.0	5.9	3.9	16.8	40.6	57.5	65.9	62.4	60.3	64.4	55.8	52.3	60.6	60.7	57.5	57.8	56.0	51.2	45.9	35.4
24	WISCONSIN	PEPIN	M	25-29 yrs	2.8	2.8	3.7	16.1	38.8	48.9	57.9	57.3	62.3	65.5	72.2	56.2	53.6	52.6	42.9	51.2	59.4	56.1	42.8	33.3
24	WISCONSIN	PEPIN	M	30-34 yrs	6.3	5.1	4.6	21.2	32.1	40.9	48.7	48.8	52.4	58.6	57.2	61.1	61.1	60.1	67.5	62.3	65.1	56.8	51.5	41.0
24	WISCONSIN	PEPIN	M	35-39 yrs	5.6	7.5	7.6	18.2	37.6	44.2	47.9	55.2	54.5	60.1	56.3	54.0	57.0	54.9	54.6	54.2	56.2	59.3	56.2	55.0
24	WISCONSIN	PEPIN	M	40-44 yrs	5.6	6.9	5.6	15.7	30.7	37.9	49.8	51.2	58.5	58.6	58.4	55.7	61.0	57.1	62.5	55.0	60.3	57.0	49.2	49.4
24	WISCONSIN	PEPIN	M	45-49 yrs	4.9	5.3	5.8	18.8	33.2	42.5	44.4	46.2	47.3	47.0	51.8	52.0	54.0	56.0	60.2	67.5	63.8	55.4	53.8	48.7
24	WISCONSIN	PEPIN	M	50-54 yrs	9.5	9.2	9.5	25.9	41.9	47.5	51.8	52.3	56.7	58.6	55.4	52.5	54.4	51.5	50.8	54.2	58.7	62.8	58.3	47.4
24	WISCONSIN	PEPIN	M	55-59 yrs	12.4	11.6	9.6	24.8	35.3	45.4	47.7	49.5	54.8	58.1	62.5	62.3	62.0	60.3	53.3	54.7	60.2	60.0	52.8	49.8
24	WISCONSIN	PEPIN	M	60-64 yrs	10.5	10.3	13.2	30.0	51.3	55.0	50.9	50.9	52.9	58.1	60.7	59.1	54.0	59.6	55.7	58.9	62.2	61.1	60.5	52.8
24	WISCONSIN	PEPIN	M	65-69 yrs	19.9	18.7	18.6	32.1	50.0	49.7	53.2	59.9	57.9	64.5	66.3	65.8	65.7	66.7	61.1	60.6	66.4	63.4	64.4	59.5
24	WISCONSIN	PEPIN	M	70-74 yrs	28.0	23.9	18.6	43.5	54.8	60.6	65.0	65.9	68.4	72.4	64.6	66.1	70.8	69.1	72.0	66.7	69.5	72.3	69.0	64.0
24	WISCONSIN	PEPIN	M	75-79 yrs	25.8	28.2	29.8	49.6	57.8	58.0	66.4	78.7	76.5	74.1	78.5	78.0	80.1	75.2	76.8	76.7	77.6	81.1	76.3	80.7
24	WISCONSIN	PEPIN	M	80-84 yrs	28.1	22.8	20.2	40.0	59.5	71.8	73.6	66.4	70.0	77.1	78.7	79.1	70.2	75.8	72.8	78.6	78.4	81.1	79.1	73.8
24	WISCONSIN	PEPIN	M	85+ yrs	41.2	28.6	18.6	37.9	55.9	63.5	72.1	84.7	77.0	77.8	81.0	71.3	74.4	70.9	61.2	74.7	70.3	72.5	78.8	62.6

REP Census Version 2024 - Full Summary

Percent coverage of REP Census (v. 2024) versus the US Census Decennial and Intercensal population estimates (Vintage 2024)

Co.	State	County	Sex	Age Group	2005	2006	2007	2008	2009	2010	2011	2012	2013	2014	2015	2016	2017	2018	2019	2020	2021	2022	2023	2024
25	WISCONSIN	DUNN	F	00-04 yrs	1.2	1.8	2.0	18.4	57.7	81.0	83.4	90.4	89.3	88.6	87.0	90.6	85.3	84.7	82.2	79.8	79.4	76.8	74.5	72.0
25	WISCONSIN	DUNN	F	05-09 yrs	1.8	1.7	1.6	22.7	54.2	73.6	79.4	82.1	82.3	81.2	82.3	79.6	82.6	82.1	82.2	81.4	81.4	81.0	77.1	68.9
25	WISCONSIN	DUNN	F	10-14 yrs	1.2	1.1	1.5	24.4	51.7	70.4	77.1	79.3	78.6	78.6	79.9	83.8	80.3	76.9	76.8	79.8	79.0	79.5	77.2	71.0
25	WISCONSIN	DUNN	F	15-19 yrs	1.2	0.9	1.1	21.1	38.5	49.8	51.9	50.6	51.3	52.2	50.0	48.7	49.6	48.6	49.7	53.9	62.5	51.3	47.8	44.9
25	WISCONSIN	DUNN	F	20-24 yrs	1.2	1.1	1.0	16.3	34.4	46.1	49.0	48.1	46.1	45.4	43.1	44.1	44.1	42.7	43.8	48.1	54.0	45.2	43.1	38.0
25	WISCONSIN	DUNN	F	25-29 yrs	1.9	2.2	2.9	41.3	69.7	83.2	89.7	88.2	94.4	98.0	95.5	93.6	90.0	88.5	83.0	85.4	85.6	76.9	74.8	68.3
25	WISCONSIN	DUNN	F	30-34 yrs	2.8	3.3	2.8	38.6	69.4	81.4	85.8	90.3	87.0	89.8	85.2	84.7	86.0	87.5	91.0	93.9	93.9	90.1	83.7	73.0
25	WISCONSIN	DUNN	F	35-39 yrs	2.3	2.7	2.9	37.3	65.7	79.6	85.5	85.3	82.7	82.0	81.6	82.7	83.6	82.4	83.3	87.3	89.8	88.4	84.1	81.8
25	WISCONSIN	DUNN	F	40-44 yrs	4.0	4.0	4.1	44.3	68.9	77.6	82.4	82.6	84.9	81.6	80.7	81.9	81.3	80.0	80.1	82.2	85.1	82.6	80.3	75.6
25	WISCONSIN	DUNN	F	45-49 yrs	3.6	4.3	4.5	44.3	71.3	78.5	81.7	83.3	82.5	81.7	79.5	81.7	80.6	82.2	81.8	84.5	86.4	85.1	78.7	76.2
25	WISCONSIN	DUNN	F	50-54 yrs	4.2	4.5	4.0	47.3	70.7	79.2	78.1	79.6	82.4	82.2	80.3	81.8	81.5	82.7	81.4	85.4	86.2	84.2	83.4	76.2
25	WISCONSIN	DUNN	F	55-59 yrs	5.8	5.6	6.1	50.0	74.8	81.9	83.1	83.0	81.9	85.2	80.5	78.4	77.7	79.4	82.3	84.8	84.0	82.7	81.8	79.4
25	WISCONSIN	DUNN	F	60-64 yrs	6.1	6.4	5.9	52.9	73.7	83.4	85.8	86.4	85.7	81.4	80.9	80.6	82.9	81.5	82.9	83.6	83.2	81.1	80.1	78.1
25	WISCONSIN	DUNN	F	65-69 yrs	7.7	7.5	8.0	64.3	85.2	88.4	89.1	87.7	88.1	87.6	87.1	89.9	89.5	89.7	87.5	87.9	89.7	91.9	86.9	83.9
25	WISCONSIN	DUNN	F	70-74 yrs	6.3	7.7	7.4	65.8	82.2	89.4	92.3	94.1	89.4	93.5	91.3	92.0	90.0	95.0	96.0	96.9	95.6	91.8	93.5	90.8
25	WISCONSIN	DUNN	F	75-79 yrs	6.5	6.1	7.1	72.4	83.9	88.5	86.4	89.1	87.8	85.8	89.3	90.7	95.1	90.2	93.4	97.2	99.3	97.3	101.9	98.4
25	WISCONSIN	DUNN	F	80-84 yrs	5.0	5.1	5.5	70.6	85.3	86.6	88.9	87.4	91.9	87.0	88.4	85.7	88.1	88.3	88.0	99.1	100.7	105.3	96.8	94.8
25	WISCONSIN	DUNN	F	85+ yrs	3.2	2.1	2.3	53.5	78.1	84.5	85.3	87.5	84.6	79.4	75.2	77.9	75.9	75.5	73.6	88.4	92.6	93.4	97.0	95.3
25	WISCONSIN	DUNN	M	00-04 yrs	2.8	2.8	3.2	16.4	56.7	81.4	87.7	92.4	90.2	93.0	88.3	89.7	87.8	87.3	84.3	84.2	85.0	82.3	77.9	70.7
25	WISCONSIN	DUNN	M	05-09 yrs	2.4	2.1	2.9	23.2	51.8	70.9	74.9	77.8	81.6	80.3	84.2	86.4	86.9	87.1	84.6	84.6	82.3	81.1	77.9	72.2
25	WISCONSIN	DUNN	M	10-14 yrs	2.0	2.2	2.5	23.4	51.3	71.7	80.4	80.0	78.6	79.4	76.9	74.2	77.6	78.6	80.1	79.6	82.5	82.7	78.7	72.9
25	WISCONSIN	DUNN	M	15-19 yrs	1.1	1.4	1.7	15.9	34.3	46.2	52.3	53.9	53.1	53.9	53.2	54.0	53.4	51.5	52.6	57.8	64.7	53.8	50.6	45.0
25	WISCONSIN	DUNN	M	20-24 yrs	0.9	0.7	1.0	8.6	22.0	34.5	39.1	41.9	44.8	45.8	42.0	41.9	40.7	39.7	39.7	45.6	53.1	43.1	35.7	29.7
25	WISCONSIN	DUNN	M	25-29 yrs	1.7	1.6	2.0	19.8	45.6	64.0	72.0	73.3	72.2	74.4	77.3	77.4	74.6	74.9	72.1	74.4	71.5	64.3	61.7	51.2
25	WISCONSIN	DUNN	M	30-34 yrs	1.3	1.4	1.6	23.8	50.8	72.7	82.0	82.7	78.9	79.1	78.5	79.3	80.8	78.5	78.0	82.2	80.4	76.8	71.5	60.3
25	WISCONSIN	DUNN	M	35-39 yrs	1.2	1.5	2.0	24.5	49.6	69.8	79.1	79.7	80.3	80.5	80.4	80.3	79.9	78.6	78.7	80.9	84.2	81.3	76.3	70.7
25	WISCONSIN	DUNN	M	40-44 yrs	2.2	2.8	3.0	26.9	54.3	70.7	74.3	76.3	77.3	76.4	75.4	77.7	78.5	79.5	78.8	81.2	82.4	79.2	73.6	67.4
25	WISCONSIN	DUNN	M	45-49 yrs	2.0	2.5	2.5	30.3	53.5	69.8	75.9	78.2	77.1	78.2	79.2	76.7	77.3	75.7	77.1	79.7	81.4	78.4	76.1	70.5
25	WISCONSIN	DUNN	M	50-54 yrs	2.8	3.1	3.2	35.4	60.7	72.7	76.7	75.5	76.9	79.1	79.0	78.0	78.3	78.5	76.8	77.6	79.2	77.9	74.9	69.3
25	WISCONSIN	DUNN	M	55-59 yrs	4.8	4.5	5.0	37.4	64.0	75.2	79.0	80.1	79.2	80.2	80.3	76.9	76.4	78.3	78.5	79.7	78.6	77.8	75.2	69.9
25	WISCONSIN	DUNN	M	60-64 yrs	6.0	6.2	7.3	42.6	68.7	79.1	78.7	81.1	84.6	82.1	80.6	81.7	81.0	79.3	81.1	80.1	81.4	78.6	77.0	71.0
25	WISCONSIN	DUNN	M	65-69 yrs	8.6	7.7	9.4	58.6	73.7	84.5	87.3	87.6	84.9	85.5	84.3	84.9	83.2	83.3	83.2	84.8	85.0	84.9	82.4	79.8
25	WISCONSIN	DUNN	M	70-74 yrs	9.3	9.1	9.8	65.0	80.5	86.1	86.5	87.1	91.3	89.9	89.8	91.2	91.1	86.7	85.8	88.6	90.2	90.5	89.5	84.5
25	WISCONSIN	DUNN	M	75-79 yrs	9.2	10.0	9.6	68.6	84.1	91.0	92.0	89.8	89.0	93.8	92.1	89.8	91.6	93.8	94.0	100.9	99.8	99.6	95.6	89.1
25	WISCONSIN	DUNN	M	80-84 yrs	7.8	9.0	9.1	71.4	86.2	89.4	88.9	90.9	90.2	90.1	89.2	92.6	93.4	91.4	89.6	94.9	98.3	99.5	106.3	104.9
25	WISCONSIN	DUNN	M	85+ yrs	5.3	4.7	5.0	59.4	82.4	89.2	85.9	85.6	84.8	81.9	81.5	80.7	81.3	80.4	81.2	98.5	101.4	104.5	99.0	98.1

REP Census Version 2024 - Full Summary

Percent coverage of REP Census (v. 2024) versus the US Census Decennial and Intercensal population estimates (Vintage 2024)

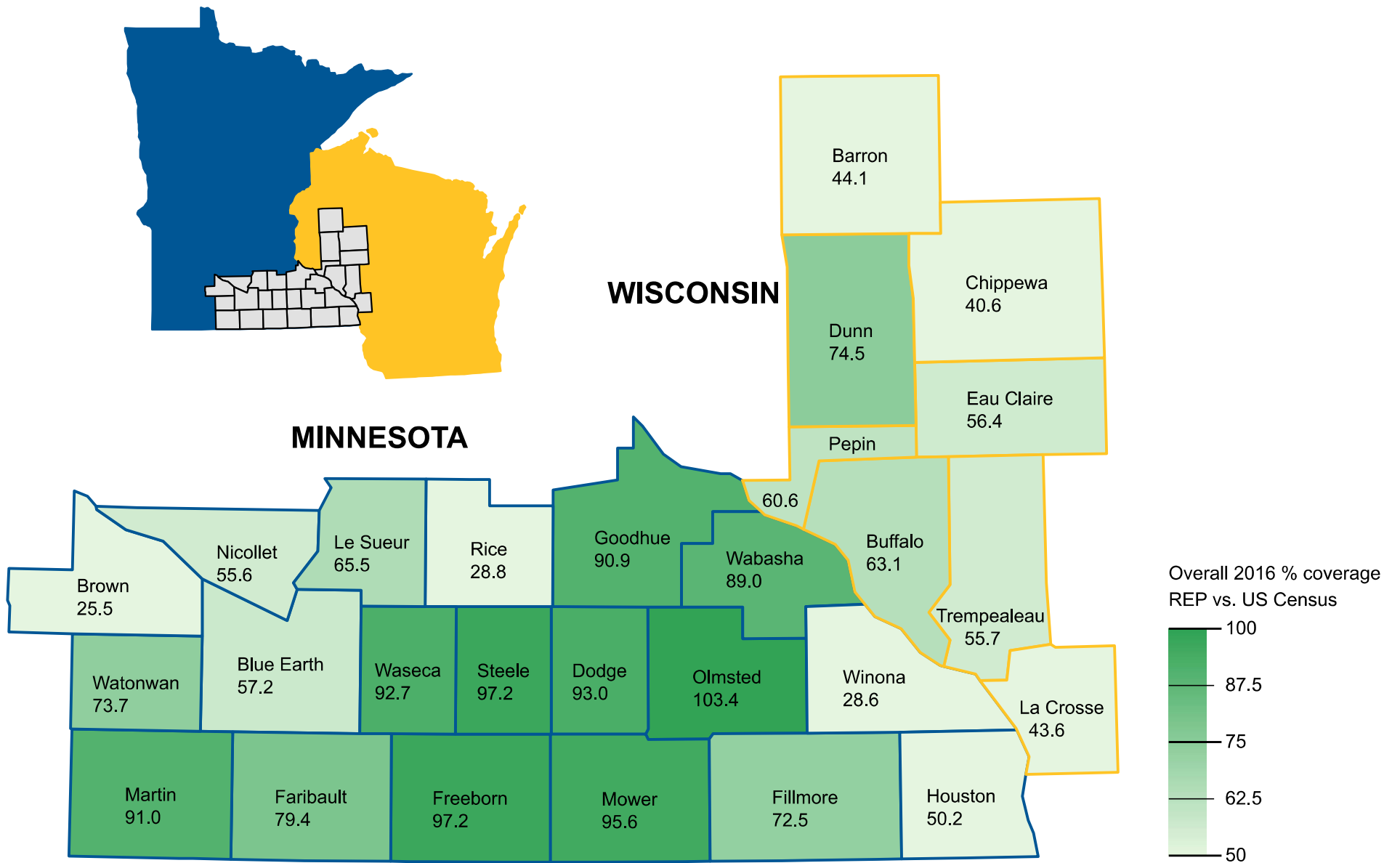
Co.	State	County	Sex	Age Group	Percent coverage of REP Census (v. 2024) versus the US Census Decennial and Intercensal population estimates (Vintage 2024)																			
					2005	2006	2007	2008	2009	2010	2011	2012	2013	2014	2015	2016	2017	2018	2019	2020	2021	2022	2023	2024
26	WISCONSIN	BARRON	F	00-04 yrs	0.5	0.6	0.6	9.6	28.0	32.0	34.6	35.7	35.5	38.5	37.7	40.4	38.2	39.2	38.3	39.3	39.3	37.5	37.3	38.2
26	WISCONSIN	BARRON	F	05-09 yrs	0.4	0.5	1.0	13.0	22.2	25.2	29.1	31.8	34.4	37.3	37.9	37.5	38.5	38.5	37.0	40.4	45.1	41.3	38.4	33.0
26	WISCONSIN	BARRON	F	10-14 yrs	0.7	0.8	0.9	14.2	24.6	27.5	27.1	28.6	29.7	32.7	32.4	35.4	36.6	40.9	41.1	42.8	43.4	40.9	38.8	33.6
26	WISCONSIN	BARRON	F	15-19 yrs	0.8	0.8	1.2	20.6	34.4	39.0	41.3	41.9	44.9	44.9	46.3	44.0	46.2	45.5	48.6	49.4	51.4	48.0	44.1	42.1
26	WISCONSIN	BARRON	F	20-24 yrs	1.2	1.3	1.3	24.2	43.9	53.2	52.8	56.0	58.6	58.6	59.6	56.1	55.9	54.7	57.3	59.1	63.1	53.6	50.5	44.2
26	WISCONSIN	BARRON	F	25-29 yrs	1.1	2.0	2.5	21.4	32.5	40.0	44.5	48.1	52.0	54.7	55.2	57.0	52.7	51.6	52.1	57.0	57.6	55.7	49.6	44.7
26	WISCONSIN	BARRON	F	30-34 yrs	0.9	1.4	1.6	18.7	29.2	35.2	40.8	42.0	44.4	48.7	50.2	51.3	49.5	51.0	53.4	59.8	63.5	57.7	52.1	46.5
26	WISCONSIN	BARRON	F	35-39 yrs	1.5	1.2	1.5	17.2	28.3	33.9	36.2	40.1	40.3	44.1	44.2	47.0	49.2	48.6	51.1	54.1	57.8	53.1	53.5	51.9
26	WISCONSIN	BARRON	F	40-44 yrs	1.2	1.6	1.5	20.1	29.5	33.4	34.5	38.7	41.5	42.0	43.9	45.0	45.7	46.9	48.1	56.0	56.0	51.4	44.6	41.8
26	WISCONSIN	BARRON	F	45-49 yrs	2.4	1.9	1.8	18.2	26.3	31.2	35.1	38.1	39.4	41.8	42.6	43.9	45.5	47.3	48.2	53.0	55.4	52.0	48.6	42.8
26	WISCONSIN	BARRON	F	50-54 yrs	2.6	2.3	2.6	19.7	29.1	32.1	34.8	36.3	39.3	40.5	41.1	42.6	43.7	46.1	46.3	50.8	53.2	49.2	46.7	45.0
26	WISCONSIN	BARRON	F	55-59 yrs	3.7	3.7	3.2	20.1	30.2	34.8	33.1	35.3	37.9	38.8	40.1	41.1	42.0	43.0	43.5	46.4	49.2	49.2	44.2	43.5
26	WISCONSIN	BARRON	F	60-64 yrs	4.1	5.1	3.9	24.5	32.1	33.8	35.8	34.7	37.1	37.3	39.0	37.7	39.6	40.6	41.3	44.0	46.9	44.5	43.2	41.9
26	WISCONSIN	BARRON	F	65-69 yrs	4.4	4.7	5.2	27.8	35.6	40.0	40.7	41.5	40.2	39.6	41.4	42.5	39.8	45.1	45.1	46.2	46.7	46.5	46.5	45.7
26	WISCONSIN	BARRON	F	70-74 yrs	4.1	4.3	4.2	27.5	35.7	39.6	40.8	42.0	43.2	44.9	44.1	43.3	46.1	46.6	48.8	50.0	52.5	50.3	50.6	49.4
26	WISCONSIN	BARRON	F	75-79 yrs	3.0	3.6	4.1	30.1	37.7	39.3	40.2	41.5	41.3	45.4	46.1	45.7	44.4	48.2	47.4	48.3	49.7	53.9	54.2	53.7
26	WISCONSIN	BARRON	F	80-84 yrs	3.6	3.7	3.4	30.7	38.7	40.7	43.0	43.3	44.8	42.7	45.0	46.3	47.5	43.7	46.6	50.2	51.2	49.9	53.5	50.6
26	WISCONSIN	BARRON	F	85+ yrs	0.9	1.2	1.9	33.0	41.3	42.0	40.8	41.6	41.9	42.2	42.6	45.9	46.7	48.7	46.8	49.1	50.5	49.5	52.6	54.3
26	WISCONSIN	BARRON	M	00-04 yrs	1.3	1.2	1.2	8.8	25.7	29.5	31.1	33.0	34.7	36.5	37.8	38.1	40.0	41.0	42.5	43.0	44.6	45.0	44.5	42.2
26	WISCONSIN	BARRON	M	05-09 yrs	0.9	0.9	1.4	13.0	22.6	26.9	29.3	30.6	33.6	34.7	36.4	37.1	35.4	37.7	39.3	40.6	44.5	43.6	39.8	36.2
26	WISCONSIN	BARRON	M	10-14 yrs	0.8	1.0	1.2	14.2	24.0	27.3	28.6	29.6	31.2	33.2	32.5	33.9	34.5	35.4	36.9	39.0	42.0	39.2	36.8	32.3
26	WISCONSIN	BARRON	M	15-19 yrs	0.8	0.6	0.6	14.9	30.8	36.8	37.5	40.0	42.3	45.8	44.5	44.9	43.6	41.5	41.1	42.7	43.3	40.7	35.5	32.8
26	WISCONSIN	BARRON	M	20-24 yrs	0.8	0.8	0.9	13.6	30.0	43.4	47.6	50.6	51.6	53.9	53.1	50.3	47.8	47.7	48.2	49.8	55.4	48.3	39.0	29.0
26	WISCONSIN	BARRON	M	25-29 yrs	1.2	1.3	1.0	14.8	29.1	37.1	41.9	45.9	50.3	54.5	56.1	52.2	48.3	45.8	44.5	44.4	49.8	44.3	35.4	31.2
26	WISCONSIN	BARRON	M	30-34 yrs	0.9	1.1	1.2	12.9	27.0	34.3	41.1	47.4	51.7	51.8	54.4	55.9	55.8	54.5	53.7	55.1	55.4	47.4	37.8	30.5
26	WISCONSIN	BARRON	M	35-39 yrs	0.5	0.8	0.9	16.4	27.9	34.4	37.6	40.4	43.5	48.9	49.9	51.9	50.5	50.3	51.7	54.0	55.1	50.8	45.7	39.2
26	WISCONSIN	BARRON	M	40-44 yrs	1.2	1.2	1.6	15.5	27.9	35.5	38.8	41.3	43.5	45.1	46.6	46.5	44.9	48.2	49.9	52.0	57.1	51.3	44.6	39.6
26	WISCONSIN	BARRON	M	45-49 yrs	1.5	1.5	1.1	14.9	26.2	33.1	39.2	40.6	41.4	43.5	44.3	44.6	45.5	46.7	46.9	51.6	54.0	47.2	43.4	40.1
26	WISCONSIN	BARRON	M	50-54 yrs	1.9	1.8	2.0	17.4	27.0	32.5	34.7	39.7	42.0	45.5	45.0	46.3	47.7	48.0	47.4	48.1	49.0	46.3	44.2	40.1
26	WISCONSIN	BARRON	M	55-59 yrs	2.9	2.6	2.7	18.5	29.4	35.0	36.5	39.2	41.4	43.4	44.1	42.6	44.1	43.3	46.0	47.0	49.3	46.2	42.4	39.0
26	WISCONSIN	BARRON	M	60-64 yrs	4.5	4.3	5.0	24.5	33.6	35.0	36.4	37.0	37.6	37.6	39.2	38.2	39.1	41.0	42.1	43.2	43.6	43.8	42.7	40.5
26	WISCONSIN	BARRON	M	65-69 yrs	6.6	6.8	6.8	28.1	38.3	40.7	39.3	39.4	41.2	40.7	40.0	40.0	40.0	39.6	39.4	40.0	43.2	42.8	42.7	40.7
26	WISCONSIN	BARRON	M	70-74 yrs	6.7	6.7	6.1	29.3	38.1	45.9	44.4	43.3	43.0	46.0	46.8	43.6	43.7	44.7	43.8	43.1	45.6	44.9	46.2	44.2
26	WISCONSIN	BARRON	M	75-79 yrs	6.1	6.6	8.8	34.3	39.9	40.7	44.2	46.4	45.3	48.2	45.9	45.8	46.6	48.0	49.0	49.6	50.9	51.3	51.1	47.6
26	WISCONSIN	BARRON	M	80-84 yrs	3.7	4.8	4.6	31.8	38.7	43.5	43.0	44.2	47.9	48.2	47.9	45.2	47.6	44.0	48.9	52.1	54.0	50.6	50.7	53.7
26	WISCONSIN	BARRON	M	85+ yrs	4.1	3.1	2.5	31.2	40.9	43.4	43.8	45.0	45.9	47.6	45.3	46.3	48.3	51.1	49.3	53.0	63.0	63.8	60.7	57.6

REP Census Version 2024 - Full Summary

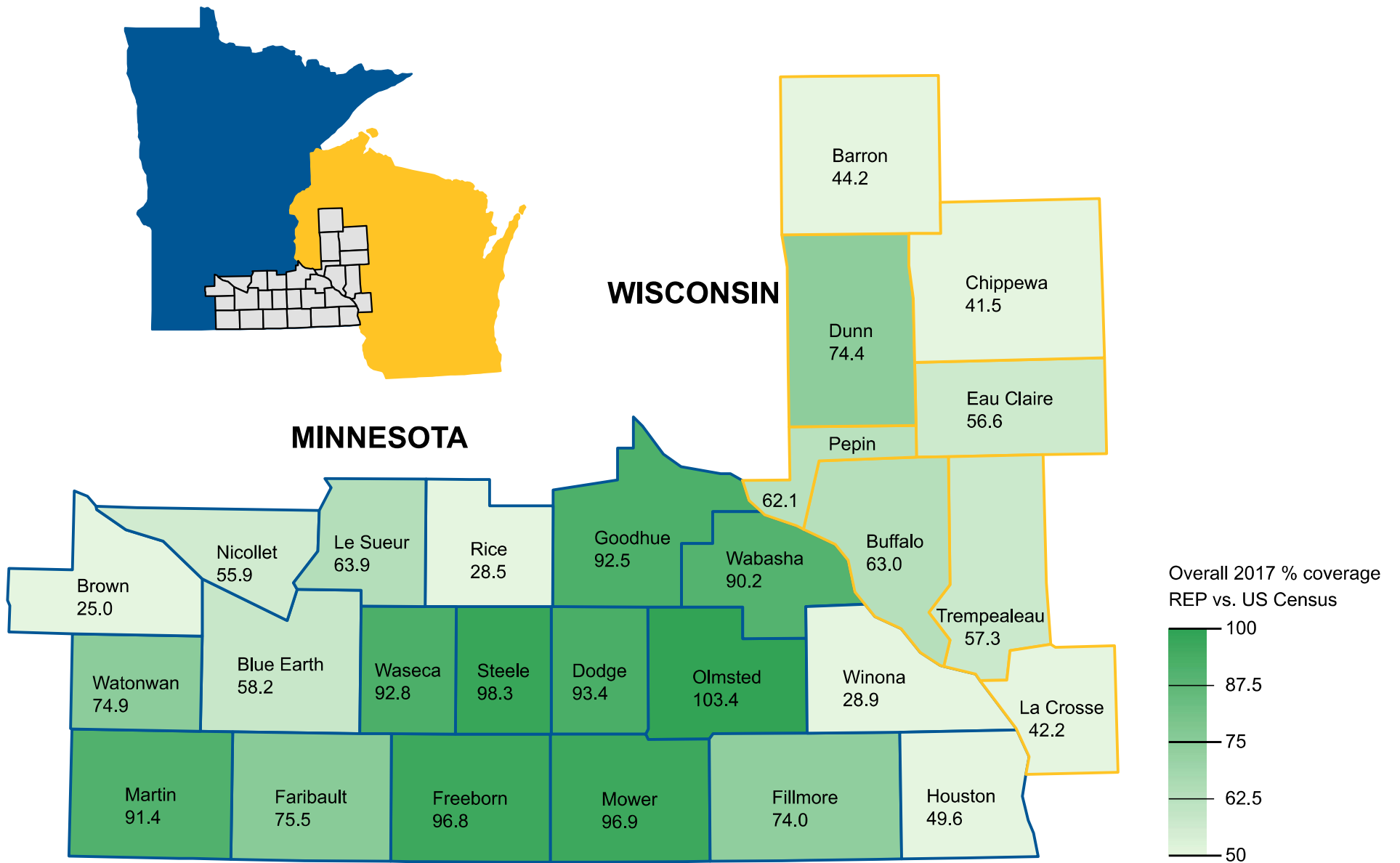
Percent coverage of REP Census (v. 2024) versus the US Census Decennial and Intercensal population estimates (Vintage 2024)

Co.	State	County	Sex	Age Group	2005	2006	2007	2008	2009	2010	2011	2012	2013	2014	2015	2016	2017	2018	2019	2020	2021	2022	2023	2024
27	WISCONSIN	CHIPPEWA	F	00-04 yrs	1.4	1.1	1.5	10.2	27.0	30.8	33.9	34.8	33.8	35.5	36.3	37.3	36.9	40.4	41.5	43.0	45.9	43.5	44.4	44.1
27	WISCONSIN	CHIPPEWA	F	05-09 yrs	1.2	1.4	1.1	15.5	25.4	28.5	27.6	29.5	31.4	32.2	31.5	33.0	34.4	35.0	34.8	40.9	45.4	43.4	40.6	42.1
27	WISCONSIN	CHIPPEWA	F	10-14 yrs	0.9	0.9	0.9	17.7	27.3	28.0	28.2	29.5	28.5	29.6	28.6	29.0	30.8	32.5	35.0	37.9	41.9	40.9	38.2	38.2
27	WISCONSIN	CHIPPEWA	F	15-19 yrs	0.9	0.9	0.9	24.2	37.5	40.4	40.6	41.3	40.6	39.0	39.3	40.8	41.5	40.7	41.1	44.9	46.5	43.4	41.1	41.3
27	WISCONSIN	CHIPPEWA	F	20-24 yrs	1.2	0.8	1.0	24.9	45.5	53.7	52.5	57.3	56.2	55.2	54.2	52.4	54.5	55.7	53.9	60.6	61.0	54.2	52.4	47.0
27	WISCONSIN	CHIPPEWA	F	25-29 yrs	1.3	1.4	1.4	27.6	39.1	43.5	44.5	47.2	46.3	47.0	47.7	51.0	53.7	52.2	49.0	55.8	54.5	51.5	48.0	47.1
27	WISCONSIN	CHIPPEWA	F	30-34 yrs	0.8	1.2	1.9	23.8	36.1	41.8	43.1	45.7	44.6	44.6	45.4	45.7	45.8	48.1	49.1	54.8	59.7	55.3	50.8	47.8
27	WISCONSIN	CHIPPEWA	F	35-39 yrs	1.3	1.3	1.3	23.0	34.6	39.9	40.8	42.0	42.1	41.4	40.8	42.1	44.7	47.3	47.3	51.1	55.4	50.8	48.1	48.2
27	WISCONSIN	CHIPPEWA	F	40-44 yrs	1.1	1.1	1.3	23.9	36.4	40.4	41.3	40.4	39.3	38.7	40.5	41.3	44.8	44.7	45.5	50.4	51.6	47.8	44.5	45.9
27	WISCONSIN	CHIPPEWA	F	45-49 yrs	1.4	1.9	2.3	23.9	35.2	40.4	42.3	42.9	43.0	43.7	42.8	43.2	42.7	43.3	44.5	50.3	51.4	48.5	46.9	45.1
27	WISCONSIN	CHIPPEWA	F	50-54 yrs	2.4	2.2	2.1	27.4	36.2	40.1	41.6	43.6	41.3	41.5	43.4	44.7	43.8	45.4	47.6	50.4	53.0	48.6	46.4	44.9
27	WISCONSIN	CHIPPEWA	F	55-59 yrs	2.4	2.8	2.5	28.8	37.8	40.2	39.9	39.4	42.0	41.0	41.0	41.8	44.2	42.8	44.1	49.6	50.0	45.8	46.1	48.2
27	WISCONSIN	CHIPPEWA	F	60-64 yrs	3.9	3.5	3.7	32.2	42.0	44.1	44.6	45.2	42.8	41.9	40.7	41.1	39.6	42.4	41.9	45.8	48.8	47.7	46.6	45.6
27	WISCONSIN	CHIPPEWA	F	65-69 yrs	3.1	3.3	3.3	34.2	42.5	45.4	44.8	45.4	49.1	49.2	47.9	48.2	49.0	46.9	47.2	47.0	48.3	46.2	48.4	48.5
27	WISCONSIN	CHIPPEWA	F	70-74 yrs	3.6	3.5	3.5	35.5	42.7	45.1	46.7	48.0	48.3	50.4	51.7	50.8	51.5	56.2	56.7	54.7	55.4	55.4	55.6	56.5
27	WISCONSIN	CHIPPEWA	F	75-79 yrs	3.2	3.0	2.8	32.1	40.5	46.3	46.6	48.6	47.3	48.5	47.9	49.7	52.6	55.6	52.9	54.6	56.0	56.5	60.6	61.1
27	WISCONSIN	CHIPPEWA	F	80-84 yrs	2.3	2.1	2.1	39.5	46.9	42.2	42.0	41.2	41.5	45.3	46.0	48.7	49.7	50.4	54.4	55.4	57.6	60.9	64.2	64.5
27	WISCONSIN	CHIPPEWA	F	85+ yrs	0.9	0.7	0.6	31.1	40.0	44.1	42.8	44.0	44.9	45.5	44.7	43.9	45.3	45.5	44.2	48.4	52.8	53.2	56.8	62.9
27	WISCONSIN	CHIPPEWA	M	00-04 yrs	1.1	1.7	2.0	12.3	29.0	30.8	32.7	35.2	35.7	35.1	34.7	36.3	37.5	41.2	42.1	41.6	44.0	44.9	42.9	44.8
27	WISCONSIN	CHIPPEWA	M	05-09 yrs	1.4	1.1	1.3	15.8	25.9	29.2	30.9	31.5	31.5	33.7	32.0	32.1	35.3	37.8	39.9	43.2	45.4	44.0	41.5	41.5
27	WISCONSIN	CHIPPEWA	M	10-14 yrs	1.3	1.4	1.5	17.0	26.1	29.7	31.6	30.6	31.7	31.6	31.5	31.5	31.3	33.4	35.6	38.8	42.0	41.0	40.0	38.6
27	WISCONSIN	CHIPPEWA	M	15-19 yrs	0.8	0.7	1.5	18.0	31.6	36.3	36.2	37.7	37.4	35.7	35.4	36.2	37.0	37.8	37.7	42.7	44.2	40.0	36.8	35.9
27	WISCONSIN	CHIPPEWA	M	20-24 yrs	0.5	0.5	0.8	15.5	31.7	38.7	41.3	41.7	39.5	40.0	39.9	39.0	38.9	38.9	39.3	45.7	50.4	42.6	36.9	30.5
27	WISCONSIN	CHIPPEWA	M	25-29 yrs	0.5	0.4	0.4	15.1	26.2	32.8	34.7	34.8	37.1	37.1	35.7	36.2	37.8	36.6	32.9	38.8	40.4	36.8	31.7	29.5
27	WISCONSIN	CHIPPEWA	M	30-34 yrs	0.6	1.1	0.9	16.8	29.1	34.9	36.0	36.1	36.7	35.9	34.5	35.9	36.5	37.5	37.6	44.9	46.3	41.6	37.2	31.9
27	WISCONSIN	CHIPPEWA	M	35-39 yrs	0.8	1.0	1.4	18.1	29.7	33.9	34.7	33.4	34.2	35.1	37.0	37.7	38.6	37.0	38.7	42.4	44.8	42.1	38.7	36.3
27	WISCONSIN	CHIPPEWA	M	40-44 yrs	0.6	0.9	1.1	19.1	30.6	34.5	34.7	36.4	35.6	35.9	36.4	37.8	37.3	38.9	38.0	41.3	45.9	41.6	37.7	35.1
27	WISCONSIN	CHIPPEWA	M	45-49 yrs	1.1	1.5	1.7	19.7	32.0	37.1	37.7	39.0	39.7	38.0	36.3	35.2	37.9	37.9	38.6	39.7	44.1	42.4	38.7	35.2
27	WISCONSIN	CHIPPEWA	M	50-54 yrs	1.6	1.7	2.1	21.3	32.3	36.6	37.8	37.7	38.8	39.4	41.1	41.8	42.2	43.0	42.9	44.8	46.4	43.9	41.9	39.3
27	WISCONSIN	CHIPPEWA	M	55-59 yrs	2.4	2.6	2.5	23.3	33.4	36.1	36.4	39.0	38.8	39.6	38.8	39.8	40.3	41.0	43.0	46.1	48.4	45.6	44.8	43.2
27	WISCONSIN	CHIPPEWA	M	60-64 yrs	3.2	3.6	4.2	28.2	38.0	39.9	40.1	40.4	41.1	40.1	39.1	40.3	40.2	40.8	40.9	43.3	46.9	46.4	46.2	44.7
27	WISCONSIN	CHIPPEWA	M	65-69 yrs	4.4	4.2	3.9	30.7	40.7	44.1	44.9	44.5	43.9	44.4	44.9	43.7	43.8	44.4	44.2	43.4	45.3	46.4	48.5	47.1
27	WISCONSIN	CHIPPEWA	M	70-74 yrs	3.5	3.4	4.3	35.1	43.3	47.1	45.0	45.1	45.3	47.3	48.2	47.0	45.5	48.5	51.0	49.8	51.6	51.8	51.7	50.6
27	WISCONSIN	CHIPPEWA	M	75-79 yrs	5.0	4.6	5.1	34.0	44.7	45.1	46.5	48.1	50.6	49.7	51.6	51.7	52.3	52.4	49.1	51.3	54.0	56.0	59.4	60.1
27	WISCONSIN	CHIPPEWA	M	80-84 yrs	2.1	2.6	3.6	32.1	38.6	43.8	45.4	46.3	47.8	50.8	48.7	54.1	56.8	57.5	58.3	60.9	61.5	57.9	60.8	62.6
27	WISCONSIN	CHIPPEWA	M	85+ yrs	1.8	1.8	1.9	34.3	44.9	50.9	47.4	45.4	42.9	45.4	45.8	46.9	49.3	47.9	49.8	52.0	60.0	62.0	72.2	78.9

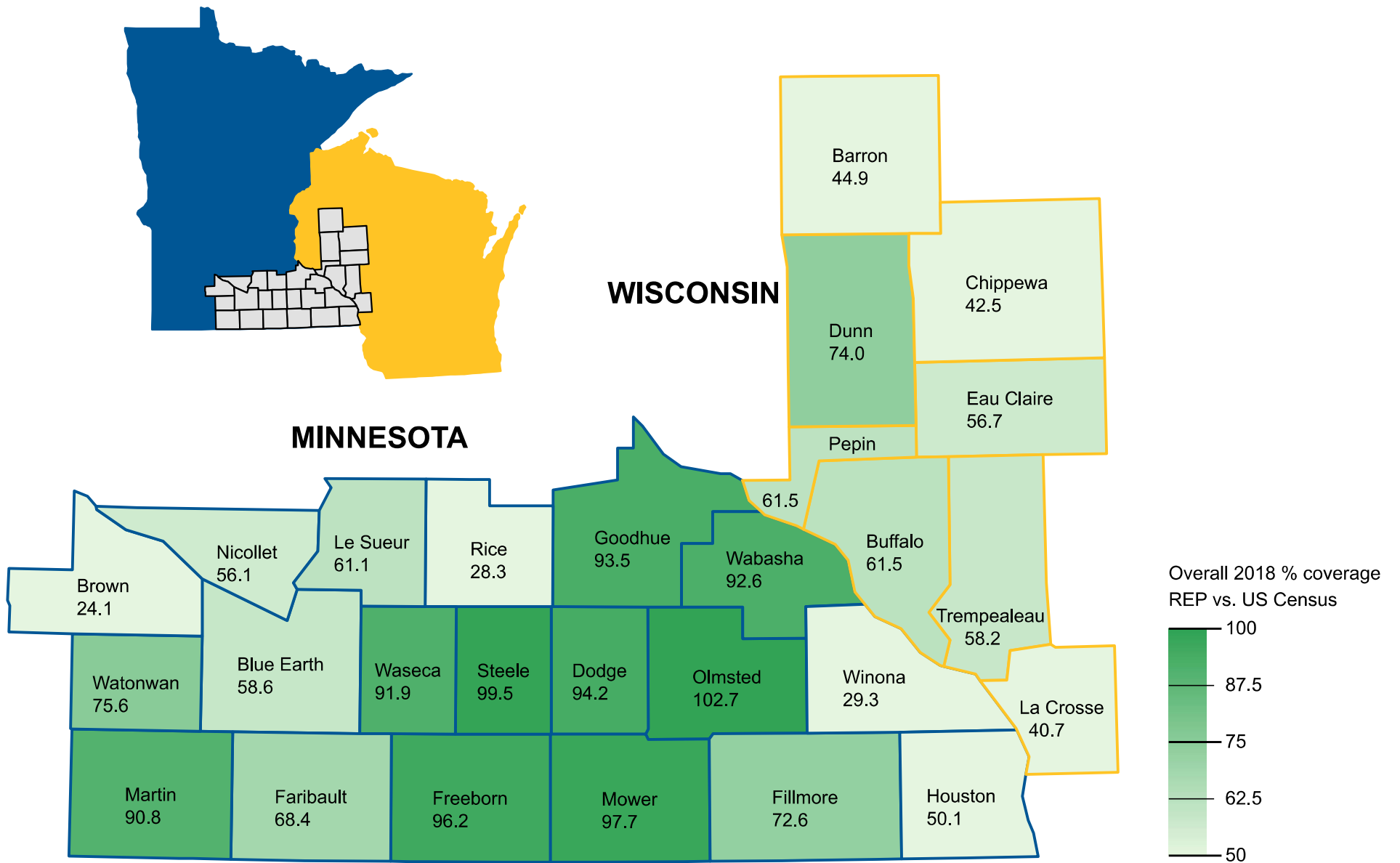
REP Census Version 2024 - Full Summary



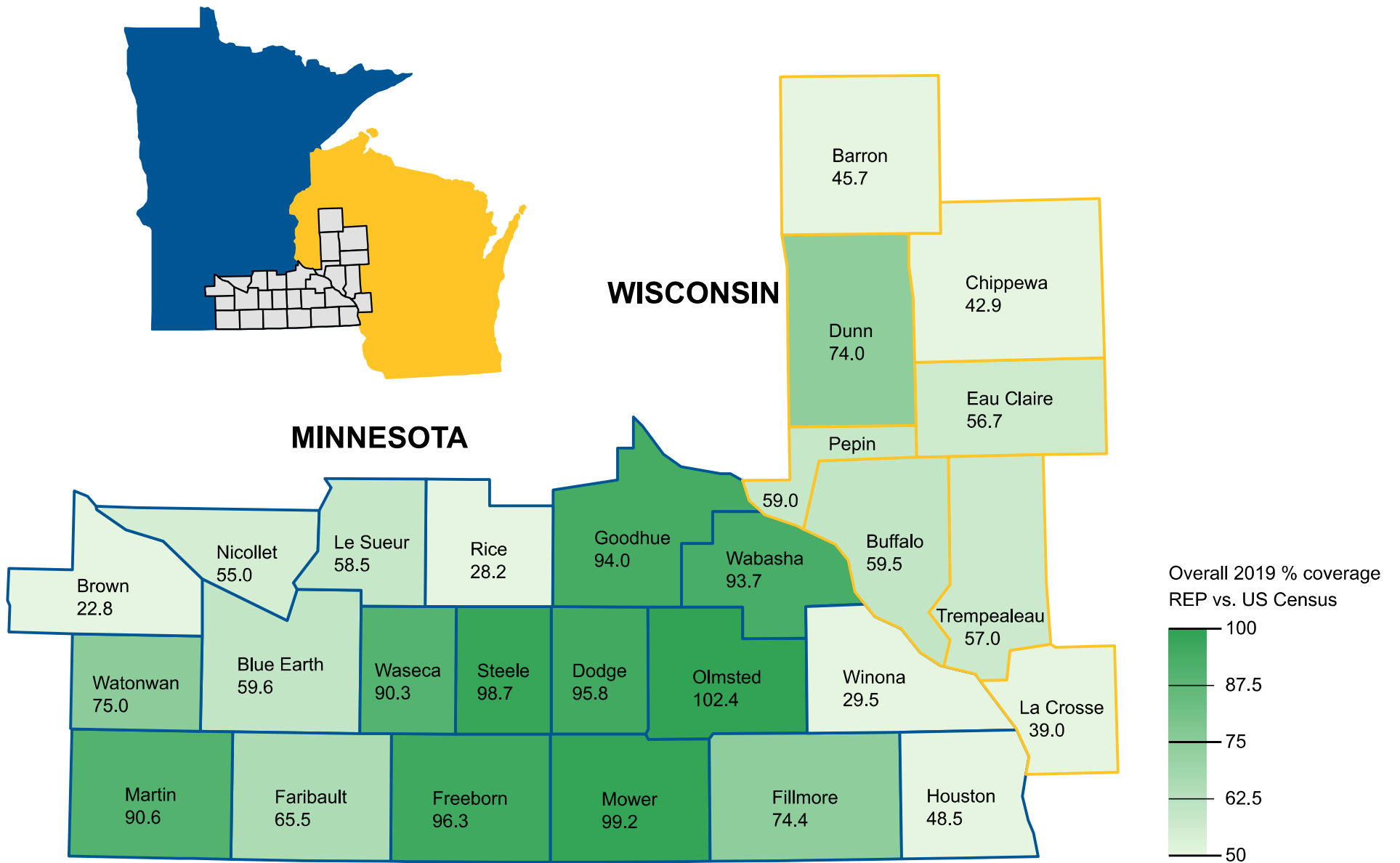
REP Census Version 2024 - Full Summary



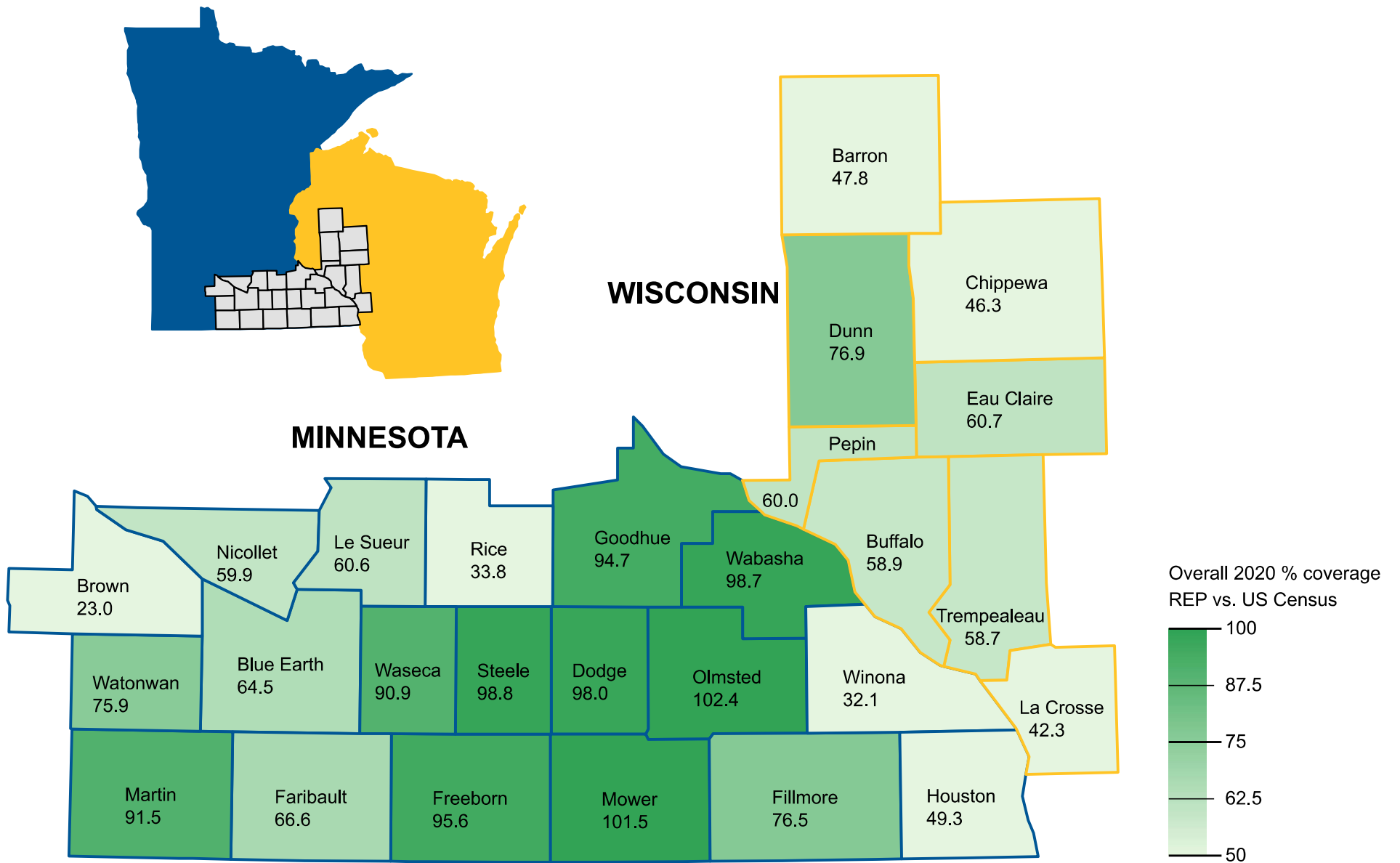
REP Census Version 2024 - Full Summary



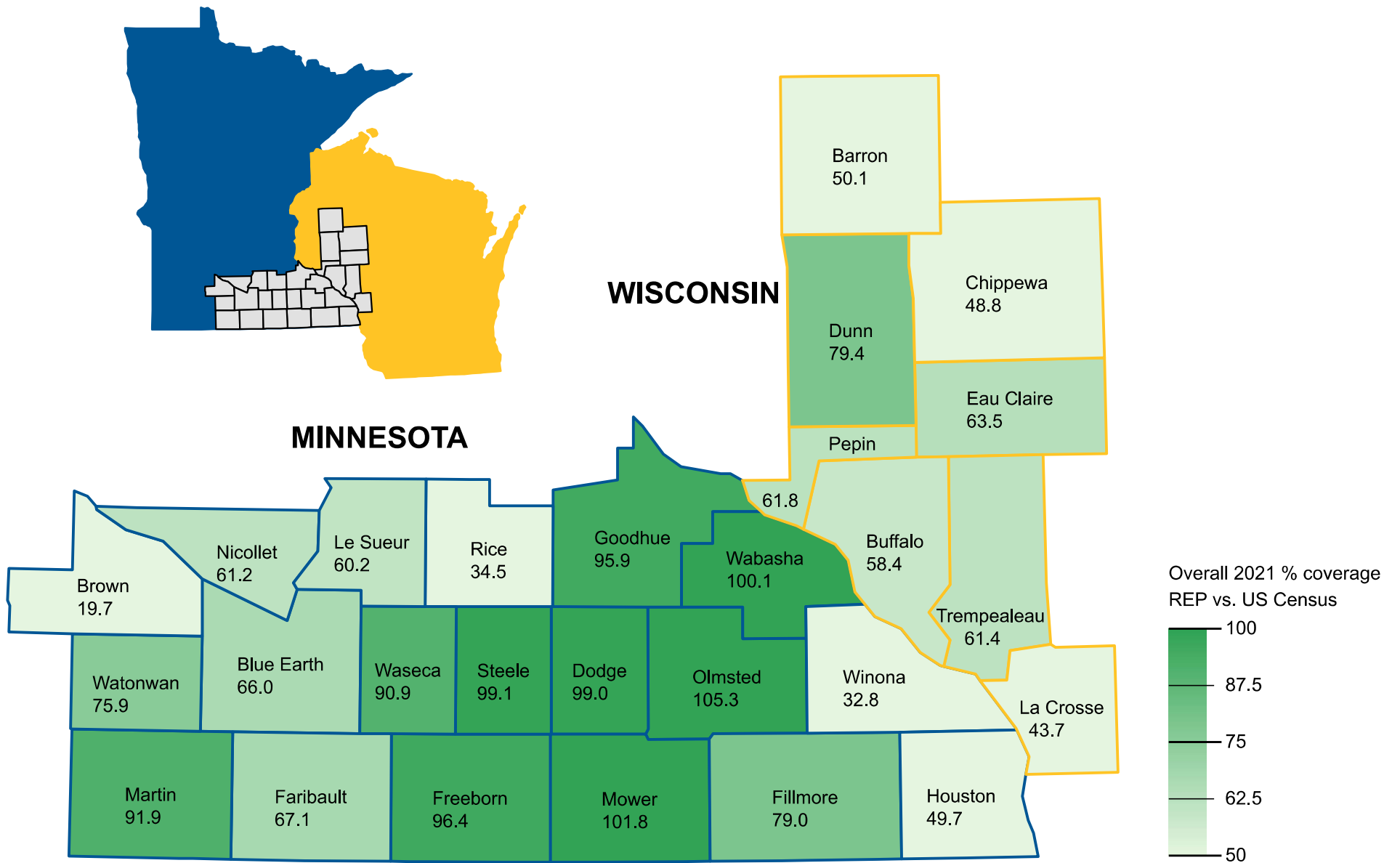
REP Census Version 2024 - Full Summary



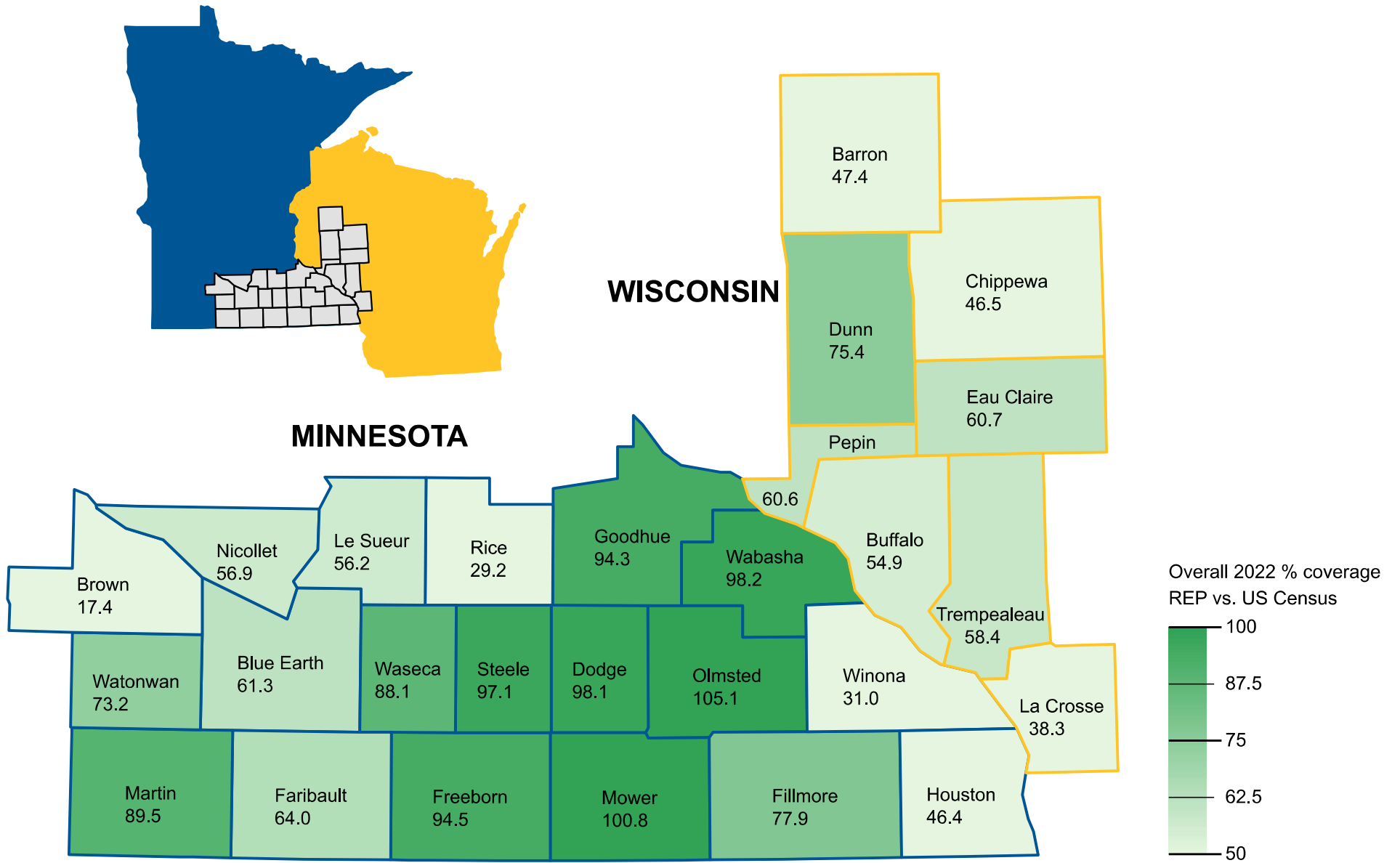
REP Census Version 2024 - Full Summary



REP Census Version 2024 - Full Summary



REP Census Version 2024 - Full Summary



REP Census Version 2024 - Full Summary

